



# The Prosecutors and Politics Project

...

## National Study *of* Prosecutor Elections

FEBRUARY 2020

# Table of Contents

About the Prosecutors and Politics Project .....	3
Executive Summary .....	4
About the Study .....	8
State Reports.....	10
Alabama .....	11
Alaska .....	18
Arizona.....	19
Arkansas .....	22
California.....	26
Colorado.....	35
Connecticut.....	39
Delaware .....	40
Florida .....	41
Georgia.....	45
Hawaii .....	53
Idaho.....	55
Illinois .....	62
Indiana .....	77
Iowa .....	90
Kansas .....	104
Kentucky.....	117
Louisiana .....	125
Maine.....	132
Maryland .....	134
Massachusetts.....	138
Michigan.....	141
Minnesota .....	152
Mississippi .....	163
Missouri.....	167
Montana.....	183

Nebraska.....	190
Nevada.....	202
New Hampshire .....	205
New Jersey.....	207
New Mexico.....	208
New York .....	211
North Carolina .....	220
North Dakota .....	227
Ohio.....	234
Oklahoma .....	246
Oregon.....	251
Pennsylvania .....	256
Rhode Island.....	266
South Carolina.....	267
South Dakota .....	270
Tennessee.....	278
Texas .....	283
Utah .....	306
Vermont.....	310
Virginia .....	313
Washington.....	329
West Virginia .....	335
Wisconsin.....	343
Wyoming .....	353
Appendix .....	357
Acknowledgments .....	361

## About the Prosecutors and Politics Project

The Prosecutors and Politics Project is a research initiative at the University of North Carolina School of Law. Founded in 2018, the Project studies the role of prosecutors in the criminal justice system, focusing on both the political aspects of their selection and their political power. The Project endeavors to bring scholarly attention to the democratic accountability of elected prosecutors, to increase our understanding of the relationship between prosecutors and politics through empirical study, and to publicly share research in order to increase voters' knowledge about their elected prosecutors and broader criminal justice issues.

For more information about the Prosecutors and Politics Project, its mission, and its research, please visit <https://law.unc.edu/academics/centers-and-programs/prosecutors-and-politics-project/>

Questions about this report should be directed to the author, Professor Carissa Byrne Hessick ([chessick@email.unc.edu](mailto:chessick@email.unc.edu)).

## Executive Summary\*

American prosecutors wield significant power in the criminal justice system. They must decide when to file charges, which crimes to prioritize, and how lenient or harsh to be in plea bargaining. Prosecutors are entrusted with this power, in part, because they are accountable to voters.

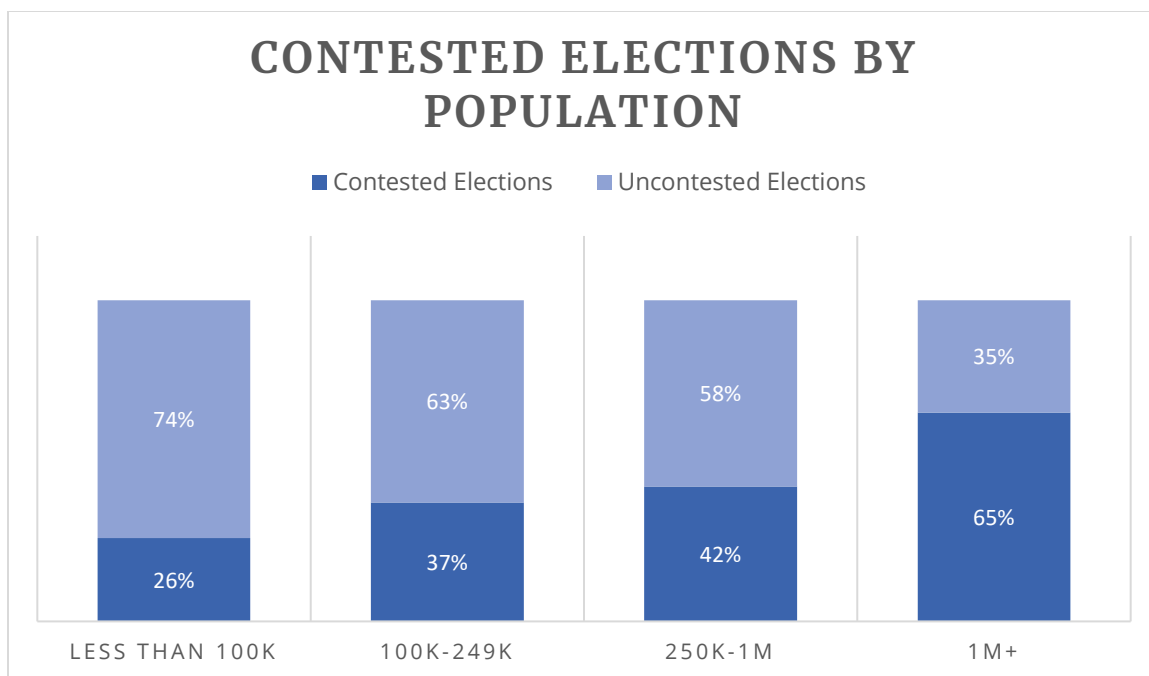
In most states, that accountability comes in the form of direct elections. Forty-five states elect prosecutors on the local level. These local elections provide a powerful check on the power that prosecutors wield—at least in theory. But how does that check operate in practice? Put differently, how much of a choice do voters have about who will make important criminal justice decisions in their communities?

This report presents the results of a nationwide study of prosecutor elections. The first of its kind, the study gathered data from every jurisdiction that elects its local prosecutors in a recent election cycle. The study showed great variation in elections across the country. Some elections gave voters choices in both primary and general elections to choose their local prosecutor. But other elections were entirely uncontested. And some elections did not even have a single candidate on the ballot.

Whether an election gave voters a choice seems to depend on two different factors. The first of those factors is the population in the district where the election was held. Communities with large populations tended to have more than one candidate in their elections, while communities with small populations tended to have uncontested elections.

---

\* Please note that this report updates and supersedes a similar report that was published in January 2020. Since that report was released, the underlying dataset has been updated to reflect new and corrected information from a small number of jurisdictions. Those corrections caused minor changes to the national analysis in the executive summary.



There are far more communities with small populations than there are communities with large populations. There are more than 1,700 communities with fewer than 100,000 people who elect their prosecutors, as compared to only 43 communities with more than one million people. Consequently, there are many prosecutor elections that do not give voters any choices. Of the more than 2,300 jurisdictions that elect their prosecutor, fewer than 700 presented voters with more than a single candidate on the ballot in the election cycle we studied.

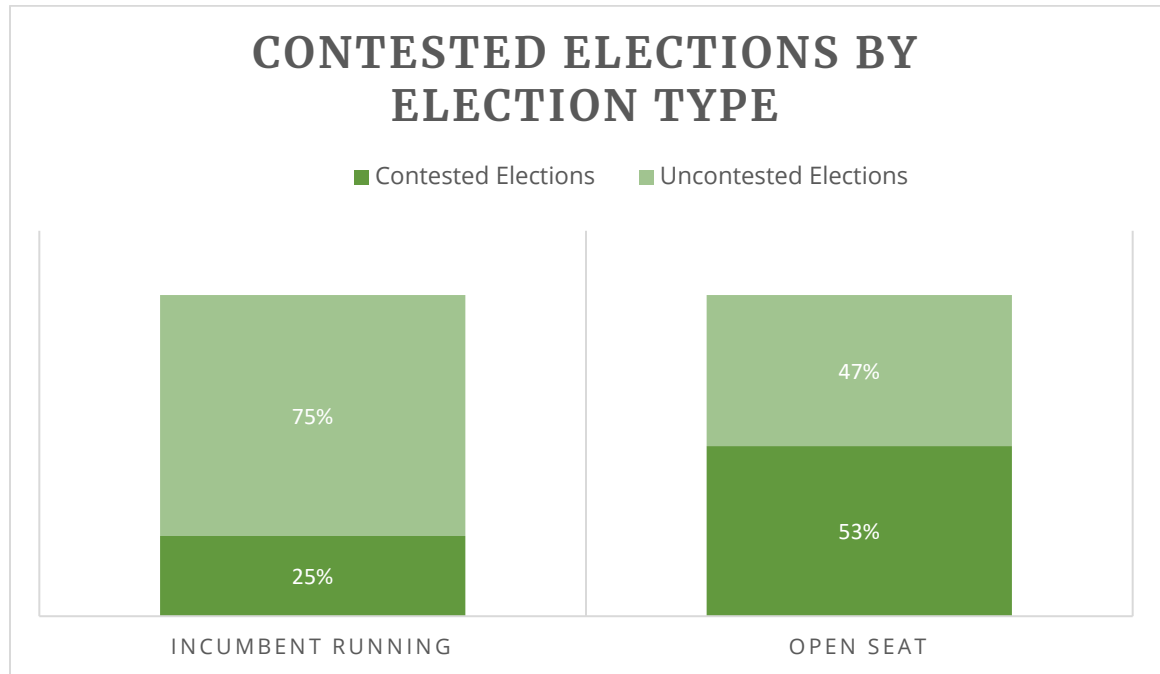
Although most prosecutor elections are uncontested, most voters tend to live in jurisdictions that are more likely to give them a choice. More than a quarter of the entire U.S. population lives in only 35 prosecutor districts. And more than half of the entire U.S. population lives in only 147 prosecutor districts. The largest of those districts is Los Angeles County, California, which has a population of nearly ten million.\* In contrast, the smallest prosecutor district is Arthur, Nebraska, which has a population of 460.

The second factor that affects the availability of choice in prosecutor elections is whether the sitting prosecutor decides to run for reelection. If it is an open

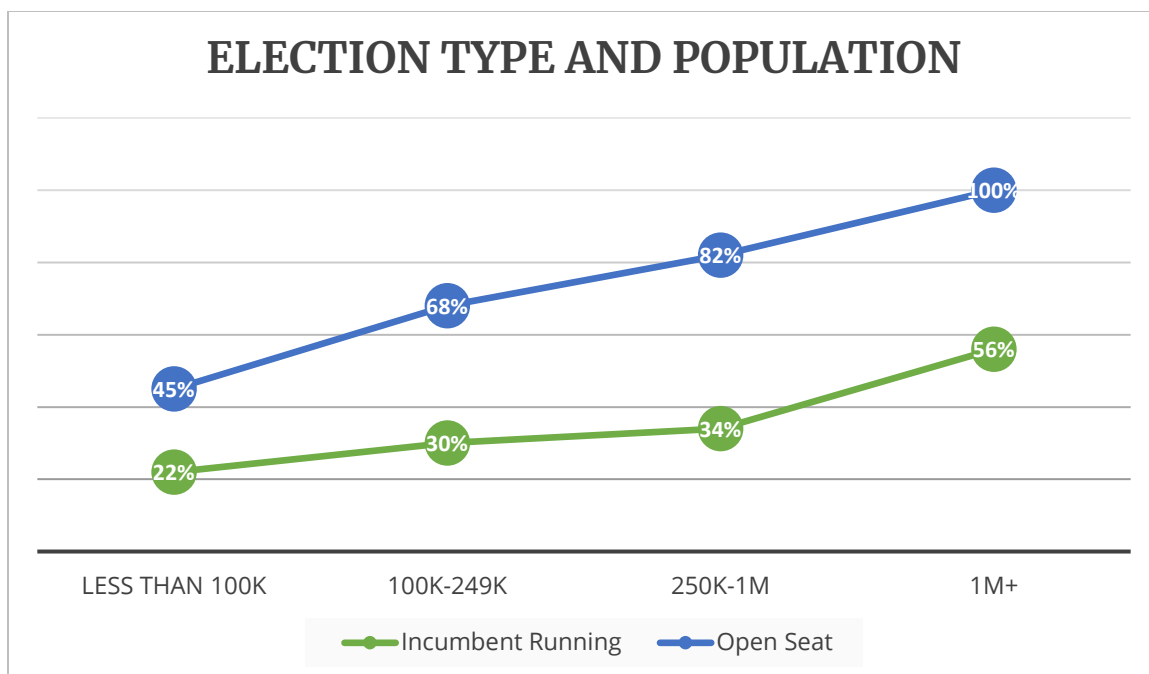
---

\* A full list of the largest 147 districts can be found in the Appendix. All population data is drawn from the 2010 census.

seat election—that is, an election in which the incumbent does not run—then voters are more likely to have a choice between candidates. But when the incumbent prosecutor runs for reelection, he or she often is the only candidate in the election.



These two factors reinforce one another. If an incumbent runs for reelection in a community with a small population, he or she is only likely to face a challenger 22% of the time. In contrast, open seat elections in communities with large populations were contested 100% of the time.



While our study clearly demonstrates a relationship between contested prosecutor elections and both population and election type, this report may raise more questions than it answers. Why do the number of contested elections vary so much based on population and election type? How can we explain the variation in contested election rates across states? What would it take to meaningfully increase the number of contested elections?

These are all important questions that are worth asking. We hope that this report will spark further study and exploration of prosecutor elections. And we hope to provide more data on this and related questions in future reports.



## About the Study

Beginning in February 2018, the Prosecutors and Politics Project began collecting information about the most recent election cycle in each state that elects its local prosecutor. For most states, that meant we collected data from the 2014 or 2016 election cycle. But in some states the most recent election had occurred as far back as 2012 and as recently as 2017. In total, we collected election results for 2,314 districts across 45 states.

The dataset includes the name, party affiliation, and incumbency status of each candidate who ran for local prosecutor. The dataset also identifies which candidate won each election and the percentage of total votes each candidate received. These variables allow us to determine whether each district had an open seat, whether the district held a contested election, and whether the election resulted in the unseating of an incumbent.\*

We compiled our data from public sources. The decentralized nature of prosecutor elections made it extremely difficult and time consuming to collect this data. When available, the data was obtained from official election records. When those official records were not available or when they did not include the relevant information, data was obtained from websites or media accounts. When those additional sources did not contain the data, we endeavored to obtain the information by emailing or calling county officials. But we were not able to obtain all variables for every election.

We define open seat elections as those in which the incumbent did not seek reelection. We define a contested election as an election in which there are two or more candidates in either the general election or at least one primary election. We chose to aggregate the general and the primary elections when classifying contested elections, rather than to report contested primary elections and contested general elections separately, because we sought to answer the question whether voters have a choice about who will serve as their prosecutor. The partisan composition of some districts may be so lopsided that all important political fights occur in the primary; in others, those fights may occur in the general election. In only a few districts are both the primary and the general elections significant. Of course, when contested

---

\* The full dataset is available at <https://dataverse.unc.edu/dataset.xhtml?persistentId=doi:10.15139/S3/IL4LC>

elections occur only in primary elections and not in general elections, it may result in some voters being excluded from the decision about who shall serve as prosecutor.

Our findings make clear that two factors—the size of a community's population and whether the sitting prosecutor runs for reelection—are correlated with whether voters have a choice in prosecutor elections. But it would be a mistake to discuss prosecutor elections using only aggregated national data. The states, and sometimes even counties, have significant control over how prosecutor elections are conducted. While most states hold elections every four years, others hold elections every two, six, or eight years. Some states hold non-partisan elections. Several states do not hold primary elections for prosecutor when the election is uncontested, and some do not hold a general election when it is uncontested. Three states allow their counties to decide whether to elect prosecutors or whether to have them appointed. And one state imposes term limits.

As this report demonstrates, not only do states have different rules about how prosecutors are elected, but they also have very different rates of contested elections. For example, only 6% of the prosecutor elections in North Dakota offered voters a choice between at least two candidates. In contrast, 100% of elections in Hawaii were contested. It is not clear what drives these differences across states. The differences do not, for example, map neatly onto the different legal rules that states have adopted in selecting their prosecutors, such as the length of term or whether the office is partisan or non-partisan.

Why population and the presence of an incumbent candidate might affect the contestation rate of an election is not immediately obvious. And the differences between states are not explained by the different methods used to select prosecutors. We do not offer explanations for these findings here. But we hope that our data will prompt further attention and study.

## State Reports

The following state reports contain three sections. In the first section, we briefly describe the legal rules that each state uses to select its local prosecutors. In the second section, for those states that elect their prosecutors, we present aggregate state data on (a) the percentage of contested elections,<sup>\*</sup> and (b) the candidate who won each election—namely whether it was an incumbent, a challenger, or an open seat candidate.

The third section of each report provides a district overview in each state that elects its prosecutors. The district overview identifies each jurisdiction that elects a prosecutor—for most states, this is a county, but for some it is a district that is made up of multiple counties. We provide the population of each district. If the state uses multi-county districts, we include a table identifying the counties that make up each district at the end of the state report.

The district overview also provides information about individual candidates. It provides the name, party, and status of each candidate—that is, whether the candidate is an incumbent, a challenger, or a candidate for an open seat. Where available, we have also provided the percentage of the total votes cast that each candidate received.

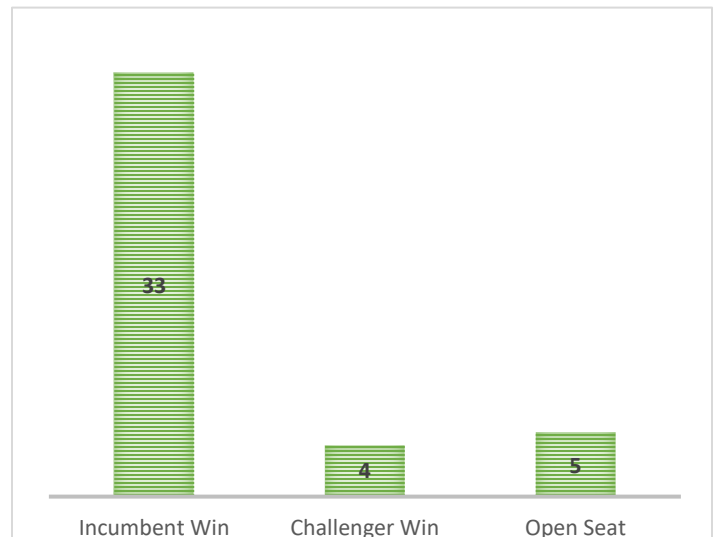
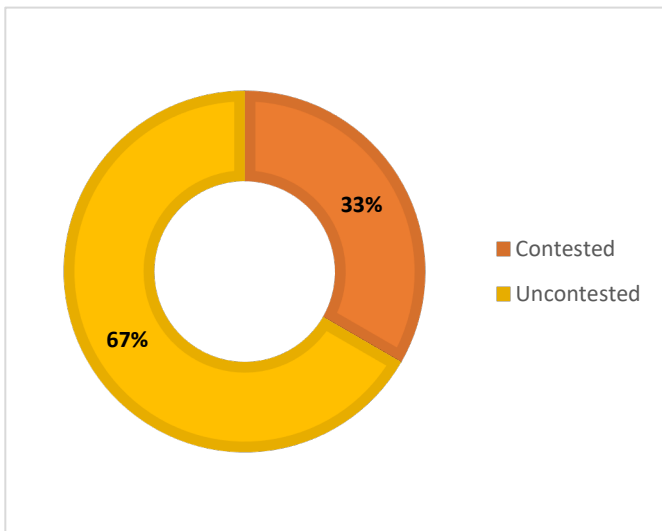
Finally, the district overview indicates which candidate won the election. The winning candidate's name and other information is presented in boldface type. When an election was contested, we indicate whether the election was a general election or a primary election. In those few districts that held both a contested primary and a contested general election, separate information is provided for each election.

---

<sup>\*</sup> This information has been rounded to the nearest full percentage point.

## Alabama

Alabama elects 42 district attorneys in partisan elections. The district attorneys serve six year terms, and they preside over multi-county districts. Alabama does not require unopposed candidates to appear on the ballot in the primary election. The data in this report comes from the 2016 election.



### District Overview

District 1			
Population 57,273			
Candidate	Party	Status	Vote Percent
S. Walker	Dem	Incumbent	98.8

District 2			
Population 46,152			
Candidate	Party	Status	Vote Percent
C. Tesmer	Dem	Incumbent	98.3

District 3			
Population 38,371			
Candidate	Party	Status	Vote Percent
B. Reeves	Dem	Incumbent	98.2

<b>District 4</b>			
Population 104,756			
<b>Primary Election</b>			
Candidate	Party	Status	Vote Percent
<b>M. Jackson</b>	<b>Dem</b>	<b>Incumbent</b>	<b>67.60</b>
F. Toure	Dem	Challenger	32.40

<b>District 5</b>			
Population 120,196			
<b>Primary Election</b>			
Candidate	Party	Status	Vote Percent
<b>W. Harris</b>	<b>Rep</b>	<b>Open Seat</b>	<b>53.76</b>
D. Lewis	Rep	Open Seat	46.23
<b>General Election</b>			
W. Harris	Rep	Open Seat	48.6
<b>J. Douglas</b>	<b>Dem</b>	<b>Open Seat</b>	<b>51.3</b>

<b>District 6</b>			
Population 194,656			
<b>Primary Election</b>			
Candidate	Party	Status	Vote Percent
L. Head	Rep	Incumbent	43
<b>R. Webb</b>	<b>Rep</b>	<b>Challenger</b>	<b>57.28</b>
<b>General Election</b>			
D. Steverson	Dem	Challenger	42.8
<b>R. Webb</b>	<b>Rep</b>	<b>Challenger</b>	<b>57.1</b>

<b>District 7</b>			
Population 133,544			
Candidate	Party	Status	Vote Percent
<b>B. McVeigh</b>	<b>Rep</b>	<b>Incumbent</b>	<b>98</b>

<b>District 8</b>			
Population 119,490			
Candidate	Party	Status	Vote Percent
<b>R. Anderson</b>	<b>Rep</b>	<b>Incumbent</b>	<b>98.7</b>

<b>District 9</b>			
Population 97,098			
Candidate	Party	Status	Vote Percent
<b>M. O'Dell</b>	<b>Rep</b>	<b>Incumbent</b>	<b>99.1</b>

<b>District 10</b>			
Population 658,466			
<b>Primary Election</b>			
Candidate	Party	Status	Vote Percent
R. Johnson Jr.	Rep	Challenger	39.26
<b>C. Henderson</b>	<b>Dem</b>	<b>Challenger</b>	<b>60.74</b>
<b>General Election</b>			
<b>C. Henderson</b>	<b>Dem</b>	<b>Challenger</b>	<b>50.8</b>
B. Falls	Rep	Incumbent	49.1

<b>District 10B</b>			
Population 26,511			
<b>Primary Election</b>			
Candidate	Party	Status	Vote Percent
<b>L. Olive-Washington</b>	<b>Dem</b>	<b>Open Seat</b>	<b>53.48</b>
M. Tunstall	Dem	Open Seat	11.41
L. Washington	Dem	Open Seat	35.11
<b>General Election</b>			
<b>L. Olive-Washington</b>	<b>Dem</b>	<b>Open Seat</b>	<b>50.17</b>
B. Veitch	Rep	Open Seat	49.78

<b>District 11</b>			
Population 92,709			
Candidate	Party	Status	Vote Percent
<b>C. Connolly</b>	<b>Rep</b>	<b>Incumbent</b>	<b>98.6</b>

<b>District 12</b>			
Population 82,847			
Candidate	Party	Status	Vote Percent
<b>T. Anderson</b>	<b>Rep</b>	<b>Incumbent</b>	<b>98.3</b>

<b>District 13</b>			
Population 412,992			
Candidate	Party	Status	Vote Percent
<b>A. Rich</b>	<b>Rep</b>	<b>Incumbent</b>	<b>96.5</b>

<b>District 14</b>			
Population 67,023			
Candidate	Party	Status	Vote Percent
<b>B. Adair Jr.</b>	<b>Rep</b>	<b>Incumbent</b>	<b>98.6</b>

<b>District 15</b>			
Population 229,363			
Candidate	Party	Status	Vote Percent
<b>D. Bailey</b>	<b>Dem</b>	<b>Incumbent</b>	<b>99.8</b>

<b>District 16</b>			
Population 104,430			
Candidate	Party	Status	Vote Percent
<b>J. Willoughby</b>	<b>Rep</b>	<b>Incumbent</b>	<b>98.4</b>

<b>District 17</b>			
Population 43,835			
<b>Primary Election</b>			
Candidate	Party	Status	Vote Percent
<b>G. Griggers</b>	<b>Dem</b>	<b>Incumbent</b>	<b>56.54</b>
B. Lankster	Dem	Challenger	43.45

<b>District 18</b>			
Population 195,085			
Candidate	Party	Status	Vote Percent
<b>J. Lee</b>	<b>Rep</b>	<b>Incumbent</b>	<b>98.6</b>

<b>District 19</b>			
Population 177,517			
<b>Primary Election</b>			
Candidate	Party	Status	Vote Percent
C. Biggs	Rep	Challenger	29.05
<b>R. Houston</b>	<b>Rep</b>	<b>Incumbent</b>	<b>70.95</b>

<b>District 20</b>			
Population 118,849			
<b>Primary Election</b>			
Candidate	Party	Status	Vote Percent
<b>P. Jones</b>	<b>Rep</b>	<b>Open Seat</b>	<b>56.37</b>
G. Maxwell	Rep	Open Seat	43.62
A. Medley	Rep	Open Seat	28.64

<b>District 21</b>			
Population 38,319			
Candidate	Party	Status	Vote Percent
<b>S. Billy</b>	<b>Dem</b>	<b>Incumbent</b>	<b>98.01</b>

<b>District 22</b>			
Population 37,765			
Candidate	Party	Status	Vote Percent
<b>W. Merell</b>	<b>Rep</b>	<b>Incumbent</b>	<b>98.82</b>

<b>District 23</b>			
Population 334,811			
Candidate	Party	Status	Vote Percent
<b>R. Broussard</b>	<b>Rep</b>	<b>Incumbent</b>	<b>96.66</b>

<b>District 24</b>			
Population 51,551			
Candidate	Party	Status	Vote Percent
<b>C. McCool</b>	<b>Rep</b>	<b>Incumbent</b>	<b>98.84</b>

<b>District 25</b>			
Population 55,260			
<b>General Election</b>			
Candidate	Party	Status	Vote Percent
J. Bostick	Dem	Incumbent	25.36
<b>S. Slatton</b>	<b>Rep</b>	<b>Challenger</b>	<b>74.58</b>

<b>District 26</b>			
Population 52,947			
<b>Primary Election</b>			
Candidate	Party	Status	Vote Percent
<b>K. Davis</b>	<b>Dem</b>	<b>Incumbent</b>	<b>56.53</b>
J. Graham	Dem	Challenger	43.46

<b>District 27</b>			
Population 93,019			
Candidate	Party	Status	Vote Percent
<b>S. Marshall</b>	<b>Rep</b>	<b>Incumbent</b>	<b>99.01</b>

<b>District 28</b>			
Population 182,265			
Candidate	Party	Status	Vote Percent
<b>R. Wilters</b>	<b>Rep</b>	<b>Incumbent</b>	<b>98.5</b>

<b>District 29</b>			
Population 82,291			
Candidate	Party	Status	Vote Percent
<b>S. Giddens</b>	<b>Rep</b>	<b>Incumbent</b>	<b>96.52</b>

<b>District 30</b>			
Population 83,593			
Candidate	Party	Status	Vote Percent
<b>R. Minor</b>	<b>Rep</b>	<b>Incumbent</b>	<b>98.79</b>

<b>District 31</b>			
Population 54,428			
Candidate	Party	Status	Vote Percent
<b>B. Graham Jr.</b>	<b>Dem</b>	<b>Incumbent</b>	<b>97.53</b>

<b>District 32</b>			
Population 80,406			
Candidate	Party	Status	Vote Percent
<b>C. Blaylock</b>	<b>Rep</b>	<b>Incumbent</b>	<b>99.2</b>

<b>District 33</b>			
Population 77,041			
Candidate	Party	Status	Vote Percent
<b>T. Adams</b>	<b>Rep</b>	<b>Incumbent</b>	<b>98.37</b>



<b>District 34</b> Population 31,704			
Candidate	Party	Status	Vote Percent
<b>J. Rushing III</b>	<b>Dem</b>	<b>Incumbent</b>	<b>97.8</b>

<b>District 35</b> Population 36,296			
Candidate	Party	Status	Vote Percent
<b>S. Wadlington</b>	<b>Dem</b>	<b>Incumbent</b>	<b>98.06</b>

<b>District 36</b> Population 34,339			
Candidate	Party	Status	Vote Percent
<b>E. Jett</b>	<b>Rep</b>	<b>Incumbent</b>	<b>98.81</b>

<b>District 37</b> Population 140,247			
<b>Primary Election</b>			
Candidate	Party	Status	Vote Percent
<b>B. Hughes</b>	<b>Rep</b>	<b>Challenger</b>	<b>57.78</b>
R. Treese III	Rep	Incumbent	42.21

<b>District 38</b> Population 53,227			
Candidate	Party	Status	Vote Percent
<b>J. Pierce</b>	<b>Rep</b>	<b>Open Seat</b>	<b>99.15</b>

<b>District 39</b> Population 82,782			
<b>General Election</b>			
Candidate	Party	Status	Vote Percent
<b>B. Jones</b>	<b>Rep</b>	<b>Incumbent</b>	<b>53.91</b>
K. Valls	Ind	Challenger	45.78

<b>District 40</b> Population 25,471			
<b>Primary Election</b>			
Candidate	Party	Status	Vote Percent
A. Newsome	Rep	Open Seat	24.34
J. Warren	Rep	Open Seat	21.18
<b>J. Willis</b>	<b>Rep</b>	<b>Open Seat</b>	<b>54.47</b>

<b>District 41</b> Population 57,322			
<b>Primary Election</b>			
Candidate	Party	Status	Vote Percent
<b>P. Casey</b>	<b>Rep</b>	<b>Incumbent</b>	<b>64.94</b>
S. McPherson	Rep	Challenger	35.05

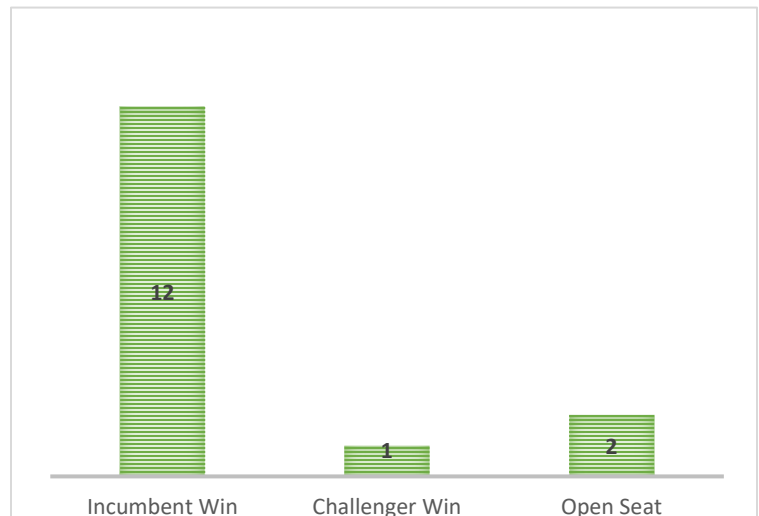
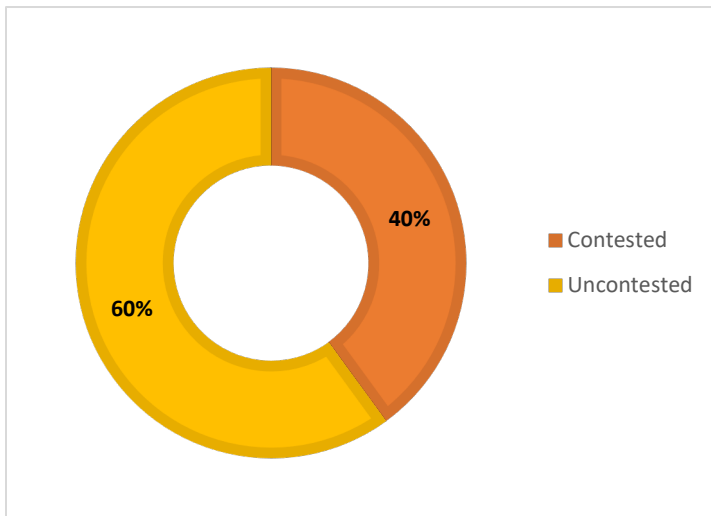
District	Counties	District	Counties
1	Clarke, Choctaw, Washington	21	Escambia
2	Butler, Crenshaw, Lowndes	22	Covington
3	Barbour, Bullock	23	Madison
4	Bibb, Dallas, Hale, Perry, Wilcox	24	Fayette, Lamar, Pickens
5	Chambers, Macon, Randolph, Tallapoosa	25	Marion, Winston
6	Tuscaloosa	26	Russell
7	Calhoun, Cleburne	27	Marshall
8	Morgan	28	Baldwin
9	Cherokee, DeKalb	29	Talladega
10	Jefferson – Birmingham Division	30	St. Clair
10B	Jefferson – Bessemer Division	31	Colbert
11	Lauderdale	32	Cullman
12	Coffee, Pike	33	Dale, Geneva
13	Mobile	34	Franklin
14	Walker	35	Conecuh, Monroe
15	Montgomery	36	Lawrence
16	Etowah	37	Lee
17	Greene, Marengo, Sumter	38	Jackson
18	Shelby	39	Limestone
19	Autauga, Chilton, Elmore	40	Clay, Coosa
20	Henry, Houston	41	Blount

# Alaska

Alaska does not hold elections for local prosecutors. The local prosecutors in Alaska are appointed by the state's Attorney General.

# Arizona

Arizona elects 15 county attorneys in partisan elections. The county attorneys serve four year terms, and they preside over a single county. The data in this reports comes from the 2016 election.



## District Overview

Apache			
Population 71,518			
Candidate	Party	Status	Vote Percent
<b>M. Whiting</b>	<b>Dem</b>	<b>Incumbent</b>	<b>98.4</b>

Cochise			
Population 125,770			
General Election			
Candidate	Party	Status	Vote Percent
T. Holz	Ind	Challenger	35.3
<b>B. McIntyre</b>	<b>Rep</b>	<b>Incumbent</b>	<b>64.7</b>

Coconino			
Population 140,908			
Primary Election			
Candidate	Party	Status	Vote Percent
G. Pearlmutter	Dem	Open Seat	48.9
<b>W. Ring</b>	<b>Dem</b>	<b>Open Seat</b>	<b>50.87</b>

Gila			
Population 53,597			
Candidate	Party	Status	Vote Percent
<b>B. Beauchamp</b>	<b>Rep</b>	<b>Incumbent</b>	<b>98.92</b>

<b>Graham</b> Population 37,220			
Candidate	Party	Status	Vote Percent
<b>K. Angle</b>	<b>Rep</b>	<b>Incumbent</b>	<b>98.22</b>

<b>Greenlee</b> Population 8,437			
Candidate	Party	Status	Vote Percent
<b>J. Ford</b>	<b>Ind</b>	<b>Open Seat</b>	<b>99.18</b>

<b>La Paz</b> Population 20,489			
<b>General Election</b>			
Candidate	Party	Status	Vote Percent
K. Field	Rep	Challenger	47.11
<b>T. Rogers</b>	<b>Dem</b>	<b>Incumbent</b>	<b>52.74</b>

<b>Maricopa</b> Population 3,817,117			
<b>General Election</b>			
Candidate	Party	Status	Vote Percent
<b>W. Montgomery</b>	<b>Rep</b>	<b>Incumbent</b>	<b>52.6</b>
D. Rodriguez	Dem	Challenger	47.21

<b>Mohave</b> Population 200,186			
Candidate	Party	Status	Vote Percent
<b>M. Smith</b>	<b>Rep</b>	<b>Incumbent</b>	<b>98.78</b>

<b>Navajo</b> Population 107,449			
Candidate	Party	Status	Vote Percent
<b>B. Carlyon</b>	<b>Dem</b>	<b>Incumbent</b>	<b>97.62</b>

<b>Pima</b> Population 980,263			
<b>Primary Election</b>			
Candidate	Party	Status	Vote Percent
J. Feinman	Dem	Challenger	40.65
<b>B. LaWall</b>	<b>Dem</b>	<b>Incumbent</b>	<b>53.67</b>
<b>General Election</b>			
C. Tuell	Other	Challenger	30.06
<b>B. LaWall</b>	<b>Dem</b>	<b>Incumbent</b>	<b>69.12</b>

<b>Pinal</b>			
Population 375,770			
<b>Primary Election</b>			
Candidate	Party	Status	Vote Percent
<b>K. Volkmer</b>	<b>Rep</b>	<b>Challenger</b>	<b>53.89</b>
L. Voyles	Rep	Incumbent	38.25

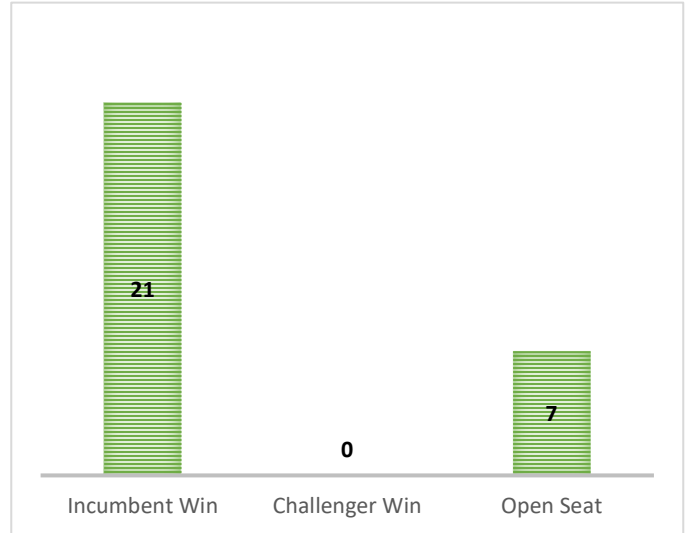
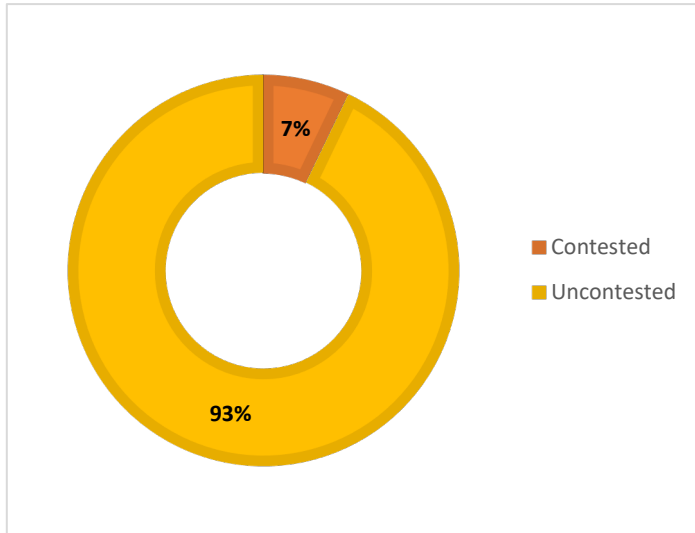
<b>Santa Cruz</b>			
Population 47,420			
Candidate	Party	Status	Vote Percent
<b>G. Silva</b>	<b>Dem</b>	<b>Incumbent</b>	<b>97.68</b>

<b>Yavapai</b>			
Population 211,033			
Candidate	Party	Status	Vote Percent
<b>S. Polk</b>	<b>Rep</b>	<b>Incumbent</b>	<b>98.52</b>

<b>Yuma</b>			
Population 195,751			
Candidate	Party	Status	Vote Percent
<b>J. Smith</b>	<b>Dem</b>	<b>Incumbent</b>	<b>98.38</b>

# Arkansas

Arkansas elects 28 prosecuting attorneys in nonpartisan elections. The prosecuting attorneys serve four year terms, and they preside over multi-county districts. Arkansas does not require unopposed candidates to appear on the ballot in either the primary or the general election. The data in this report comes from the 2014 election.



## District Overview

District 1			
Population 93,718			
Candidate	Party	Status	Vote Percent
<b>F. Long</b>	<b>NP</b>	<b>Incumbent</b>	<b>N/A</b>

District 2			
Population 276,581			
Candidate	Party	Status	Vote Percent
<b>S. Ellington</b>	<b>NP</b>	<b>Incumbent</b>	<b>N/A</b>

District 3			
Population 70,645			
Candidate	Party	Status	Vote Percent
<b>H. Boyce</b>	<b>NP</b>	<b>Incumbent</b>	<b>N/A</b>

District 4			
Population 218,782			
Candidate	Party	Status	Vote Percent
<b>M. Durrett</b>	<b>NP</b>	<b>Open Seat</b>	<b>N/A</b>

<b>District 5</b> Population 105,419			
Candidate	Party	Status	Vote Percent
<b>D. Gibbons</b>	<b>NP</b>	<b>Incumbent</b>	<b>N/A</b>

<b>District 6</b> Population 393,193			
Candidate	Party	Status	Vote Percent
<b>L. Jegley</b>	<b>NP</b>	<b>Incumbent</b>	<b>N/A</b>

<b>District 7</b> Population 50,776			
Candidate	Party	Status	Vote Percent
<b>T. Howell</b>	<b>NP</b>	<b>Open Seat</b>	<b>N/A</b>

<b>District 8 - North</b> Population 31,606			
Candidate	Party	Status	Vote Percent
<b>C. McQueen</b>	<b>NP</b>	<b>Incumbent</b>	<b>N/A</b>

<b>District 8 - South</b> Population 51,107			
Candidate	Party	Status	Vote Percent
<b>S. Black</b>	<b>NP</b>	<b>Open Seat</b>	<b>N/A</b>

<b>District 9 - East</b> Population 22,995			
Candidate	Party	Status	Vote Percent
<b>B. Batson</b>	<b>NP</b>	<b>Incumbent</b>	<b>N/A</b>

<b>District 9 - West</b> Population 55,309			
Candidate	Party	Status	Vote Percent
<b>B. Chesshir</b>	<b>NP</b>	<b>Incumbent</b>	<b>N/A</b>

<b>District 10</b> Population 76,678			
Candidate	Party	Status	Vote Percent
<b>T. Deen</b>	<b>NP</b>	<b>Incumbent</b>	<b>N/A</b>

<b>District 11 - East</b> Population 19,019			
Candidate	Party	Status	Vote Percent
<b>G. Dittrich</b>	<b>NP</b>	<b>Incumbent</b>	<b>N/A</b>

<b>District 11 - West</b> Population 91,569			
Candidate	Party	Status	Vote Percent
<b>K. Hunter</b>	<b>NP</b>	<b>Incumbent</b>	<b>N/A</b>



District 12 Population 125,744			
Candidate	Party	Status	Vote Percent
<b>D. Shue Jr.</b>	<b>NP</b>	<b>Incumbent</b>	<b>N/A</b>

District 13 Population 114,484			
Candidate	Party	Status	Vote Percent
<b>D. Butler</b>	<b>NP</b>	<b>Open Seat</b>	<b>N/A</b>

District 14 Population 103,399			
Candidate	Party	Status	Vote Percent
<b>D. Ethredge</b>	<b>NP</b>	<b>Open Seat</b>	<b>N/A</b>

District 15 Population 55,771			
Candidate	Party	Status	Vote Percent
<b>J. Tatum II</b>	<b>NP</b>	<b>Incumbent</b>	<b>N/A</b>

District 16 Population 100,952			
Candidate	Party	Status	Vote Percent
<b>D. McSpadden</b>	<b>NP</b>	<b>Incumbent</b>	<b>N/A</b>

District 17 Population 85,791			
Primary Election			
Candidate	Party	Status	Vote Percent
<b>B. McCoy</b>	<b>NP</b>	<b>Open Seat</b>	<b>57.4</b>
D. Parker	NP	Open Seat	42.6

District 18 – East Population 96,024			
Candidate	Party	Status	Vote Percent
<b>S. Oliver</b>	<b>NP</b>	<b>Incumbent</b>	<b>N/A</b>

District 18 – West Population 30,149			
Candidate	Party	Status	Vote Percent
<b>A. Riner</b>	<b>NP</b>	<b>Incumbent</b>	<b>N/A</b>

District 19 – East Population 27,446			
Candidate	Party	Status	Vote Percent
<b>R. Rogers II</b>	<b>NP</b>	<b>Incumbent</b>	<b>N/A</b>

District 19 – West Population 221,339			
Primary Election			
Candidate	Party	Status	Vote Percent
<b>N. Smith</b>	<b>NP</b>	<b>Open Seat</b>	<b>51.91</b>
K. Weber	NP	Open Seat	48.09

District 20 Population 138,727			
Candidate	Party	Status	Vote Percent
<b>C. Hiland</b>	<b>NP</b>	<b>Incumbent</b>	<b>N/A</b>

District 21 Population 61,948			
Candidate	Party	Status	Vote Percent
<b>M. McCune</b>	<b>NP</b>	<b>Incumbent</b>	<b>N/A</b>

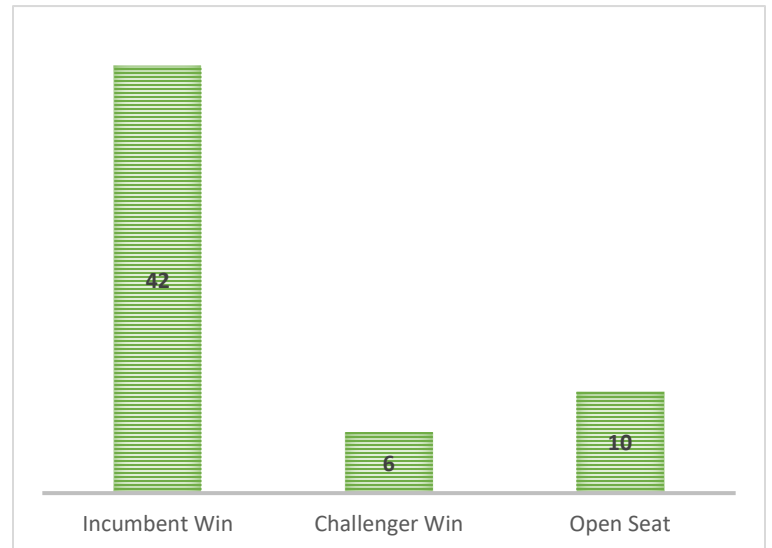
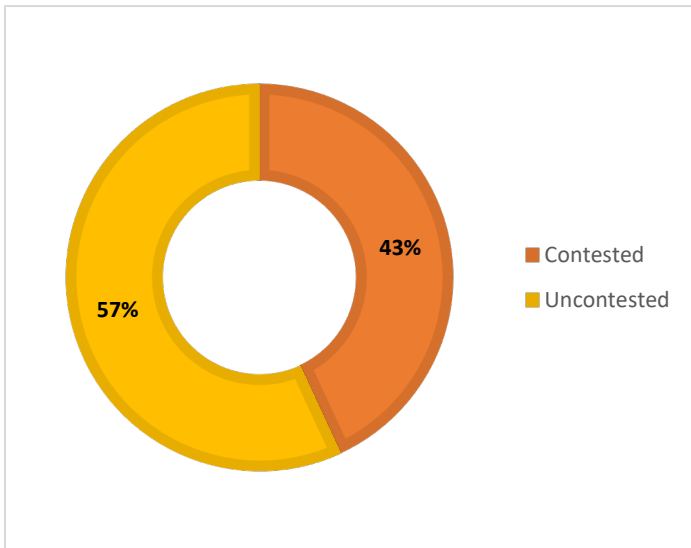
District 22 Population 107,118			
Candidate	Party	Status	Vote Percent
<b>K. Casady</b>	<b>NP</b>	<b>Incumbent</b>	<b>N/A</b>

District 23 Population 68,356			
Candidate	Party	Status	Vote Percent
<b>C. Graham</b>	<b>NP</b>	<b>Incumbent</b>	<b>N/A</b>

District	Counties	District	Counties
<b>1</b>	Cross, St. Francis, Lee, Phillips, Monroe, Woodruff	<b>12</b>	Sebastian
<b>2</b>	Crittenden, Mississippi, Poinsett, Craighead, Greene, Clay	<b>13</b>	Calhoun, Cleveland, Union, Columbia, Ouachita, Dallas
<b>3</b>	Jackson, Lawrence, Randolph, Sharp	<b>14</b>	Baxter, Marion, Boone, Newton
<b>4</b>	Madison, Washington	<b>15</b>	Logan, Scott, Yell
<b>5</b>	Franklin, Johnson, Pope	<b>16</b>	Fulton, Izard, Stone, Independence, Cleburne
<b>6</b>	Perry, Pulaski	<b>17</b>	Prairie, White
<b>7</b>	Grant, Hot Spring	<b>18 – East</b>	Garland
<b>8 – North</b>	Hempstead, Nevada	<b>18 - West</b>	Montgomery, Polk
<b>8 – South</b>	Miller, Lafayette	<b>19 - East</b>	Carroll
<b>9 – East</b>	Clark	<b>19 - West</b>	Benton
<b>9 -West</b>	Little River, Sevier, Pike, Howard	<b>20</b>	Searcy, Van Buren, Faulkner
<b>10</b>	Desha, Drew, Bradley, Ashley, Chicot	<b>21</b>	Crawford
<b>11 - East</b>	Arkansas	<b>22</b>	Saline
<b>11 - West</b>	Jefferson, Lincoln	<b>23</b>	Lonoke

# California

California elects 58 district attorneys in nonpartisan elections. If a candidate receives more than 50% of the vote at the June nonpartisan primary, then she is declared elected; if no candidate receives more than 50% of the primary vote, then a runoff election is held between the top two candidates during the November general election. The district attorneys serve four year terms, and they preside over a single county. The data in this report comes from elections held in 2014, 2015, and 2016.



## District Overview

Alameda			
Population 1,510,271			
Candidate	Party	Status	Vote Percent
N. O'Malley	NP	Incumbent	98.16

Alpine			
Population 1,175			
Candidate	Party	Status	Vote Percent
K. Dustman	NP	Open Seat	96.96

Amador			
Population 38,091			
Candidate	Party	Status	Vote Percent
T. Riebe	NP	Incumbent	97.6

<b>Butte</b> Population 220,000			
Candidate	Party	Status	Vote Percent
<b>M. Ramsey</b>	<b>NP</b>	<b>Incumbent</b>	<b>93.4</b>

<b>Calaveras</b> Population 45,578			
Candidate	Party	Status	Vote Percent
<b>B. Yook</b>	<b>NP</b>	<b>Incumbent</b>	<b>98.18</b>

<b>Colusa</b> Population 21,419			
Candidate	Party	Status	Vote Percent
<b>J. Poyner</b>	<b>NP</b>	<b>Incumbent</b>	<b>97.62</b>

<b>Contra Costa</b> Population 1,049,025			
Candidate	Party	Status	Vote Percent
<b>M. Peterson</b>	<b>NP</b>	<b>Incumbent</b>	<b>98.71</b>

<b>Del Norte</b> Population 28,610			
<b>Primary Election</b>			
Candidate	Party	Status	Vote Percent
<b>D. Trigg</b>	<b>NP</b>	<b>Open Seat</b>	<b>56.04</b>
R. Drossel	NP	Open Seat	43.25

<b>El Dorado</b> Population 181,058			
<b>Primary Election</b>			
Candidate	Party	Status	Vote Percent
J. Henry	NP	Challenger	27.55
<b>V. Pierson</b>	<b>NP</b>	<b>Incumbent</b>	<b>71.99</b>

<b>Fresno</b> Population 930,450			
<b>Primary Election</b>			
Candidate	Party	Status	Vote Percent
E. Egan	NP	Incumbent	40.42
<b>L. Smittcamp</b>	<b>NP</b>	<b>Challenger</b>	<b>59.17</b>

<b>Glenn</b> Population 28,122			
<b>Primary Election</b>			
Candidate	Party	Status	Vote Percent
R. Maloney	NP	Incumbent	39.42
<b>D. Stewart</b>	<b>NP</b>	<b>Challenger</b>	<b>60.58</b>

<b>Humboldt</b>			
Population 134,623			
<b>Primary Election</b>			
Candidate	Party	Status	Vote Percent
A. Dollison	NP	Open Seat	7.82
E. Firpo	NP	Open Seat	27.06
<b>M. Fleming</b>	<b>NP</b>	<b>Open Seat</b>	<b>59.96</b>
A. Klein	NP	Open Seat	5.07

<b>Imperial</b>			
Population 174,528			
Candidate	Party	Status	Vote Percent
<b>G. Otero</b>	<b>NP</b>	<b>Incumbent</b>	<b>100</b>

<b>Inyo</b>			
Population 18,546			
Candidate	Party	Status	Vote Percent
<b>T. Hardy</b>	<b>NP</b>	<b>Incumbent</b>	<b>100</b>

<b>Kern</b>			
Population 839,631			
Candidate	Party	Status	Vote Percent
<b>L. Green</b>	<b>NP</b>	<b>Incumbent</b>	<b>97.15</b>

<b>Kings</b>			
Population 152,982			
<b>Primary Election</b>			
Candidate	Party	Status	Vote Percent
<b>K. Fagundes</b>	<b>NP</b>	<b>Challenger</b>	<b>68.79</b>
G. Strickland	NP	Incumbent	31.21

<b>Lake</b>			
Population 64,665			
<b>Primary Election</b>			
Candidate	Party	Status	Vote Percent
<b>D. Anderson</b>	<b>NP</b>	<b>Incumbent</b>	<b>59.14</b>
A. Ross	NP	Challenger	40.89

<b>Lassen</b>			
Population 34,895			
<b>Primary Election</b>			
Candidate	Party	Status	Vote Percent
D. Evans	NP	Open Seat	42.1
<b>S. Montgomery</b>	<b>NP</b>	<b>Open Seat</b>	<b>57.67</b>

Los Angeles Population 9,818,605			
Candidate	Party	Status	Vote Percent
<b>J. Lacey</b>	<b>NP</b>	<b>Incumbent</b>	<b>100</b>

Madera Population 150,865			
Primary Election			
Candidate	Party	Status	Vote Percent
M. Ketiz	NP	Incumbent	35.6
<b>D. Linn</b>	<b>NP</b>	<b>Challenger</b>	<b>44</b>
M. Neal	NP	Challenger	20.1
General Election			
M. Ketiz	NP	Incumbent	41
<b>D. Linn</b>	<b>NP</b>	<b>Challenger</b>	<b>58.6</b>

Marin Population 252,409			
Candidate	Party	Status	Vote Percent
<b>E. Berberian</b>	<b>NP</b>	<b>Incumbent</b>	<b>98.78</b>

Mariposa Population 18,251			
Candidate	Party	Status	Vote Percent
<b>T. Cooke</b>	<b>NP</b>	<b>Incumbent</b>	<b>100</b>

Mendocino Population 87,841			
Candidate	Party	Status	Vote Percent
<b>C.D. Eyster</b>	<b>NP</b>	<b>Incumbent</b>	<b>96.1</b>

Merced Population 255,793			
Candidate	Party	Status	Vote Percent
<b>L. Morse Jr.</b>	<b>NP</b>	<b>Incumbent</b>	<b>97.69</b>

Modoc Population 9,686			
Candidate	Party	Status	Vote Percent
<b>J. Funk</b>	<b>NP</b>	<b>Incumbent</b>	<b>94.69</b>

Mono Population 14,202			
Candidate	Party	Status	Vote Percent
<b>K. Kendall</b>	<b>NP</b>	<b>Incumbent</b>	<b>100</b>

Monterey Population 415,057			
Candidate	Party	Status	Vote Percent
<b>D. Flippo</b>	<b>NP</b>	<b>Incumbent</b>	<b>100</b>

Napa Population 136,484			
Primary Election			
Candidate	Party	Status	Vote Percent
T. Kensok	NP	Challenger	28.78
<b>G. Lieberstein</b>	<b>NP</b>	<b>Incumbent</b>	<b>49.32</b>
D. Pharr	NP	Challenger	21.9
General Election			
T. Kensok	NP	Challenger	32.76
<b>G. Lieberstein</b>	<b>NP</b>	<b>Incumbent</b>	<b>67.24</b>

Nevada Population 98,764			
Primary Election			
Candidate	Party	Status	Vote Percent
D. Alkire	NP	Challenger	44.03
<b>C. Newell</b>	<b>NP</b>	<b>Incumbent</b>	<b>55.97</b>

Orange Population 3,010,232			
Primary Election			
Candidate	Party	Status	Vote Percent
G. Diamond	NP	Challenger	26.7
<b>T. Rackauckas</b>	<b>NP</b>	<b>Incumbent</b>	<b>73.3</b>

Placer Population 348,432			
Candidate	Party	Status	Vote Percent
<b>R.S. Owens</b>	<b>NP</b>	<b>Incumbent</b>	<b>99.04</b>

Plumas Population 20,007			
Candidate	Party	Status	Vote Percent
<b>D. Hollister</b>	<b>NP</b>	<b>Incumbent</b>	<b>98.65</b>

Riverside Population 2,189,641			
Primary Election			
Candidate	Party	Status	Vote Percent
<b>M. Hestrin</b>	<b>NP</b>	<b>Challenger</b>	<b>55.25</b>
P. Zellerbach	NP	Incumbent	44.75

<b>Sacramento</b>			
Population 4,418,788			
<b>Primary Election</b>			
Candidate	Party	Status	Vote Percent
M. Krell	NP	Open Seat	32
T. Leras	NP	Open Seat	9
<b>A. Schubert</b>	<b>NP</b>	<b>Open Seat</b>	<b>57</b>

<b>San Benito</b>			
Population 55,269			
Candidate	Party	Status	Vote Percent
<b>C. Hooper Mancino</b>	<b>NP</b>	<b>Incumbent</b>	<b>98.01</b>

<b>San Bernardino</b>			
Population 2,035,210			
<b>Primary Election</b>			
Candidate	Party	Status	Vote Percent
G. Merritt	NP	Challenger	38.43
<b>M. Ramos</b>	<b>NP</b>	<b>Incumbent</b>	<b>61.57</b>

<b>San Diego</b>			
Population 3,095,313			
<b>Primary Election</b>			
Candidate	Party	Status	Vote Percent
B. Brewer	NP	Challenger	34.58
<b>B. Dumanis</b>	<b>NP</b>	<b>Incumbent</b>	<b>54.77</b>
T. Wyatt	NP	Challenger	10.5

<b>San Francisco</b>			
Population 805,235			
Candidate	Party	Status	Vote Percent
<b>G. Gascon</b>	<b>NP</b>	<b>Incumbent</b>	<b>98.24</b>

<b>San Joaquin</b>			
Population 685,306			
<b>Primary Election</b>			
Candidate	Party	Status	Vote Percent
G. Hickey	NP	Open Seat	20.78
<b>T. Salazar</b>	<b>NP</b>	<b>Open Seat</b>	<b>78.91</b>

<b>San Luis Obispo</b>			
Population 269,637			
<b>Primary Election</b>			
Candidate	Party	Status	Vote Percent
T. Covello	NP	Open Seat	43.71
<b>D. Dow</b>	<b>NP</b>	<b>Open Seat</b>	<b>53.83</b>
P. Phillips	NP	Open Seat	2.17



San Mateo Population 718,451			
Candidate	Party	Status	Vote Percent
<b>S. Waggstaffe</b>	<b>NP</b>	<b>Incumbent</b>	<b>100</b>

Santa Barbara Population 423,895			
Candidate	Party	Status	Vote Percent
<b>J. Dudley</b>	<b>NP</b>	<b>Incumbent</b>	<b>97.03</b>

Santa Clara Population 1,781,642			
Candidate	Party	Status	Vote Percent
<b>J. Rosen</b>	<b>NP</b>	<b>Incumbent</b>	<b>100</b>

Santa Cruz Population 262,382			
Candidate	Party	Status	Vote Percent
<b>B. Lee</b>	<b>NP</b>	<b>Incumbent</b>	<b>97.93</b>

Shasta Population 177,223			
Candidate	Party	Status	Vote Percent
<b>S. Carlton</b>	<b>NP</b>	<b>Incumbent</b>	<b>97.67</b>

Sierra Population 3,240			
Candidate	Party	Status	Vote Percent
<b>L. Allen</b>	<b>NP</b>	<b>Incumbent</b>	<b>93.18</b>

Siskiyou Population 44,900			
Candidate	Party	Status	Vote Percent
<b>J.K. Andrus</b>	<b>NP</b>	<b>Incumbent</b>	<b>97.79</b>

Solano Population 413,344			
Primary Election			
Candidate	Party	Status	Vote Percent
<b>K. Abrams</b>	<b>NP</b>	<b>Challenger</b>	<b>51.35</b>
D. du Bain	NP	Incumbent	48.26

<b>Sonoma</b>			
Population 483,878			
<b>Primary Election</b>			
Candidate	Party	Status	Vote Percent
<b>J. Ravitch</b>	<b>NP</b>	<b>Incumbent</b>	<b>63.7</b>
V. Shanahan	NP	Challenger	35.9

<b>Stanislaus</b>			
Population 514,453			
<b>Primary Election</b>			
Candidate	Party	Status	Vote Percent
F. Carson	NP	Challenger	28.94
<b>B. Fladager</b>	<b>NP</b>	<b>Incumbent</b>	<b>70.06</b>

<b>Sutter</b>			
Population 94,737			
<b>Primary Election</b>			
Candidate	Party	Status	Vote Percent
<b>J. Dupre</b>	<b>NP</b>	<b>Open Seat</b>	<b>29.4</b>
<b>A. Hopper</b>	<b>NP</b>	<b>Open Seat</b>	<b>43.11</b>
J. McClung	NP	Open Seat	22.49
K. Singh	NP	Open Seat	5
<b>General Election</b>			
J. Dupre	NP	Open Seat	37.85
<b>A. Hopper</b>	<b>NP</b>	<b>Open Seat</b>	<b>61.8</b>

<b>Tehama</b>			
Population 63,463			
<b>Primary Election</b>			
Candidate	Party	Status	Vote Percent
<b>G. Cohen</b>	<b>NP</b>	<b>Incumbent</b>	<b>60.28</b>
L. Olsen	NP	Challenger	39.72

<b>Trinity</b>			
Population 13,786			
<b>Primary Election</b>			
Candidate	Party	Status	Vote Percent
A. Edwards	NP	Open Seat	40.16
<b>E. Heryford</b>	<b>NP</b>	<b>Open Seat</b>	<b>59.49</b>

<b>Tulare</b>			
Population 442,179			
<b>Primary Election</b>			
Candidate	Party	Status	Vote Percent
R. Kaelble	NP	Challenger	44.01
<b>T. Ward</b>	<b>NP</b>	<b>Incumbent</b>	<b>55.69</b>

<b>Tuolumne</b> Population 55,365			
Candidate	Party	Status	Vote Percent
<b>L. Krieg</b>	<b>NP</b>	<b>Open Seat</b>	<b>98.5</b>

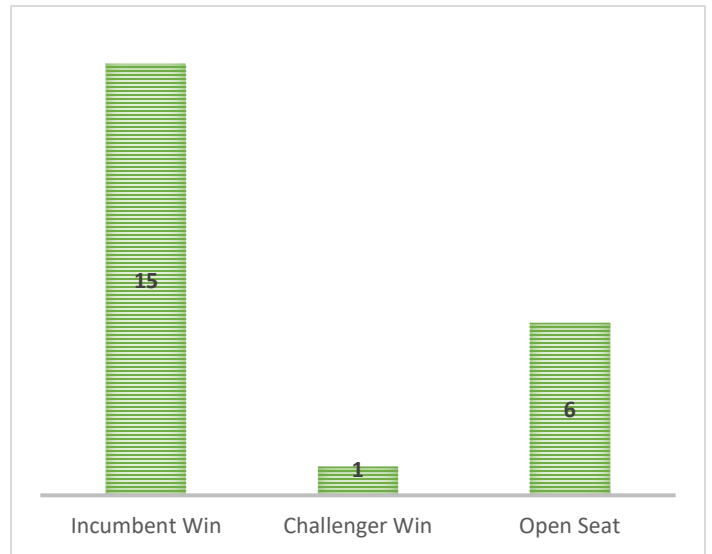
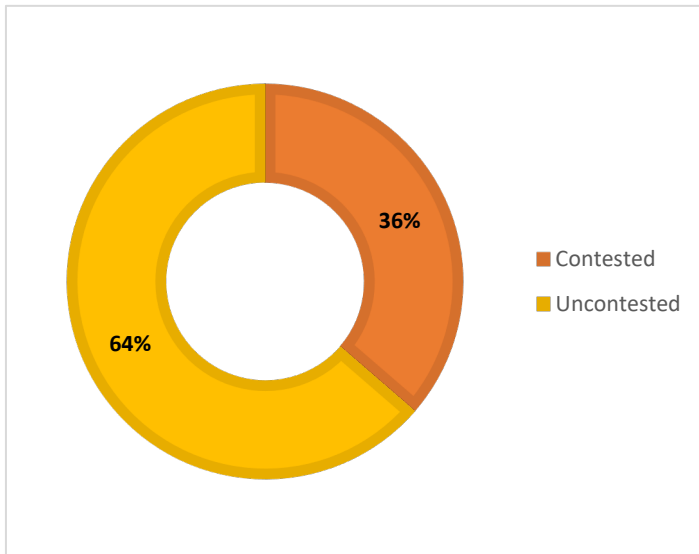
<b>Ventura</b> Population 823,318			
Candidate	Party	Status	Vote Percent
<b>G. Totten</b>	<b>NP</b>	<b>Incumbent</b>	<b>97.35</b>

<b>Yolo</b> Population 200,849			
Candidate	Party	Status	Vote Percent
<b>J. Reisig</b>	<b>NP</b>	<b>Incumbent</b>	<b>100</b>

<b>Yuba</b> Population 72,155			
Candidate	Party	Status	Vote Percent
<b>P. McGrath</b>	<b>NP</b>	<b>Incumbent</b>	<b>100</b>

# Colorado

Colorado elects 22 district attorneys in partisan elections. The district attorneys serve four year terms, and they preside over multi-county districts. District attorneys in Colorado are term-limited, but the number of terms that a district attorney can serve vary by district. The data in this report comes from the 2016 election.



## District Overview

District 1			
Population 539,984			
General Election			
Candidate	Party	Status	Vote Percent
J. Lilly	Dem	Challenger	46.71
<b>P. Weir</b>	<b>Rep</b>	<b>Incumbent</b>	<b>53.29</b>

District 2			
Population 600,158			
Primary Election			
Candidate	Party	Status	Vote Percent
K. Boyd	Dem	Open Seat	11.62
M. Carrigan	Dem	Open Seat	36.13
<b>B. McCann</b>	<b>Dem</b>	<b>Open Seat</b>	<b>52.25</b>
General Election			
<b>B. McCann</b>	<b>Dem</b>	<b>Open Seat</b>	73.05
H. Morgan	Ind	Open Seat	26.95

<b>District 3</b> Population 22,218			
Candidate	Party	Status	Vote Percent
<b>H. Solano</b>	<b>Dem</b>	<b>Open Seat</b>	<b>100</b>

<b>District 4</b> Population 645,613			
Candidate	Party	Status	Vote Percent
<b>D. May</b>	<b>Rep</b>	<b>Incumbent</b>	<b>100</b>

<b>District 5</b> Population 96,589			
<b>General Election</b>			
Candidate	Party	Status	Vote Percent
<b>B. Brown</b>	<b>Dem</b>	<b>Incumbent</b>	<b>42.99</b>
B. Carey	Rep	Challenger	40.58
S. Mehrnia	NP	Challenger	16.43

<b>District 6</b> Population 64,117			
<b>Primary Election</b>			
Candidate	Party	Status	Vote Percent
<b>C. Champagne</b>	<b>Dem</b>	<b>Open Seat</b>	<b>65.85</b>
B. Lammons	Dem	Open Seat	34.15

<b>District 7</b> Population 100,190			
Candidate	Party	Status	Vote Percent
<b>D. Hotsenpiller</b>	<b>Dem</b>	<b>Incumbent</b>	<b>100</b>

<b>District 8</b> Population 301,024			
Candidate	Party	Status	Vote Percent
<b>C. Riedel</b>	<b>Rep</b>	<b>Incumbent</b>	<b>100</b>

<b>District 9</b> Population 80,203			
<b>General Election</b>			
Candidate	Party	Status	Vote Percent
S. Caloia	Dem	Incumbent	35.41
<b>J. Cheney</b>	<b>Rep</b>	<b>Challenger</b>	<b>46.58</b>
C. McCrory, Jr.	Ind	Challenger	18.01

<b>District 10</b> Population 159,063			
Candidate	Party	Status	Vote Percent
<b>J. Chostner</b>	<b>Dem</b>	<b>Incumbent</b>	<b>100</b>

<b>District 11</b>			
Population 85,094			
Candidate	Party	Status	Vote Percent
<b>M. Chilson</b>	<b>Rep</b>	<b>Open Seat</b>	<b>100</b>

<b>District 12</b>			
Population 46,027			
Candidate	Party	Status	Vote Percent
<b>C. Newmyer-Olsen</b>	<b>Dem</b>	<b>Open Seat</b>	<b>100</b>

<b>District 13</b>			
Population 80,816			
<b>General Election</b>			
Candidate	Party	Status	Vote Percent
<b>B. Lewton</b>	<b>Rep</b>	<b>Incumbent</b>	<b>71.52</b>
P. Wiese	Dem	Challenger	28.48

<b>District 14</b>			
Population 52,147			
Candidate	Party	Status	Vote Percent
<b>B. Barkey</b>	<b>Rep</b>	<b>Incumbent</b>	<b>100</b>

<b>District 15</b>			
Population 19,573			
<b>General Election</b>			
Candidate	Party	Status	Vote Percent
R. Fouracre	Dem	Open Seat	22.69
<b>J. Vogel</b>	<b>Rep</b>	<b>Open Seat</b>	<b>77.31</b>

<b>District 16</b>			
Population 31,153			
Candidate	Party	Status	Vote Percent
<b>J. Bullock</b>	<b>Rep</b>	<b>Incumbent</b>	<b>100</b>

<b>District 17</b>			
Population 497,492			
<b>Primary Election</b>			
Candidate	Party	Status	Vote Percent
C. Alysse Datz	Dem	Challenger	48.39
<b>D. Young</b>	<b>Dem</b>	<b>Incumbent</b>	<b>51.61</b>
<b>General Election</b>			
M. Falk Jansen	Rep	Challenger	45.8
<b>D. Young</b>	<b>Dem</b>	<b>Incumbent</b>	<b>54.2</b>

<b>District 18</b>			
Population 886,021			
Candidate	Party	Status	Vote Percent
<b>G. Brauchler</b>	<b>Rep</b>	<b>Incumbent</b>	<b>100</b>

<b>District 19</b>			
Population 252,825			
Candidate	Party	Status	Vote Percent
<b>M. Rourke</b>	<b>Rep</b>	<b>Incumbent</b>	<b>100</b>

<b>District 20</b>			
Population 294,567			
Candidate	Party	Status	Vote Percent
<b>S. Garnett</b>	<b>Dem</b>	<b>Incumbent</b>	<b>100</b>

<b>District 21</b>			
Population 146,723			
Candidate	Party	Status	Vote Percent
<b>D. Rubinstein</b>	<b>Rep</b>	<b>Incumbent</b>	<b>100</b>

<b>District 22</b>			
Population 27,599			
Candidate	Party	Status	Vote Percent
<b>W. Furse</b>	<b>Rep</b>	<b>Incumbent</b>	<b>100</b>

<b>District</b>	<b>Counties</b>
<b>1</b>	Gilpin, Jefferson
<b>2</b>	Denver
<b>3</b>	Huerfano, Las Animas
<b>4</b>	El Paso, Teller
<b>5</b>	Clear Creek, Eagle, Lake, Summit
<b>6</b>	Archuleta, La Plata, San Juan
<b>7</b>	Delta, Gunnison, Hinsdale, Montrose, Ouray, San Miguel
<b>8</b>	Jackson, Larimer
<b>9</b>	Garfield, Pitkin, Rio Blanco
<b>10</b>	Pueblo
<b>11</b>	Chaffee, Custer, Fremont, Park
<b>12</b>	Alamosa, Conejos, Costilla, Mineral, Rio Grande, Saguache
<b>13</b>	Kit Carson, Logan, Morgan, Phillips, Sedgwick, Washington, Yuma
<b>14</b>	Grant, Moffat, Routt
<b>15</b>	Baca, Cheyenne, Kiowa, Prowers
<b>16</b>	Bent, Crowley, Otero
<b>17</b>	Adams, Broomfield
<b>18</b>	Arapahoe, Douglas, Elbert, Lincoln
<b>19</b>	Weld
<b>20</b>	Boulder
<b>21</b>	Mesa
<b>22</b>	Dolores, Montezuma

## Connecticut

Connecticut does not hold elections for local prosecutors. The local prosecutors in Connecticut are appointed by a state commission.

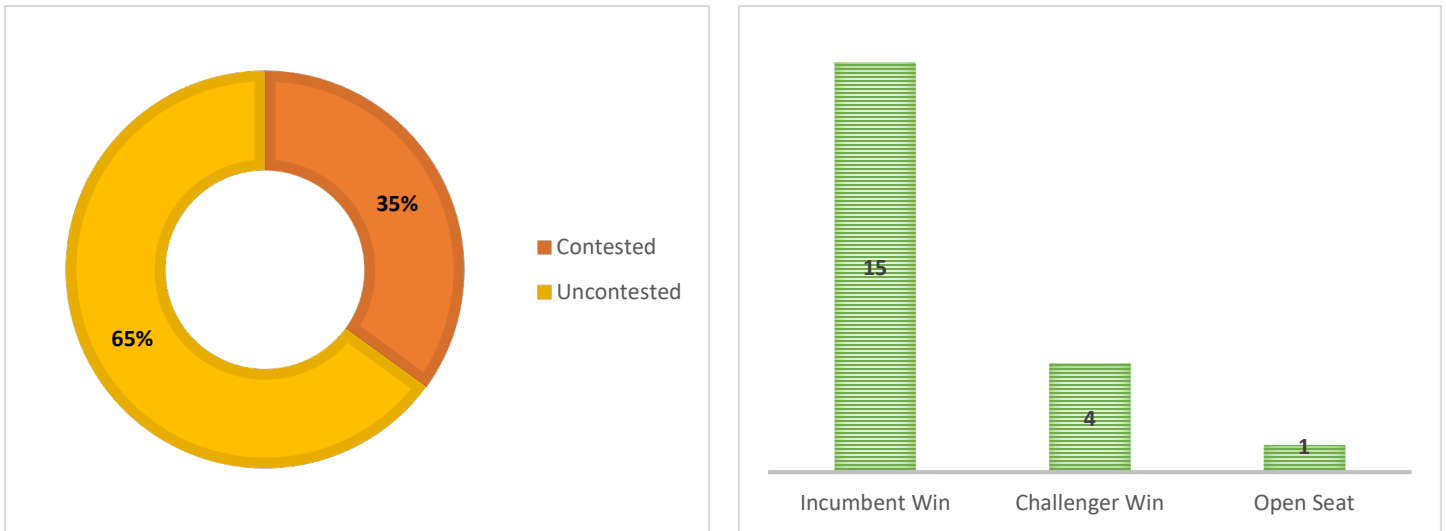


## Delaware

Delaware does not hold elections for local prosecutors. The local prosecutors in Delaware are appointed by the state's Attorney General.

# Florida

Florida elects 20 state attorneys in partisan elections. The district attorneys serve four year terms, and they preside over multi-county districts. Florida does not require unopposed candidates to appear on the ballot in either the primary or the general election. The data in this report comes from elections held in 2014 and 2016.



## District Overview

Circuit 1			
Population 684,856			
Candidate	Party	Status	Vote Percent
W. Eddins	Rep	Incumbent	N/A

Circuit 2			
Population 387,327			
Primary Election			
Candidate	Party	Status	Vote Percent
J. Campbell	Dem	Open Seat	51.5
S. Desmond	Dem	Open Seat	48.5
General Election			
J. Campbell	Dem	Open Seat	53.1
P. Williams	Rep	Open Seat	46.9

Circuit 3			
Population 190,967			
Candidate	Party	Status	Vote Percent
J. Siegmeister	Rep	Incumbent	N/A

<b>Circuit 4</b>			
Population 1,128,442			
<b>General Election</b>			
Candidate	Party	Status	Vote Percent
A. Corey	Rep	Incumbent	26.4
<b>M. Nelson</b>	<b>Rep</b>	<b>Challenger</b>	<b>64.1</b>
W. White	Rep	Challenger	9.5

<b>Circuit 5</b>			
Population 1,035,784			
Candidate	Party	Status	Vote Percent
<b>B. King</b>	<b>Rep</b>	<b>Incumbent</b>	<b>N/A</b>

<b>Circuit 6</b>			
Population 1,381,239			
Candidate	Party	Status	Vote Percent
<b>B. McCabe</b>	<b>Rep</b>	<b>Incumbent</b>	<b>N/A</b>

<b>Circuit 7</b>			
Population 854,692			
Candidate	Party	Status	Vote Percent
<b>R.J. Larizza</b>	<b>Rep</b>	<b>Incumbent</b>	<b>N/A</b>

<b>Circuit 8</b>			
Population 376,246			
Candidate	Party	Status	Vote Percent
<b>B. Cervone</b>	<b>Rep</b>	<b>Incumbent</b>	<b>N/A</b>

<b>Circuit 9</b>			
Population 1,414,641			
<b>Primary Election</b>			
Candidate	Party	Status	Vote Percent
J. Ashton	Dem	Incumbent	43.1
<b>A. Ayala</b>	<b>Dem</b>	<b>Challenger</b>	<b>56.9</b>

<b>Circuit 10</b>			
Population 728,612			
Candidate	Party	Status	Vote Percent
<b>B. Haas</b>	<b>Rep</b>	<b>Incumbent</b>	<b>N/A</b>

<b>Circuit 11</b>			
Population 2,496,435			
Candidate	Party	Status	Vote Percent
<b>K. Rundle</b>	<b>Dem</b>	<b>Incumbent</b>	<b>N/A</b>

<b>Circuit 12</b>			
Population 737,143			
Candidate	Party	Status	Vote Percent
<b>E. Brodsky</b>	<b>Rep</b>	<b>Incumbent</b>	<b>N/A</b>

<b>Circuit 13</b>			
Population 1,229,226			
<b>General Election</b>			
Candidate	Party	Status	Vote Percent
M. Ober	Rep	Incumbent	49.6
<b>A. Warren</b>	<b>Dem</b>	<b>Challenger</b>	<b>50.4</b>

<b>Circuit 14</b>			
Population 293,909			
<b>Primary Election</b>			
Candidate	Party	Status	Vote Percent
<b>G. Hess</b>	<b>Rep</b>	<b>Incumbent</b>	<b>58.1</b>
G. Wilson	Rep	Challenger	41.9

<b>Circuit 15</b>			
Population 1,320,134			
Candidate	Party	Status	Vote Percent
<b>D. Aronberg</b>	<b>Dem</b>	<b>Incumbent</b>	<b>N/A</b>

<b>Circuit 16</b>			
Population 73,090			
<b>General Election</b>			
Candidate	Party	Status	Vote Percent
S. Neiss	LPF	Challenger	3.2
C. Vogel	Dem	Incumbent	46.7
<b>D. Ward</b>	<b>Rep</b>	<b>Challenger</b>	<b>50</b>

<b>Circuit 17</b>			
Population 1,748,066			
<b>Primary Election</b>			
Candidate	Party	Status	Vote Percent
<b>M. Satz</b>	<b>Dem</b>	<b>Incumbent</b>	<b>51.6</b>
T. Williams	Dem	Challenger	48.4

<b>Circuit 18</b>			
Population 966,094			
Candidate	Party	Status	Vote Percent
<b>P. Archer</b>	<b>Rep</b>	<b>Incumbent</b>	<b>N/A</b>

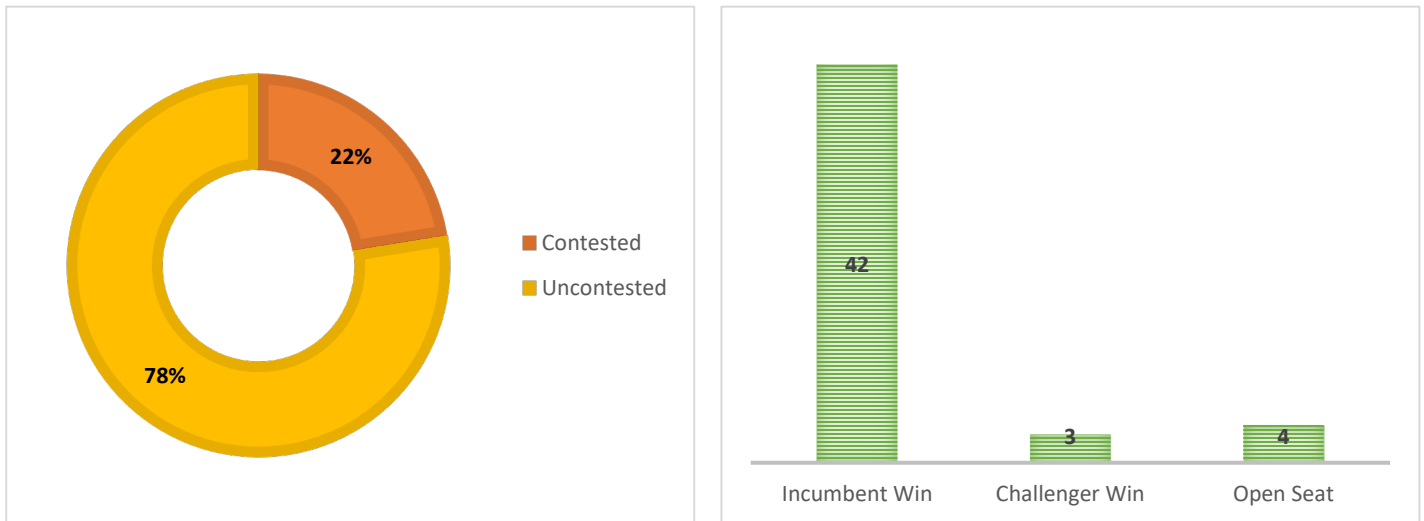
<b>Circuit 19</b>			
Population 602,131			
Candidate	Party	Status	Vote Percent
<b>B. Colton</b>	<b>Rep</b>	<b>Incumbent</b>	<b>N/A</b>

<b>Circuit 20</b>			
Population 1,152,276			
Candidate	Party	Status	Vote Percent
<b>S. Russell</b>	<b>Rep</b>	<b>Incumbent</b>	<b>N/A</b>

<b>Circuit</b>	<b>Counties</b>
<b>1</b>	Escambia, Okaloosa, Santa Rosa, Walton
<b>2</b>	Franklin, Gadsden, Jefferson, Leon, Liberty, Wakulla
<b>3</b>	Columbia, Dixie, Hamilton, Lafayette, Madison, Suwannee, Taylor
<b>4</b>	Clay, Duval, Nassau
<b>5</b>	Citrus, Hernando, Lake Marion, Sumter
<b>6</b>	Pasco, Pinellas
<b>7</b>	Flagler, Putnam, St. Johns, Volusia
<b>8</b>	Alachua, Baker, Bradford, Gilchrist, Levy, Union
<b>9</b>	Orange, Osceola
<b>10</b>	Hardee, Highlands, Polk
<b>11</b>	Miami, Dade
<b>12</b>	DeSoto, Manatee, Sarasota
<b>13</b>	Hillsborough
<b>14</b>	Bay, Calhoun, Gulf, Holmes, Jackson, Washington
<b>15</b>	Palm Beach
<b>16</b>	Monroe
<b>17</b>	Broward
<b>18</b>	Brevard, Seminole
<b>19</b>	Indian River, Martin, Okeechobee, St. Lucie
<b>20</b>	Charlotte, Collier, Glades, Hendry, Lee

# Georgia

Georgia elects 49 district attorneys in partisan elections. The district attorneys serve four year terms, and they preside over multi-county districts. The data in this report comes from elections held in 2014 and 2016.



## District Overview

Alapaha Population 61,749			
Candidate	Party	Status	Vote Percent
D. Perryman	Rep	Incumbent	100

Alcovy Population 183,726			
Candidate	Party	Status	Vote Percent
L. Zon	Rep	Incumbent	100

Appalachian Population 81,405			
Candidate	Party	Status	Vote Percent
B. Sosebee	Rep	Incumbent	100

Atlanta Population 920,581			
Candidate	Party	Status	Vote Percent
P. Howard	Dem	Incumbent	100

<b>Atlantic</b> Population 159,003			
Candidate	Party	Status	Vote Percent
<b>J. Durden</b>	<b>Dem</b>	<b>Incumbent</b>	<b>100</b>

<b>Augusta</b> Population 347,918			
Candidate	Party	Status	Vote Percent
<b>A. Wright</b>	<b>Rep</b>	<b>Incumbent</b>	<b>100</b>

<b>Bell-Forsyth</b> Population 175,511			
Candidate	Party	Status	Vote Percent
<b>P. Penn</b>	<b>Rep</b>	<b>Incumbent</b>	<b>100</b>

<b>Blue Ridge</b> Population 214,346			
Candidate	Party	Status	Vote Percent
<b>S. Wallace</b>	<b>Rep</b>	<b>Incumbent</b>	<b>100</b>

<b>Brunswick</b> Population 193,542			
Candidate	Party	Status	Vote Percent
<b>J. Johnson</b>	<b>Rep</b>	<b>Incumbent</b>	<b>100</b>

<b>Chattahoochee</b> Population 257,689			
Candidate	Party	Status	Vote Percent
<b>J. Slater</b>	<b>Dem</b>	<b>Incumbent</b>	<b>100</b>

<b>Cherokee</b> Population 155,343			
Candidate	Party	Status	Vote Percent
<b>R. Greene</b>	<b>Rep</b>	<b>Incumbent</b>	<b>100</b>

<b>Clayton</b> Population 259,424			
<b>Primary Election</b>			
Candidate	Party	Status	Vote Percent
<b>T. Graham-Lawson</b>	<b>Dem</b>	<b>Incumbent</b>	<b>59.06</b>
J. Green	Dem	Challenger	40.94

<b>Cobb</b> Population 688,078			
Candidate	Party	Status	Vote Percent
<b>V. Reynolds</b>	<b>Rep</b>	<b>Incumbent</b>	<b>100</b>

<b>Conasauga</b> Population 142,227			
--	--	--	--

Candidate	Party	Status	Vote Percent
<b>B. Poston</b>	<b>Rep</b>	<b>Incumbent</b>	<b>100</b>

<b>Cordele</b> Population 65,246			
Candidate	Party	Status	Vote Percent
<b>D. Fachini</b>	<b>Dem</b>	<b>Incumbent</b>	<b>100</b>

<b>Coweta</b> Population 338,714			
Candidate	Party	Status	Vote Percent
<b>P. Skandalakis</b>	<b>Rep</b>	<b>Incumbent</b>	<b>100</b>

<b>Dougherty</b> Population 94,565			
Candidate	Party	Status	Vote Percent
<b>G. Edwards</b>	<b>Dem</b>	<b>Incumbent</b>	<b>100</b>

<b>Douglas</b> Population 132,403			
<b>General Election</b>			
Candidate	Party	Status	Vote Percent
<b>B. Fortner</b>	<b>Rep</b>	<b>Open Seat</b>	<b>50.61</b>
E. Racine	Dem	Open Seat	49.39

<b>Dublin</b> Population 74,322			
Candidate	Party	Status	Vote Percent
<b>C. Fraser</b>	<b>Rep</b>	<b>Incumbent</b>	<b>100</b>

<b>Eastern</b> Population 265,128			
Candidate	Party	Status	Vote Percent
<b>M. Heap</b>	<b>Rep</b>	<b>Incumbent</b>	<b>100</b>

<b>Enotah</b> Population 88,937			
Candidate	Party	Status	Vote Percent
<b>W.J. Langley</b>	<b>Rep</b>	<b>Incumbent</b>	<b>100</b>



<b>Flint</b>			
Population 203,922			
<b>Primary Election</b>			
Candidate	Party	Status	Vote Percent
<b>M. McCord*</b>	<b>Rep</b>	<b>Open Seat</b>	<b>67.40</b>
S. Rivers	Rep	Open Seat	32.60
<b>D. Pattillo</b>	<b>Dem</b>	<b>Open Seat</b>	<b>63.45</b>
H. Veal	Dem	Open Seat	36.55
<b>General Election</b>			
<b>D. Pattillo</b>	<b>Dem</b>	<b>Open Seat</b>	<b>100</b>

<b>Griffin</b>			
Population 215,662			
<b>Primary Election</b>			
Candidate	Party	Status	Vote Percent
<b>B. Coker</b>	<b>Rep</b>	<b>Open Seat</b>	<b>46.78</b>
R. Hayes	Rep	Open Seat	27.97
C. Manning	Rep	Open Seat	25.25

<b>Gwinnett</b>			
Population 805,321			
Candidate	Party	Status	Vote Percent
<b>D. Porter</b>	<b>Rep</b>	<b>Incumbent</b>	<b>100</b>

<b>Houston</b>			
Population 139,900			
Candidate	Party	Status	Vote Percent
<b>G. Hartwig</b>	<b>Rep</b>	<b>Incumbent</b>	<b>100</b>

<b>Lookout Mountain</b>			
Population 175,346			
Candidate	Party	Status	Vote Percent
<b>H. Franklin</b>	<b>Rep</b>	<b>Incumbent</b>	<b>100</b>

<b>Macon</b>			
Population 195,872			
Candidate	Party	Status	Vote Percent
<b>D. Cooke</b>	<b>Dem</b>	<b>Incumbent</b>	<b>100</b>

<b>Middle</b>			
Population 98,936			
Candidate	Party	Status	Vote Percent
<b>H. Altman<sup>†</sup></b>	<b>Rep</b>	<b>Incumbent</b>	<b>100</b>

---

\* Matthew McCord won the Republican primary and dropped out of the race before the general election.

<sup>†</sup> Michael Dennard filed for the Democratic primary for Middle District Attorney but dropped out of the race before the primary, therefore Hayward Altman ran unopposed in the general election.

<b>Mountain</b>			
Population 85,492			
<b>Primary Election</b>			
Candidate	Party	Status	Vote Percent
<b>G. Christian</b>	<b>Rep</b>	<b>Incumbent</b>	<b>60.11</b>
R. Russell	Rep	Challenger	39.89

<b>Northeastern</b>			
Population 202,014			
Candidate	Party	Status	Vote Percent
<b>L. Darragh</b>	<b>Rep</b>	<b>Incumbent</b>	<b>100</b>

<b>Northern</b>			
Population 110,482			
<b>Primary Election</b>			
Candidate	Party	Status	Vote Percent
R. Campbell	Rep	Challenger	36.33
<b>P. White</b>	<b>Rep</b>	<b>Incumbent</b>	<b>63.67</b>

<b>Ocmulgee</b>			
Population 162,361			
Candidate	Party	Status	Vote Percent
<b>S. Bradley</b>	<b>Rep</b>	<b>Incumbent</b>	<b>100</b>

<b>Oconee</b>			
Population 79,913			
Candidate	Party	Status	Vote Percent
<b>T. Vaughn</b>	<b>Dem</b>	<b>Incumbent</b>	<b>100</b>

<b>Ogeechee</b>			
Population 145,400			
Candidate	Party	Status	Vote Percent
<b>R. Mallard</b>	<b>Rep</b>	<b>Incumbent</b>	<b>100</b>

<b>Pataula</b>			
Population 48,592			
Candidate	Party	Status	Vote Percent
<b>T. Earnest</b>	<b>Dem</b>	<b>Incumbent</b>	<b>100</b>

<b>Paulding</b>			
Population 142,324			
Candidate	Party	Status	Vote Percent
<b>D.R. Donovan</b>	<b>Rep</b>	<b>Incumbent</b>	<b>100</b>

<b>Piedmont</b>			
Population 148,247			
Candidate	Party	Status	Vote Percent
<b>B. Smith</b>	<b>Rep</b>	<b>Incumbent</b>	<b>100</b>

<b>Rockdale</b> Population 85,215			
Candidate	Party	Status	Vote Percent
<b>R. Read</b>	<b>Rep</b>	<b>Incumbent</b>	<b>100</b>

<b>Rome</b> Population 96,317			
<b>General Election</b>			
Candidate	Party	Status	Vote Percent
<b>L. Patterson</b>	<b>Rep</b>	<b>Incumbent</b>	<b>71.96</b>
W. Salter	Dem	Challenger	28.04

<b>South Georgia</b> Population 86,496			
Candidate	Party	Status	Vote Percent
<b>J. Mulholland</b>	<b>Dem</b>	<b>Incumbent</b>	<b>100</b>

<b>Southern</b> Population 219,728			
Candidate	Party	Status	Vote Percent
<b>B. Shealy</b>	<b>Rep</b>	<b>Open Seat</b>	<b>100</b>

<b>Southwestern</b> Population 89,724			
Candidate	Party	Status	Vote Percent
<b>P. Hardin</b>	<b>Rep</b>	<b>Incumbent</b>	<b>100</b>

<b>Stone Mountain</b> Population 691,893			
<b>Primary Election</b>			
Candidate	Party	Status	Vote Percent
<b>S. Boston</b>	<b>Dem</b>	<b>Challenger</b>	<b>62</b>
R. James	Dem	Incumbent	38

<b>Tallapoosa</b> Population 70,255			
Candidate	Party	Status	Vote Percent
<b>J. Browning</b>	<b>Rep</b>	<b>Incumbent</b>	<b>100</b>

<b>Tifton</b> Population 80,265			
Candidate	Party	Status	Vote Percent
<b>P. Bowden</b>	<b>Rep</b>	<b>Incumbent</b>	<b>100</b>

<b>Toombs</b>			
Population 51,097			
<b>General Election</b>			
Candidate	Party	Status	Vote Percent
D. Davis	Rep	Open Seat	47.53
<b>B. Doupe</b>	<b>Dem</b>	<b>Open Seat</b>	<b>52.47</b>

<b>Towaliga</b>			
Population 68,396			
<b>Primary Election</b>			
Candidate	Party	Status	Vote Percent
<b>J. Adams</b>	<b>Rep</b>	<b>Challenger</b>	<b>52.61</b>
R. Milam	Rep	Incumbent	47.39

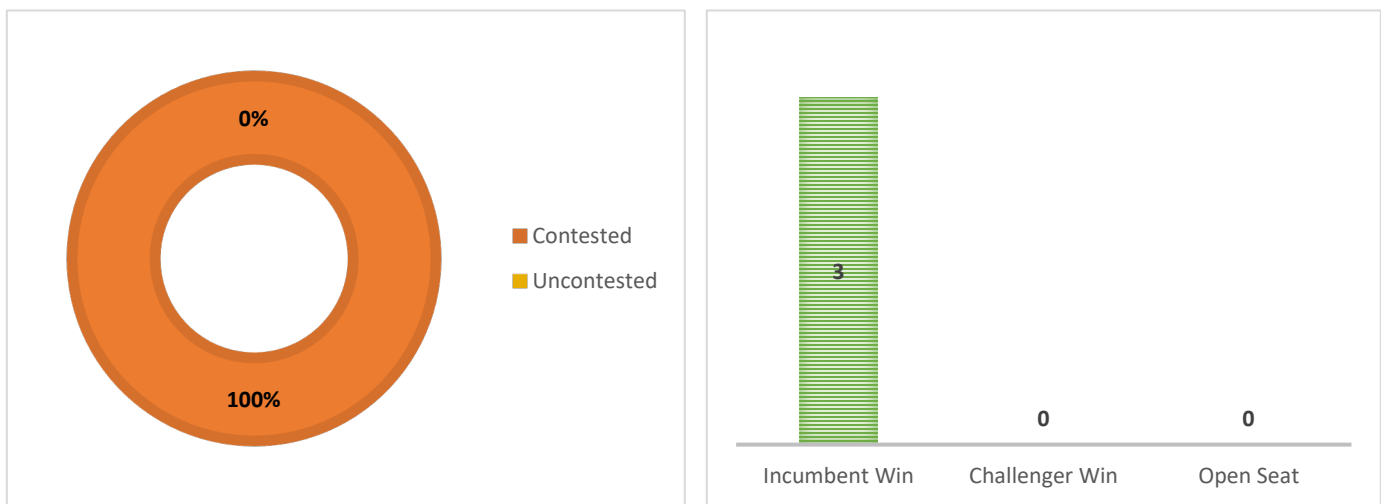
<b>Waycross</b>			
Population 139,104			
<b>Primary Election</b>			
Candidate	Party	Status	Vote Percent
<b>G. Barnhill</b>	<b>Rep</b>	<b>Challenger</b>	<b>55.52</b>
B. Collins	Rep	Incumbent	44.48

<b>Western</b>			
Population 149,522			
Candidate	Party	Status	Vote Percent
<b>K. Mauldin</b>	<b>Dem</b>	<b>Incumbent</b>	<b>100</b>

District	Counties	District	Counties
<b>Alapaha</b>	Atkinson, Berrien, Clinch, Cook, Lanier	<b>Lookout Mountain</b>	Catoosa, Chattooga, Dade, Walker
<b>Alcovy</b>	Newton, Walton	<b>Macon</b>	Bibb, Crawford, Peach
<b>Appalachian</b>	Fannin, Gilmer, Pickens	<b>Middle</b>	Candler, Emanuel, Jefferson, Toombs, Washington
<b>Atlanta</b>	Fulton	<b>Mountain</b>	Habersham, Rabun, Stephens
<b>Atlantic</b>	Bryan, Evans, Liberty, Long, McIntosh, Tattnall	<b>Northeastern</b>	Dawson, Hall
<b>Augusta</b>	Burke, Columbia, Richmond	<b>Northern</b>	Elbert, Franklin, Hart, Madison, Oglethorpe
<b>Bell-Forsyth</b>	Forsyth	<b>Ocmulgee</b>	Baldwin, Greene, Hancock, Jasper, Jones, Morgan, Putnam, Wilkinson
<b>Blue Ridge</b>	Cherokee	<b>Oconee</b>	Bleckley, Dodge, Montgomery, Pulaski, Telfair, Wheeler
<b>Brunswick</b>	Appling, Camden, Glynn, Jeff Davis, Wayne	<b>Ogeechee</b>	Bulloch, Effingham, Jenkins, Screven
<b>Chattahoochee</b>	Chattahoochee, Harris, Marion, Muscogee, Talbot, Taylor	<b>Pataula</b>	Clay, Early, Miller, Quitman, Randolph, Seminole, Terrell
<b>Cherokee</b>	Bartow, Gordon	<b>Paulding</b>	Paulding
<b>Clayton</b>	Clayton	<b>Piedmont</b>	Banks, Barrow, Jackson
<b>Cobb</b>	Cobb	<b>Rockdale</b>	Rockdale
<b>Conasauga</b>	Murray, Whitfield	<b>Rome</b>	Floyd
<b>Cordele</b>	Ben Hill, Crisp, Dooly, Wilcox	<b>South Georgia</b>	Baker, Calhoun, Decatur, Grady, Mitchell
<b>Coweta</b>	Carroll, Coweta, Heard, Meriwether, Troup	<b>Southern</b>	Brooks, Colquitt, Echols, Lowndes, Thomas
<b>Dougherty</b>	Dougherty	<b>Southwestern</b>	Lee, Macon, Schley, Stewart, Sumter, Webster
<b>Douglas</b>	Douglas	<b>Stone Mountain</b>	DeKalb
<b>Dublin</b>	Johnson, Lauren, Treutlen, Twiggs	<b>Tallapoosa</b>	Haralson, Polk
<b>Eastern</b>	Chatham	<b>Tifton</b>	Irwin, Tift, Turner, Worth
<b>Enotah</b>	Lumpkin, Towns, Union, White	<b>Toombs</b>	Glascock, Lincoln, McDuffie, Taliaferro, Warren, Wilkes
<b>Flint</b>	Henry	<b>Towaliga</b>	Butts, Lamar, Monroe
<b>Griffin</b>	Fayette, Pike, Spalding, Upson	<b>Waycross</b>	Bacon, Brantley, Charlton, Coffee, Pierce, Ware
<b>Gwinnett</b>	Gwinnett	<b>Western</b>	Clarke, Oconee
<b>Houston</b>	Houston		

# Hawaii

Hawaii leaves the decision whether to elect local district attorneys to the counties, as well as the decision whether to have partisan or nonpartisan elections. Of the state's four prosecuting attorneys, three are elected. In Maui County the Mayor appoints the prosecuting attorney, who is confirmed by the County Council. Kalawao County, which has a population of less than 100 people, does not have a local prosecutor. Elected prosecuting attorneys serve four year terms. Counties adopt their own rules about timing and uncontested elections. The data in this report comes from the 2016 election.



## District Overview

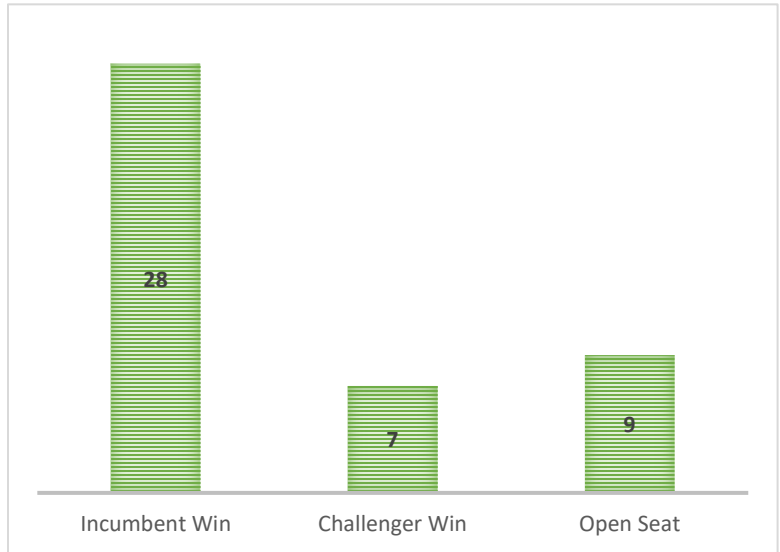
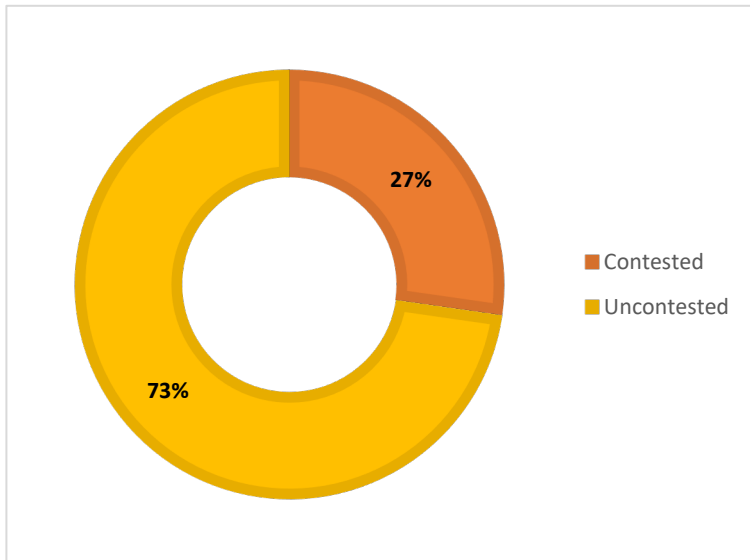
Hawaii			
Population 185,079			
Primary Election			
Candidate	Party	Status	Vote Percent
M. Kagami	NP	Challenger	27
<b>M. Roth</b>	<b>NP</b>	<b>Incumbent</b>	<b>59.5</b>

Honolulu			
Population 953,207			
General Election			
Candidate	Party	Status	Vote Percent
<b>K. Kaneshiro</b>	<b>NP</b>	<b>Incumbent</b>	<b>69</b>
A. Yaqoob	NP	Challenger	18

<b>Kauai</b>			
Population 67,091			
<b>General Election</b>			
Candidate	Party	Status	Vote Percent
L. Arin	NP	Challenger	41.5
<b>J. Kollar</b>	<b>NP</b>	<b>Incumbent</b>	<b>45.3</b>

# Idaho

Idaho elects 44 prosecuting attorneys in partisan elections. The prosecuting attorneys serve four year terms, and they preside over a single county. The data in this report comes from the 2016 election. In the 2016 election, two counties—Camas County and Clark County—did not have a single candidate run for prosecuting attorney.



## District Overview

Ada			
Population 392,365			
Candidate	Party	Status	Vote Percent
<b>J. Bennetts</b>	<b>Rep</b>	<b>Incumbent</b>	<b>100</b>

Adams			
Population 3,976			
Primary Election			
Candidate	Party	Status	Vote Percent
M. Faulks	Rep	Incumbent	38.6
<b>S. Smith</b>	<b>Rep</b>	<b>Challenger</b>	<b>61.4</b>

Bannock			
Population 82,839			
Candidate	Party	Status	Vote Percent
<b>S. Herzog</b>	<b>Dem</b>	<b>Incumbent</b>	<b>100</b>



<b>Bear Lake</b>			
Population 5,986			
<b>Primary Election</b>			
Candidate	Party	Status	Vote Percent
J. Hayes	Rep	Challenger	29.3
<b>J. Olson</b>	<b>Rep</b>	<b>Challenger</b>	<b>37.3</b>
S. Wuthrich	Rep	Incumbent	33.4

<b>Benewah</b>			
Population 9,285			
Candidate	Party	Status	Vote Percent
<b>B. Thie</b>	<b>Rep</b>	<b>Open Seat</b>	<b>100</b>

<b>Bingham</b>			
Population 45,607			
Candidate	Party	Status	Vote Percent
<b>C. Colson</b>	<b>Rep</b>	<b>Incumbent</b>	<b>100</b>

<b>Blaine</b>			
Population 21,376			
Candidate	Party	Status	Vote Percent
<b>J. Thomas</b>	<b>Dem</b>	<b>Incumbent</b>	<b>100</b>

<b>Boise</b>			
Population 7,028			
<b>Primary Election</b>			
Candidate	Party	Status	Vote Percent
J. Maloney	Rep	Incumbent	33.1
<b>R. Pittman</b>	<b>Rep</b>	<b>Challenger</b>	<b>60.2</b>
A. Tribble	Rep	Challenger	6.7

<b>Bonner</b>			
Population 40,877			
Candidate	Party	Status	Vote Percent
<b>L. Marshall</b>	<b>Rep</b>	<b>Incumbent</b>	<b>100</b>

<b>Bonneville</b>			
Population 104,234			
Candidate	Party	Status	Vote Percent
<b>D. Clark</b>	<b>Rep</b>	<b>Incumbent</b>	<b>100</b>

<b>Boundary</b>			
Population 10,972			
Candidate	Party	Status	Vote Percent
<b>J. Douglas</b>	<b>Rep</b>	<b>Incumbent</b>	<b>100</b>

<b>Butte</b> Population 2,891			
Candidate	Party	Status	Vote Percent
<b>S. Stephens</b>	<b>Rep</b>	<b>Incumbent</b>	<b>100</b>

<b>Camas*</b> Population 1,117			
Candidate	Party	Status	Vote Percent
N/A	N/A	N/A	N/A

<b>Canyon</b> Population 188,923			
Candidate	Party	Status	Vote Percent
<b>B. Taylor</b>	<b>Rep</b>	<b>Incumbent</b>	<b>100</b>

<b>Caribou</b> Population 6,963			
Candidate	Party	Status	Vote Percent
<b>S. Wood</b>	<b>Rep</b>	<b>Incumbent</b>	<b>100</b>

<b>Cassia</b> Population 22,952			
Candidate	Party	Status	Vote Percent
<b>D. Abenroth</b>	<b>Rep</b>	<b>Incumbent</b>	<b>100</b>

<b>Clark†</b> Population 982			
Candidate	Party	Status	Vote Percent
N/A	N/A	N/A	N/A

<b>Clearwater</b> Population 8,761			
Candidate	Party	Status	Vote Percent
<b>E. Tyler</b>	<b>Rep</b>	<b>Incumbent</b>	<b>100</b>

<b>Custer</b> Population 4,368			
Candidate	Party	Status	Vote Percent
<b>L. O'Brien</b>	<b>Rep</b>	<b>Open Seat</b>	<b>100</b>

---

\* No candidates ran for the position of Prosecuting Attorney in Camas County. As a result, a prosecutor was appointed to the position.

† No candidates ran for the position of Prosecuting Attorney in Clark County. As a result, a prosecutor was appointed to the position.

<b>Elmore</b>			
Population 27,038			
<b>Primary Election</b>			
Candidate	Party	Status	Vote Percent
M. Crawford	Dem	Challenger	42.4
<b>K. Schindele</b>	<b>Dem</b>	<b>Incumbent</b>	<b>57.6</b>
<b>General Election</b>			
<b>D. Page</b>	<b>Rep</b>	<b>Challenger</b>	<b>70.2</b>
K. Schindele	Dem	Incumbent	29.8

<b>Franklin</b>			
Population 12,786			
Candidate	Party	Status	Vote Percent
<b>V. Pearson</b>	<b>Rep</b>	<b>Incumbent</b>	<b>100</b>

<b>Fremont</b>			
Population 13,242			
<b>Primary Election</b>			
Candidate	Party	Status	Vote Percent
K. Lewies	Rep	Incumbent	45.1
<b>M. Murdoch</b>	<b>Rep</b>	<b>Challenger</b>	<b>54.9</b>

<b>Gem</b>			
Population 16,719			
Candidate	Party	Status	Vote Percent
<b>E. Thomson</b>	<b>Rep</b>	<b>Open Seat</b>	<b>100</b>

<b>Gooding</b>			
Population 15,464			
<b>Primary Election</b>			
Candidate	Party	Status	Vote Percent
B. Ash	Rep	Challenger	14.7
<b>M. Pember</b>	<b>Rep</b>	<b>Challenger</b>	<b>48.7</b>
L. Shull	Rep	Incumbent	36.7

<b>Idaho</b>			
Population 16,267			
Candidate	Party	Status	Vote Percent
<b>K. MacGregor</b>	<b>Rep</b>	<b>Incumbent</b>	<b>100</b>

<b>Jefferson</b>			
Population 26,140			
<b>Primary Election</b>			
Candidate	Party	Status	Vote Percent
D. Brown	Rep	Open Seat	30
<b>P. Butikofer</b>	<b>Rep</b>	<b>Open Seat</b>	<b>31.1</b>
S. Dalling	Rep	Open Seat	11.8
A. Graham	Rep	Open Seat	25.9
C. Schmidt	Rep	Open Seat	1.6

Jerome Population 22,374			
Candidate	Party	Status	Vote Percent
<b>M. Seib</b>	<b>Rep</b>	<b>Open Seat</b>	<b>100</b>

Kootenai Population 138,494			
Candidate	Party	Status	Vote Percent
<b>B. McHugh</b>	<b>Rep</b>	<b>Incumbent</b>	<b>100</b>

Latah Population 37,244			
Candidate	Party	Status	Vote Percent
<b>W. Thompson</b>	<b>Dem</b>	<b>Incumbent</b>	<b>100</b>

Lemhi Population 7,936			
Candidate	Party	Status	Vote Percent
<b>P. Withers</b>	<b>Rep</b>	<b>Incumbent</b>	<b>100</b>

Lewis Population 3,821			
Candidate	Party	Status	Vote Percent
<b>Z. Pall</b>	<b>Ind</b>	<b>Incumbent</b>	<b>100</b>

Lincoln Population 5,208			
Candidate	Party	Status	Vote Percent
<b>E. Paul</b>	<b>Rep</b>	<b>Incumbent</b>	<b>100</b>

Madison Population 37,536			
Candidate	Party	Status	Vote Percent
<b>S. Brown</b>	<b>Rep</b>	<b>Incumbent</b>	<b>100</b>

Minidoka Population 20,069			
Candidate	Party	Status	Vote Percent
<b>L. Stevenson</b>	<b>Rep</b>	<b>Incumbent</b>	<b>100</b>

Nez Perce Population 39,265			
Candidate	Party	Status	Vote Percent
<b>J. Coleman</b>	<b>Dem</b>	<b>Open Seat</b>	<b>100</b>

<b>Oneida</b>			
Population 4,286			
Candidate	Party	Status	Vote Percent
<b>C. Brower</b>	<b>Rep</b>	<b>Incumbent</b>	<b>100</b>

<b>Owyhee</b>			
Population 11,526			
<b>Primary Election</b>			
Candidate	Party	Status	Vote Percent
<b>D. Emery</b>	<b>Rep</b>	<b>Incumbent</b>	<b>53.4</b>
E. Yarbrough	Rep	Challenger	46.6

<b>Payette</b>			
Population 22,623			
Candidate	Party	Status	Vote Percent
<b>A. Kelso</b>	<b>Rep</b>	<b>Incumbent</b>	<b>100</b>

<b>Power</b>			
Population 7,817			
<b>Primary Election</b>			
Candidate	Party	Status	Vote Percent
A. Luca	Rep	Challenger	32.4
<b>R. Peterson</b>	<b>Rep</b>	<b>Incumbent</b>	<b>67.6</b>

<b>Shoshone</b>			
Population 12,765			
<b>General Election</b>			
Candidate	Party	Status	Vote Percent
J. McMillan	Rep	Challenger	42.7
<b>K. Oxendine Stutzke</b>	<b>Dem</b>	<b>Incumbent</b>	<b>57.3</b>

<b>Teton</b>			
Population 10,170			
<b>General Election</b>			
Candidate	Party	Status	Vote Percent
<b>B. Siddoway</b>	<b>Rep</b>	<b>Challenger</b>	<b>56.2</b>
K. Spitzer	Dem	Incumbent	43.8

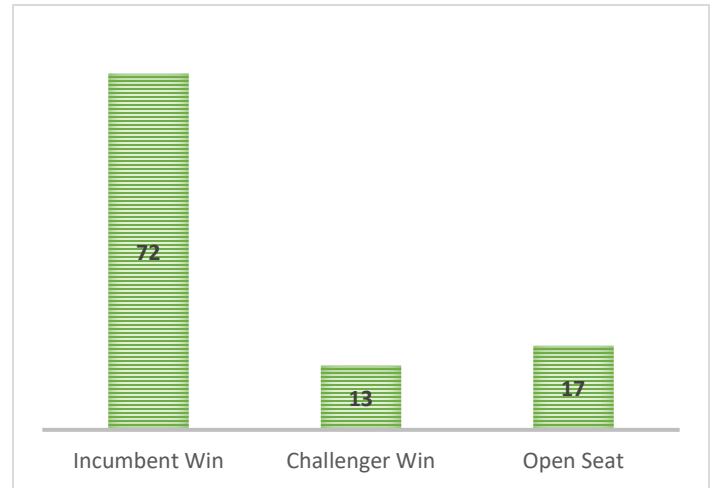
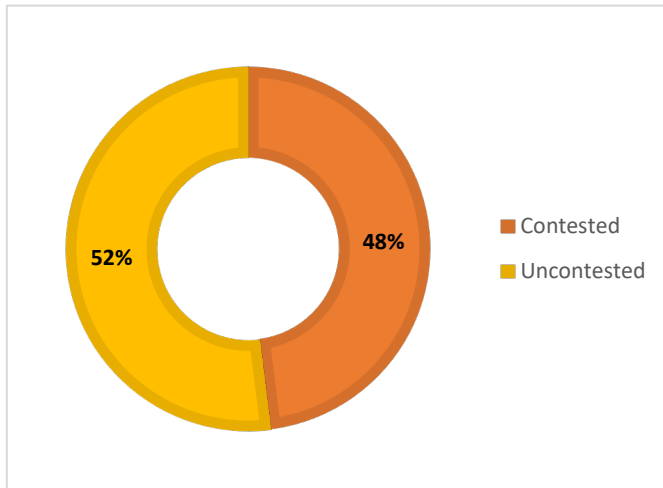
<b>Twin Falls</b>			
Population 77,230			
<b>Primary Election</b>			
Candidate	Party	Status	Vote Percent
M. Guerry	Rep	Challenger	30.4
<b>G. Loebs</b>	<b>Rep</b>	<b>Incumbent</b>	<b>69.9</b>

<b>Valley</b>			
Population 9,862			
Candidate	Party	Status	Vote Percent
<b>C. Brockmann</b>	<b>Rep</b>	<b>Open Seat</b>	<b>100</b>

<b>Washington</b>			
Population 10,198			
Candidate	Party	Status	Vote Percent
<b>D. Walker</b>	<b>Rep</b>	<b>Incumbent</b>	<b>100</b>

# Illinois

Illinois elects 102 state's attorneys in partisan elections. The state's attorneys serve four year terms, and they preside over a single county. Illinois does not require unopposed candidates to appear on the ballot in the primary election. The data in this report comes from the 2016 election.



## District Overview

Adams			
Population 67,103			
Primary Election			
Candidate	Party	Status	Vote Percent
J. Cifaldi	Rep	Open Seat	36.67
<b>G. Farha</b>	<b>Rep</b>	<b>Open Seat</b>	<b>63.33</b>

Alexander			
Population 8,238			
Primary Election			
Candidate	Party	Status	Vote Percent
<b>Z. Gowin</b>	<b>Dem</b>	<b>Incumbent</b>	<b>58.25</b>
J. McCain	Dem	Challenger	41.75

Bond			
Population 17,768			
Candidate	Party	Status	Vote Percent
<b>C. Bauer</b>	<b>Dem</b>	<b>Incumbent</b>	<b>100</b>

<b>Boone</b>			
Population 54,165			
<b>Primary Election</b>			
Candidate	Party	Status	Vote Percent
M. Courier	Rep	Incumbent	47.05
<b>T. Smith</b>	<b>Rep</b>	<b>Challenger</b>	<b>52.95</b>

<b>Brown</b>			
Population 6,937			
Candidate	Party	Status	Vote Percent
<b>M. Vincent</b>	<b>Rep</b>	<b>Incumbent</b>	<b>100</b>

<b>Bureau</b>			
Population 34,978			
Candidate	Party	Status	Vote Percent
<b>G. Caffarini</b>	<b>Dem</b>	<b>Incumbent</b>	<b>100</b>

<b>Calhoun</b>			
Population 5,089			
Candidate	Party	Status	Vote Percent
<b>R. Ringhausen</b>	<b>Dem</b>	<b>Incumbent</b>	<b>100</b>

<b>Carroll</b>			
Population 15,387			
Candidate	Party	Status	Vote Percent
<b>S. Brinkmeier</b>	<b>Rep</b>	<b>Incumbent</b>	<b>100</b>

<b>Cass</b>			
Population 13,642			
Candidate	Party	Status	Vote Percent
<b>M. Mays</b>	<b>Dem</b>	<b>Incumbent</b>	<b>100</b>

<b>Champaign</b>			
Population 201,081			
<b>General Election</b>			
Candidate	Party	Status	Vote Percent
<b>J. Rietz</b>	<b>Dem</b>	<b>Incumbent</b>	<b>57.38</b>
G. Vargas	Rep	Challenger	42.62

<b>Christian</b>			
Population 34,800			
<b>General Election</b>			
Candidate	Party	Status	Vote Percent
<b>M. Havera</b>	<b>Dem</b>	<b>Incumbent</b>	<b>58.73</b>
D. Riley	Rep	Challenger	41.27



<b>Clark</b> Population 16,335			
Candidate	Party	Status	Vote Percent
<b>K. Hutson</b>	<b>Rep</b>	<b>Open Seat</b>	<b>100</b>

<b>Clay</b> Population 13,815			
<b>General Election</b>			
Candidate	Party	Status	Vote Percent
<b>J. Powless</b>	<b>Rep</b>	<b>Open Seat</b>	<b>59.03</b>
M. Pearce	Dem	Open Seat	40.97

<b>Clinton</b> Population 37,762			
<b>General Election</b>			
Candidate	Party	Status	Vote Percent
<b>J. Hudspeth</b>	<b>Rep</b>	<b>Incumbent</b>	<b>60.25</b>
J. Pulver-Lewis	Dem	Challenger	36.28

<b>Coles</b> Population 53,873			
Candidate	Party	Status	Vote Percent
<b>B. Bower</b>	<b>Rep</b>	<b>Incumbent</b>	<b>100</b>

<b>Cook</b> Population 5,194,675			
<b>Primary Election</b>			
Candidate	Party	Status	Vote Percent
A. Alvarez	Dem	Incumbent	28.68
<b>K. Foxx</b>	<b>Dem</b>	<b>Challenger</b>	<b>58.31</b>
D. More	Dem	Challenger	13.01
<b>General Election</b>			
<b>K. Foxx</b>	<b>Dem</b>	<b>Challenger</b>	<b>72.06</b>
C. Pfannkuche	Rep	Challenger	27.94

<b>Crawford</b> Population 19,817			
Candidate	Party	Status	Vote Percent
<b>M. Hartrich</b>	<b>Rep</b>	<b>Incumbent</b>	<b>100</b>

<b>Cumberland</b>			
Population 11,048			
<b>Primary Election</b>			
Candidate	Party	Status	Vote Percent
J. Danley	Rep	Open Seat	27.47
<b>B. Robbins</b>	<b>Rep</b>	<b>Open Seat</b>	<b>45.4</b>
B. Schaefer	Rep	Open Seat	27.11
<b>General Election</b>			
T. Reardon	Dem	Open Seat	25.04
<b>B. Robbins</b>	<b>Rep</b>	<b>Open Seat</b>	<b>74.96</b>

<b>DeKalb</b>			
Population 1,051,160			
<b>Primary Election</b>			
Candidate	Party	Status	Vote Percent
<b>R. Amato</b>	<b>Rep</b>	<b>Challenger</b>	<b>24.85</b>
C. Rea	Rep	Challenger	14.26
C. Campbell	Rep	Challenger	17.7
<b>General Election</b>			
R. Schmack	Dem	Incumbent	41.11
<b>R. Amato</b>	<b>Rep</b>	<b>Challenger</b>	<b>58.89</b>

<b>DeWitt</b>			
Population 16,561			
Candidate	Party	Status	Vote Percent
<b>D. Markwell</b>	<b>Rep</b>	<b>Incumbent</b>	<b>100</b>

<b>Douglas</b>			
Population 19,980			
<b>General Election</b>			
Candidate	Party	Status	Vote Percent
B. Hitchings	Dem	Open Seat	32.61
<b>K. Watson</b>	<b>Rep</b>	<b>Open Seat</b>	<b>67.39</b>

<b>DuPage</b>			
Population 916,924			
Candidate	Party	Status	Vote Percent
<b>R. Berlin</b>	<b>Rep</b>	<b>Incumbent</b>	<b>100</b>

<b>Edgar</b>			
Population 18,576			
Candidate	Party	Status	Vote Percent
<b>M. Isaf</b>	<b>Rep</b>	<b>Incumbent</b>	<b>100</b>

<b>Edwards</b>			
Population 6,721			
Candidate	Party	Status	Vote Percent
<b>E. St. Ledger</b>	<b>Rep</b>	<b>Open Seat</b>	<b>100</b>

<b>Effingham</b> Population 34,242			
<b>General Election</b>			
Candidate	Party	Status	Vote Percent
<b>B. Kibler</b>	<b>Rep</b>	<b>Incumbent</b>	<b>73.09</b>
L. Thompson	Dem	Challenger	26.91

<b>Fayette</b> Population 22,140			
<b>General Election</b>			
Candidate	Party	Status	Vote Percent
S. Friedel	Dem	Challenger	47.39
<b>J. Morrison</b>	<b>Rep</b>	<b>Incumbent</b>	<b>52.61</b>

<b>Ford</b> Population 14,081			
<b>Primary Election</b>			
Candidate	Party	Status	Vote Percent
L. Cagle	Rep	Open Seat	25.25
<b>A. Killian</b>	<b>Rep</b>	<b>Open Seat</b>	<b>74.75</b>

<b>Franklin</b> Population 39,561			
<b>Primary Election</b>			
Candidate	Party	Status	Vote Percent
J. Drew	Dem	Challenger	38.84
<b>E. Owens</b>	<b>Dem</b>	<b>Incumbent</b>	<b>61.16</b>

<b>Fulton</b> Population 37,069			
Candidate	Party	Status	Vote Percent
<b>J. Clark</b>	<b>Dem</b>	<b>Incumbent</b>	<b>100</b>

<b>Gallatin</b> Population 5,589			
<b>Primary Election</b>			
Candidate	Party	Status	Vote Percent
<b>D. Dyhrkopp</b>	<b>Dem</b>	<b>Challenger</b>	<b>60.7</b>
A. Roe	Dem	Incumbent	39.3

<b>Greene</b> Population 13,886			
Candidate	Party	Status	Vote Percent
<b>C. Briscoe</b>	<b>Rep</b>	<b>Incumbent</b>	<b>100</b>

<b>Grundy</b> Population 50,063			
<b>Primary Election</b>			
Candidate	Party	Status	Vote Percent
<b>B. Shupe</b>	<b>Dem</b>	<b>Challenger</b>	<b>55.3</b>
E. Johnson	Dem	Challenger	44.7
<b>General Election</b>			
<b>J. Helland</b>	<b>Rep</b>	<b>Incumbent</b>	<b>56.91</b>
B. Shupe	Dem	Challenger	43.09

<b>Hamilton</b> Population 8,457			
Candidate	Party	Status	Vote Percent
<b>J. Hood</b>	<b>Dem</b>	<b>Incumbent</b>	<b>100</b>

<b>Hancock</b> Population 19,104			
Candidate	Party	Status	Vote Percent
<b>J. Pohren</b>	<b>Rep</b>	<b>Incumbent</b>	<b>100</b>

<b>Hardin</b> Population 4,320			
<b>General Election</b>			
Candidate	Party	Status	Vote Percent
<b>D. Cockrum</b>	<b>Dem</b>	<b>Challenger</b>	<b>54.85</b>
T. Wallace	Rep	Incumbent	45.15

<b>Henderson</b> Population 7,331			
Candidate	Party	Status	Vote Percent
<b>S. McClintock</b>	<b>Rep</b>	<b>Incumbent</b>	<b>100</b>

<b>Henry</b> Population 50,486			
<b>Primary Election</b>			
Candidate	Party	Status	Vote Percent
B. Kerr	Rep	Incumbent	40.31
<b>M. Schutte</b>	<b>Rep</b>	<b>Challenger</b>	<b>59.69</b>

<b>Iroquois</b> Population 29,178			
Candidate	Party	Status	Vote Percent
<b>J. Devine</b>	<b>Rep</b>	<b>Incumbent</b>	<b>100</b>

<b>Jackson</b> Population 60,218			
Candidate	Party	Status	Vote Percent
<b>M. Carr</b>	<b>Dem</b>	<b>Incumbent</b>	<b>100</b>

<b>Jasper</b> Population 9,698			
<b>General Election</b>			
Candidate	Party	Status	Vote Percent
<b>C. Miller</b>	<b>Rep</b>	<b>Incumbent</b>	<b>72.67</b>
D. Hartigan	Dem	Challenger	23.33

<b>Jefferson*</b> Population 38,827			
Candidate	Party	Status	Vote Percent
<b>S. Featherstun</b>	<b>Dem</b>	<b>Challenger</b>	<b>100</b>

<b>Jersey</b> Population 22,985			
Candidate	Party	Status	Vote Percent
<b>M. Goetten</b>	<b>Dem</b>	<b>Incumbent</b>	<b>100</b>

<b>Jo Daviess</b> Population 22,678			
<b>General Election</b>			
Candidate	Party	Status	Vote Percent
<b>J. Hay</b>	<b>Rep</b>	<b>Incumbent</b>	<b>67.37</b>
R. Leinen	Dem	Challenger	32.63

<b>Johnson</b> Population 12,582			
<b>General Election</b>			
Candidate	Party	Status	Vote Percent
<b>T. Cain</b>	<b>Rep</b>	<b>Incumbent</b>	<b>60.26</b>
A. Wilson	Dem	Challenger	39.74

<b>Kane</b> Population 515,269			
Candidate	Party	Status	Vote Percent
<b>J. McMahon</b>	<b>Rep</b>	<b>Incumbent</b>	<b>100</b>

---

\* Incumbent Doug Hoffman ran unopposed in the Republican primary and dropped out of the race before the general, leaving Sean Featherstun the only candidate on the general ballot.

<b>Kankakee</b>			
Population 113,449			
<b>Primary Election</b>			
Candidate	Party	Status	Vote Percent
<b>E. Glazar</b>	<b>Rep</b>	<b>Open Seat</b>	<b>54.05</b>
E. Capriotti	Rep	Open Seat	45.94
<b>General Election</b>			
<b>J. Rowe</b>	<b>Dem</b>	<b>Open Seat</b>	<b>53.34</b>
E. Glazar	Rep	Open Seat	46.66

<b>Kendall</b>			
Population 114,736			
Candidate	Party	Status	Vote Percent
<b>E. Weis</b>	<b>Rep</b>	<b>Incumbent</b>	<b>100</b>

<b>Knox</b>			
Population 52,919			
<b>Primary Election</b>			
Candidate	Party	Status	Vote Percent
J. Karlin	Dem	Challenger	49.57
<b>J. Pepmeyer</b>	<b>Dem</b>	<b>Incumbent</b>	<b>50.43</b>

<b>Lake</b>			
Population 703,462			
<b>Primary Election</b>			
Candidate	Party	Status	Vote Percent
<b>M. Stanton</b>	<b>Dem</b>	<b>Challenger</b>	<b>52.25</b>
M. Perillo	Dem	Challenger	47.74
<b>General Election</b>			
M. Stanton	Dem	Challenger	47.52
<b>M. Nerheim</b>	<b>Rep</b>	<b>Incumbent</b>	<b>52.48</b>

<b>LaSalle</b>			
Population 113,924			
<b>Primary Election</b>			
Candidate	Party	Status	Vote Percent
<b>K. Donnelly</b>	<b>Rep</b>	<b>Challenger</b>	<b>70.91</b>
B. Roliardi	Rep	Challenger	29.08
<b>General Election</b>			
<b>K. Donnelly</b>	<b>Rep</b>	<b>Challenger</b>	<b>54.36</b>
B. Towne	Dem	Incumbent	45.64

<b>Lawrence</b>			
Population 16,833			
<b>Primary Election</b>			
Candidate	Party	Status	Vote Percent
C. Quick	Rep	Incumbent	34.35
<b>M. Strange</b>	<b>Rep</b>	<b>Challenger</b>	<b>65.65</b>

<b>Lee</b>			
Population 36,031			
<b>Primary Election</b>			
Candidate	Party	Status	Vote Percent
<b>M. Klahn</b>	<b>Rep</b>	<b>Open Seat</b>	<b>60.48</b>
W. Brozovich	Rep	Open Seat	15.44
M. Downey	Rep	Open Seat	24.09

<b>Livingston</b>			
Population 38,950			
<b>Primary Election</b>			
Candidate	Party	Status	Vote Percent
S. Uphoff	Rep	Incumbent	39.45
<b>R. Yedinak</b>	<b>Rep</b>	<b>Challenger</b>	<b>60.55</b>

<b>Logan</b>			
Population 30,305			
Candidate	Party	Status	Vote Percent
<b>J. Wright</b>	<b>Rep</b>	<b>Incumbent</b>	<b>100</b>

<b>Macon</b>			
Population 110,768			
<b>General Election</b>			
Candidate	Party	Status	Vote Percent
D. Hassinger	Rep	Challenger	48.89
<b>J. Scott</b>	<b>Dem</b>	<b>Incumbent</b>	<b>51.11</b>

<b>Macoupin</b>			
Population 47,765			
Candidate	Party	Status	Vote Percent
<b>J. Watson</b>	<b>Dem</b>	<b>Incumbent</b>	<b>100</b>

<b>Madison</b>			
Population 269,282			
<b>General Election</b>			
Candidate	Party	Status	Vote Percent
<b>T. Gibbons</b>	<b>Dem</b>	<b>Incumbent</b>	<b>53.61</b>
R. Williams	Rep	Challenger	46.39

<b>Marion</b>			
Population 39,437			
<b>Primary Election</b>			
Candidate	Party	Status	Vote Percent
T. Hudspeth	Rep	Open Seat	49.59
<b>B. Milner</b>	<b>Rep</b>	<b>Open Seat</b>	<b>50.41</b>
<b>General Election</b>			
S. Corum	Dem	Open Seat	42.31
<b>B. Milner</b>	<b>Rep</b>	<b>Open Seat</b>	<b>57.69</b>

Marshall Population 12,640			
Candidate	Party	Status	Vote Percent
<b>P. Bauer</b>	<b>Rep</b>	<b>Incumbent</b>	<b>100</b>

Mason Population 14,666			
Candidate	Party	Status	Vote Percent
<b>R. Thomson</b>	<b>Dem</b>	<b>Incumbent</b>	<b>100</b>

Massac Population 15,429			
Candidate	Party	Status	Vote Percent
<b>P. Windhorst</b>	<b>Rep</b>	<b>Incumbent</b>	<b>100</b>

McDonough Population 32,612			
Candidate	Party	Status	Vote Percent
<b>M. Kwacala</b>	<b>Rep</b>	<b>Open Seat</b>	<b>100</b>

McHenry Population 308,760			
Primary Election			
Candidate	Party	Status	Vote Percent
<b>P. Kenneally</b>	<b>Rep</b>	<b>Open Seat</b>	<b>65.87</b>
D. Regna	Rep	Open Seat	34.13
General Election			
<b>P. Kenneally</b>	<b>Rep</b>	<b>Open Seat</b>	<b>63.31</b>
R. Flavin	Dem	Open Seat	36.69

McLean Population 169,572			
Candidate	Party	Status	Vote Percent
<b>J. Chambers</b>	<b>Rep</b>	<b>Incumbent</b>	<b>100</b>

Menard Population 12,705			
Candidate	Party	Status	Vote Percent
<b>K. Tippey</b>	<b>Rep</b>	<b>Incumbent</b>	<b>100</b>

Mercer Population 16,434			
Primary Election			
Candidate	Party	Status	Vote Percent
<b>M. Lee</b>	<b>Dem</b>	<b>Challenger</b>	<b>69.45</b>
M. Wassell	Dem	Incumbent	30.55



<b>Monroe</b>			
Population 32,957			
<b>Primary Election</b>			
Candidate	Party	Status	Vote Percent
<b>H. Dabler</b>	<b>Dem</b>	<b>Open Seat</b>	<b>53.69</b>
D. Field	Dem	Open Seat	46.31
<b>C. Hitzemann</b>	<b>Rep</b>	<b>Open Seat</b>	<b>51.89</b>
M. Hanna	Rep	Open Seat	48.11
<b>General Election</b>			
<b>C. Hitzemann</b>	<b>Rep</b>	<b>Open Seat</b>	<b>68.06</b>
H. Dabler	Dem	Open Seat	31.94

<b>Montgomery</b>			
Population 30,104			
<b>General Election</b>			
Candidate	Party	Status	Vote Percent
E. Hyam	Rep	Challenger	49.47
<b>C. Matoush</b>	<b>Dem</b>	<b>Incumbent</b>	<b>50.53</b>

<b>Morgan</b>			
Population 35,547			
<b>General Election</b>			
Candidate	Party	Status	Vote Percent
<b>G. Holl</b>	<b>Rep</b>	<b>Incumbent</b>	<b>59.2</b>
T. Manker	Dem	Challenger	40.8

<b>Moultrie</b>			
Population 14,846			
<b>General Election</b>			
Candidate	Party	Status	Vote Percent
M. Hanson	Dem	Challenger	33.18
<b>J. Richey</b>	<b>Rep</b>	<b>Incumbent</b>	<b>66.82</b>

<b>Ogle</b>			
Population 53,497			
Candidate	Party	Status	Vote Percent
<b>E. Morrow</b>	<b>Rep</b>	<b>Incumbent</b>	<b>100</b>

<b>Peoria</b>			
Population 186,494			
Candidate	Party	Status	Vote Percent
<b>J. Brady</b>	<b>Dem</b>	<b>Incumbent</b>	<b>100</b>

<b>Perry</b>			
Population 22,350			
<b>General Election</b>			
Candidate	Party	Status	Vote Percent
M. Benson	Dem	Open Seat	21.17
<b>D. Searby</b>	<b>Rep</b>	<b>Open Seat</b>	<b>78.83</b>

<b>Piatt</b> Population 16,729			
Candidate	Party	Status	Vote Percent
<b>D. Rhoades</b>	<b>Rep</b>	<b>Incumbent</b>	<b>100</b>

<b>Pike</b> Population 16,430			
<b>General Election</b>			
Candidate	Party	Status	Vote Percent
<b>Z. Boren</b>	<b>Rep</b>	<b>Incumbent</b>	<b>62.98</b>
T. Whitaker	Dem	Challenger	37.02

<b>Pope</b> Population 4,470			
Candidate	Party	Status	Vote Percent
<b>M. Presser</b>	<b>Dem</b>	<b>Incumbent</b>	<b>100</b>

<b>Pulaski</b> Population 6,161			
<b>Primary Election</b>			
Candidate	Party	Status	Vote Percent
D. Douglas	Dem	Challenger	45.39
<b>D. McCann</b>	<b>Dem</b>	<b>Challenger</b>	<b>57.61</b>
<b>General Election</b>			
D. McCann	Dem	Challenger	43.83
<b>J. Flummer</b>	<b>Rep</b>	<b>Incumbent</b>	<b>56.17</b>

<b>Putnam</b> Population 6,006			
<b>General Election</b>			
Candidate	Party	Status	Vote Percent
<b>C. Mennie</b>	<b>Rep</b>	<b>Incumbent</b>	<b>65.87</b>
B. Popurella	Dem	Challenger	34.13

<b>Randolph</b> Population 33,476			
Candidate	Party	Status	Vote Percent
<b>J. Walker</b>	<b>Dem</b>	<b>Incumbent</b>	<b>100</b>

<b>Richland</b> Population 16,233			
Candidate	Party	Status	Vote Percent
<b>C. Vaughn</b>	<b>Rep</b>	<b>Open Seat</b>	<b>100</b>

Rock Island			
Population 147,546			
General Election			
Candidate	Party	Status	Vote Percent
G. Campbell	Rep	Challenger	39.96
<b>J. McGehee</b>	<b>Dem</b>	<b>Incumbent</b>	<b>60.04</b>

Saline			
Population 24,913			
General Election			
Candidate	Party	Status	Vote Percent
M. Dearing	Rep	Challenger	46.22
<b>M. Henshaw</b>	<b>Dem</b>	<b>Incumbent</b>	<b>53.78</b>

Sangamon			
Population 197,465			
Candidate	Party	Status	Vote Percent
<b>J. Milhiser</b>	<b>Rep</b>	<b>Incumbent</b>	<b>100</b>

Schuyler			
Population 7,544			
Candidate	Party	Status	Vote Percent
<b>R. Escapa</b>	<b>Dem</b>	<b>Incumbent</b>	<b>100</b>

Scott			
Population 5,355			
Candidate	Party	Status	Vote Percent
<b>M. Hill</b>	<b>Rep</b>	<b>Incumbent</b>	<b>100</b>

Shelby			
Population 22,363			
Candidate	Party	Status	Vote Percent
<b>G. Vonderheide</b>	<b>Dem</b>	<b>Incumbent</b>	<b>100</b>

St. Clair			
Population 270,056			
Candidate	Party	Status	Vote Percent
<b>B. Kelly</b>	<b>Dem</b>	<b>Incumbent</b>	<b>100</b>

Stark			
Population 5,994			
Candidate	Party	Status	Vote Percent
<b>J. Owens</b>	<b>Dem</b>	<b>Incumbent</b>	<b>100</b>

<b>Stephenson</b>			
Population 47,711			
<b>Primary Election</b>			
Candidate	Party	Status	Vote Percent
A. Coon	Rep	Challenger	39.07
<b>C. Larson</b>	<b>Rep</b>	<b>Incumbent</b>	<b>60.93</b>

<b>Tazewall</b>			
Population 135,394			
Candidate	Party	Status	Vote Percent
<b>S. Umholtz</b>	<b>Rep</b>	<b>Incumbent</b>	<b>100</b>

<b>Union</b>			
Population 17,808			
Candidate	Party	Status	Vote Percent
<b>T. Edmonds</b>	<b>Dem</b>	<b>Incumbent</b>	<b>100</b>

<b>Vermilion</b>			
Population 81,625			
<b>Primary Election</b>			
Candidate	Party	Status	Vote Percent
<b>J. Lacy</b>	<b>Rep</b>	<b>Open Seat</b>	<b>69.25</b>
C. Mockbee	Rep	Open Seat	30.75

<b>Wabash</b>			
Population 11,947			
Candidate	Party	Status	Vote Percent
<b>C. Goldman</b>	<b>Dem</b>	<b>Incumbent</b>	<b>100</b>

<b>Warren</b>			
Population 17,707			
Candidate	Party	Status	Vote Percent
<b>A. Doyle</b>	<b>Rep</b>	<b>Open Seat</b>	<b>100</b>

<b>Washington</b>			
Population 14,716			
<b>Primary Election</b>			
Candidate	Party	Status	Vote Percent
H. Hooks	Rep	Incumbent	47.36
<b>D. Bronke</b>	<b>Rep</b>	<b>Challenger</b>	<b>52.64</b>
<b>General Election</b>			
C. Korando	Dem	Challenger	23.2
<b>D. Bronke</b>	<b>Rep</b>	<b>Challenger</b>	<b>76.8</b>

<b>Wayne</b> Population 16,760			
<b>Primary Election</b>			
Candidate	Party	Status	Vote Percent
D. Williams	Rep	Incumbent	38.5
<b>K. Kakac</b>	<b>Rep</b>	<b>Challenger</b>	<b>61.5</b>

<b>White</b> Population 14,665			
Candidate	Party	Status	Vote Percent
<b>D. Aud</b>	<b>Rep</b>	<b>Incumbent</b>	<b>100</b>

<b>Whiteside</b> Population 58,498			
Candidate	Party	Status	Vote Percent
<b>T. Joyce</b>	<b>Dem</b>	<b>Incumbent</b>	<b>100</b>

<b>Will</b> Population 677,560			
Candidate	Party	Status	Vote Percent
<b>J. Glasgow</b>	<b>Dem</b>	<b>Incumbent</b>	<b>100</b>

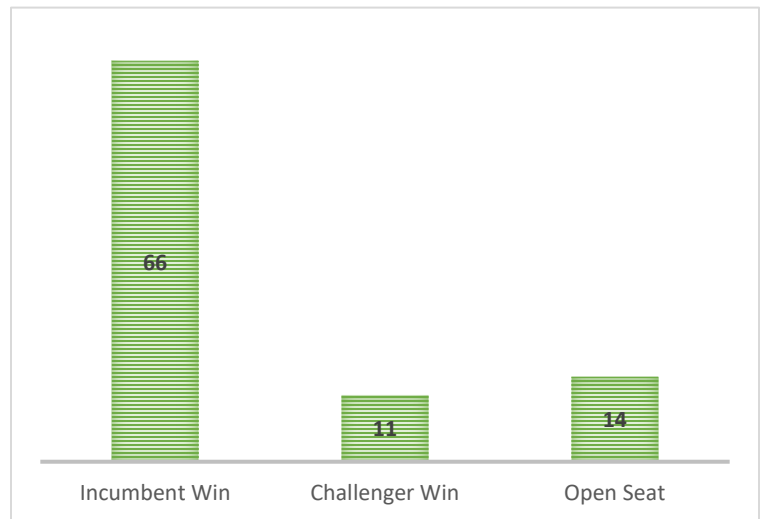
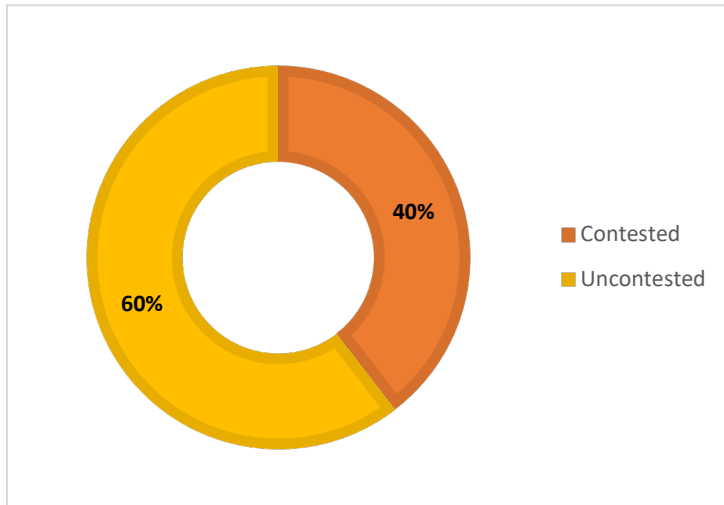
<b>Williamson</b> Population 66,357			
<b>Primary Election</b>			
Candidate	Party	Status	Vote Percent
D. Kay	Dem	Challenger	29.05
<b>B. Zanotti</b>	<b>Dem</b>	<b>Incumbent</b>	<b>70.94</b>
<b>General Election</b>			
<b>B. Zanotti</b>	<b>Dem</b>	<b>Incumbent</b>	<b>63.84</b>
D. Verity	Rep	Challenger	36.16

<b>Winnebago</b> Population 295,266			
Candidate	Party	Status	Vote Percent
<b>J. Bruscato</b>	<b>Dem</b>	<b>Incumbent</b>	<b>100</b>

<b>Woodford</b> Population 38,664			
Candidate	Party	Status	Vote Percent
<b>G. Minger</b>	<b>Rep</b>	<b>Incumbent</b>	<b>100</b>

# Indiana

Indiana elects 91 prosecuting attorneys in partisan elections. The prosecuting attorneys serve four year terms, and all but one preside over a single county. Indiana permits, but does not appear to require, unopposed candidates to appear on the ballot in the primary election. The data in this report comes from the 2014 election.



## District Overview

District 1			
Population 179,703			
Candidate	Party	Status	Vote Percent
N. Hermann	Rep	Incumbent	100

District 2			
Population 59,689			
Primary Election			
Candidate	Party	Status	Vote Percent
J. Krantz	Rep	Incumbent	39.2
M. Perry	Rep	Challenger	60.8

District 3			
Population 39,364			
General Election			
Candidate	Party	Status	Vote Percent
R. Armstrong	Dem	Challenger	63.4
J. Schalk	Rep	Incumbent	36.6

<b>District 4</b>			
Population 110,232			
<b>General Election</b>			
Candidate	Party	Status	Vote Percent
R. Bottorff	Dem	Open Seat	41.4
<b>J. Mull</b>	<b>Rep</b>	<b>Open Seat</b>	<b>58.6</b>

<b>District 5</b>			
Population 32,428			
Candidate	Party	Status	Vote Percent
<b>C. Lewis</b>	<b>Dem</b>	<b>Incumbent</b>	<b>100</b>

<b>District 6</b>			
Population 24,181			
Candidate	Party	Status	Vote Percent
<b>J. Mount</b>	<b>Dem</b>	<b>Incumbent</b>	<b>100</b>

<b>District 7</b>			
Population 56,175			
Candidate	Party	Status	Vote Percent
<b>A. Negangard</b>	<b>Rep</b>	<b>Incumbent</b>	<b>100</b>

<b>District 8</b>			
Population 139,654			
Candidate	Party	Status	Vote Percent
<b>B. Cooper</b>	<b>Rep</b>	<b>Incumbent</b>	<b>100</b>

<b>District 9</b>			
Population 76,794			
Candidate	Party	Status	Vote Percent
<b>W. Nash</b>	<b>Rep</b>	<b>Incumbent</b>	<b>100</b>

<b>District 10</b>			
Population 137,974			
<b>General Election</b>			
Candidate	Party	Status	Vote Percent
<b>C. Gaal</b>	<b>Dem</b>	<b>Challenger</b>	<b>58</b>
J. Moore	Rep	Incumbent	42

<b>District 11</b>			
Population 25,910			
Candidate	Party	Status	Vote Percent
<b>T. Clowers</b>	<b>Rep</b>	<b>Incumbent</b>	<b>100</b>

<b>District 12</b>			
Population 38,440			
<b>Primary Election</b>			
Candidate	Party	Status	Vote Percent
<b>J. Carnahan</b>	<b>Rep</b>	<b>Open Seat</b>	<b>51.2</b>
R. Johanningsmeier	Rep	Open Seat	48.8
<b>General Election</b>			
<b>J. Carnahan</b>	<b>Rep</b>	<b>Open Seat</b>	<b>66.8</b>
H. Johnston	Dem	Open Seat	33.2

<b>District 13</b>			
Population 26,890			
<b>Primary Election</b>			
Candidate	Party	Status	Vote Percent
<b>R. Pell</b>	<b>Rep</b>	<b>Challenger</b>	<b>55.3</b>
B. Reberger	Rep	Incumbent	44.7

<b>District 14</b>			
Population 21,475			
<b>General Election</b>			
Candidate	Party	Status	Vote Percent
J. Johnson	Rep	Open Seat	47.3
<b>J. Springer</b>	<b>Dem</b>	<b>Open Seat</b>	<b>52.7</b>

<b>District 15</b>			
Population 68,894			
Candidate	Party	Status	Vote Percent
<b>S. Sonnega</b>	<b>Rep</b>	<b>Incumbent</b>	<b>100</b>

<b>District 16</b>			
Population 44,436			
<b>Primary Election</b>			
Candidate	Party	Status	Vote Percent
B. Haacker	Rep	Open Seat	29.2
<b>J. Landwerlen</b>	<b>Rep</b>	<b>Open Seat</b>	<b>70.8</b>

<b>District 17</b>			
Population 68,917			
Candidate	Party	Status	Vote Percent
<b>M. Shipman</b>	<b>Rep</b>	<b>Incumbent</b>	<b>100</b>

<b>District 18</b>			
Population 70,002			
<b>Primary Election</b>			
Candidate	Party	Status	Vote Percent
<b>B. Eaton</b>	<b>Rep</b>	<b>Challenger</b>	<b>57.8</b>
M. Griffin	Rep	Incumbent	42.2



<b>District 19</b>			
Population 903,393			
<b>General Election</b>			
Candidate	Party	Status	Vote Percent
<b>T. Curry</b>	<b>Dem</b>	<b>Incumbent</b>	<b>61.1</b>
D. Merchant	Rep	Challenger	38.9

<b>District 20</b>			
Population 56,640			
Candidate	Party	Status	Vote Percent
<b>T. Meyer</b>	<b>Rep</b>	<b>Incumbent</b>	<b>100</b>

<b>District 21</b>			
Population 8,508			
Candidate	Party	Status	Vote Percent
<b>J. Larson</b>	<b>Rep</b>	<b>Incumbent</b>	<b>100</b>

<b>District 22</b>			
Population 38,124			
Candidate	Party	Status	Vote Percent
<b>J. Buser</b>	<b>Rep</b>	<b>Incumbent</b>	<b>100</b>

<b>District 23</b>			
Population 172,780			
Candidate	Party	Status	Vote Percent
<b>P. Harrington</b>	<b>Rep</b>	<b>Incumbent</b>	<b>100</b>

<b>District 24</b>			
Population 274,569			
Candidate	Party	Status	Vote Percent
<b>D. Buckingham</b>	<b>Rep</b>	<b>Incumbent</b>	<b>100</b>

<b>District 25</b>			
Population 26,171			
Candidate	Party	Status	Vote Percent
<b>D. Daly</b>	<b>Rep</b>	<b>Incumbent</b>	<b>100</b>

<b>District 26</b>			
Population 34,387			
<b>General Election</b>			
Candidate	Party	Status	Vote Percent
C. Harvey	Dem	Incumbent	36.4
<b>J. Brown</b>	<b>Rep</b>	<b>Challenger</b>	<b>63.6</b>

<b>District 27</b>			
Population 32,888			
Candidate	Party	Status	Vote Percent
<b>W. Hartley</b>	<b>Rep</b>	<b>Incumbent</b>	<b>100</b>

<b>District 28</b> Population 27,636			
Candidate	Party	Status	Vote Percent
<b>A. Carnall</b>	<b>Dem</b>	<b>Open Seat</b>	<b>100</b>

<b>District 29</b> Population 38,966			
<b>General Election</b>			
Candidate	Party	Status	Vote Percent
M. Leeman	Dem	Open Seat	6.1
<b>L. Swaim</b>	<b>Rep</b>	<b>Open Seat</b>	<b>93.9</b>

<b>District 30</b> Population 33,478			
Candidate	Party	Status	Vote Percent
<b>C. Haskell</b>	<b>Rep</b>	<b>Incumbent</b>	<b>100</b>

<b>District 31</b> Population 496,005			
Candidate	Party	Status	Vote Percent
<b>B. Carter</b>	<b>Dem</b>	<b>Incumbent</b>	<b>100</b>

<b>District 32</b> Population 111,467			
<b>Primary Election</b>			
Candidate	Party	Status	Vote Percent
<b>J. Espar</b>	<b>Dem</b>	<b>Open Seat</b>	<b>70.5</b>
B. Szilagyi	Dem	Open Seat	29.5

<b>District 33</b> Population 47,536			
<b>Primary Election</b>			
Candidate	Party	Status	Vote Percent
<b>E. Blackman</b>	<b>Rep</b>	<b>Challenger</b>	<b>54.8</b>
S. Clouse	Rep	Incumbent	45.2

<b>District 34</b> Population 197,559			
Candidate	Party	Status	Vote Percent
<b>C. Hill</b>	<b>Rep</b>	<b>Incumbent</b>	<b>100</b>

<b>District 35</b>			
Population 37,128			
<b>Primary Election</b>			
Candidate	Party	Status	Vote Percent
<b>T. Cain</b>	<b>Rep</b>	<b>Challenger</b>	<b>55.6</b>
J. Wible	Rep	Incumbent	44.4
<b>General Election</b>			
<b>G. Kenner</b>	<b>Ind</b>	<b>Challenger</b>	<b>52.5</b>
T. Cain	Rep	Challenger	47.5

<b>District 36</b>			
Population 15,936			
Candidate	Party	Status	Vote Percent
<b>J. Rich</b>	<b>Rep</b>	<b>Incumbent</b>	<b>100</b>

<b>District 37</b>			
Population 23,087			
Candidate	Party	Status	Vote Percent
<b>M. Wilhelm</b>	<b>Dem</b>	<b>Incumbent</b>	<b>100</b>

<b>District 38</b>			
Population 355,329			
<b>Primary Election</b>			
Candidate	Party	Status	Vote Percent
J. Loomis	Rep	Challenger	33.9
<b>K. Richards</b>	<b>Rep</b>	<b>Incumbent</b>	<b>66.1</b>

<b>District 39</b>			
Population 24,643			
Candidate	Party	Status	Vote Percent
<b>R. Guy</b>	<b>Rep</b>	<b>Incumbent</b>	<b>100</b>

<b>District 40</b>			
Population 42,376			
Candidate	Party	Status	Vote Percent
<b>A. Travis</b>	<b>Rep</b>	<b>Incumbent</b>	<b>100</b>

<b>District 41</b>			
Population 20,836			
Candidate	Party	Status	Vote Percent
<b>R. Brown</b>	<b>Rep</b>	<b>Incumbent</b>	<b>100</b>

<b>District 42</b>			
Population 28,262			
Candidate	Party	Status	Vote Percent
<b>D. Houchin</b>	<b>Rep</b>	<b>Incumbent</b>	<b>100</b>

<b>District 43</b> Population 107,848			
Candidate	Party	Status	Vote Percent
<b>T. Modesitt</b>	<b>Rep</b>	<b>Incumbent</b>	<b>100</b>

<b>District 44</b> Population 23,363			
<b>General Election</b>			
Candidate	Party	Status	Vote Percent
<b>N. Bourff</b>	<b>Dem</b>	<b>Incumbent</b>	<b>54.92</b>
T. Lemon	Rep	Challenger	45.07

<b>District 45</b> Population 33,224			
Candidate	Party	Status	Vote Percent
<b>A. Sommer</b>	<b>Rep</b>	<b>Incumbent</b>	<b>100</b>

<b>District 46</b> Population 117,671			
Candidate	Party	Status	Vote Percent
<b>J. Arnold</b>	<b>Rep</b>	<b>Incumbent</b>	<b>100</b>

<b>District 47</b> Population 16,212			
Candidate	Party	Status	Vote Percent
<b>B. Aukerman</b>	<b>Dem</b>	<b>Incumbent</b>	<b>100</b>

<b>District 48</b> Population 70,061			
<b>General Election</b>			
Candidate	Party	Status	Vote Percent
<b>J. Luttrull</b>	<b>Rep</b>	<b>Incumbent</b>	<b>68.7</b>
D. Payne	Dem	Challenger	31.3

<b>District 49</b> Population 31,648			
Candidate	Party	Status	Vote Percent
<b>D. Murrie</b>	<b>Rep</b>	<b>Incumbent</b>	<b>100</b>

<b>District 50</b> Population 131,636			
Candidate	Party	Status	Vote Percent
<b>R. Cummings</b>	<b>Rep</b>	<b>Incumbent</b>	<b>100</b>

<b>District 51</b> Population 36,903			
Candidate	Party	Status	Vote Percent
<b>B. Embrey</b>	<b>Rep</b>	<b>Incumbent</b>	<b>100</b>

<b>District 52</b>			
Population 74,578			
Candidate	Party	Status	Vote Percent
<b>K. Henderson</b>	<b>Rep</b>	<b>Incumbent</b>	<b>100</b>

<b>District 53</b>			
Population 49,462			
<b>Primary Election</b>			
Candidate	Party	Status	Vote Percent
<b>J. Bergacs</b>	<b>Rep</b>	<b>Incumbent</b>	<b>67.8</b>
A. Saunders	Rep	Challenger	32.2

<b>District 54</b>			
Population 77,358			
Candidate	Party	Status	Vote Percent
<b>D. Hampton</b>	<b>Rep</b>	<b>Incumbent</b>	<b>100</b>

<b>District 55</b>			
Population 145,448			
Candidate	Party	Status	Vote Percent
<b>P. Baldwin</b>	<b>Rep</b>	<b>Incumbent</b>	<b>100</b>

<b>District 56</b>			
Population 37,124			
Candidate	Party	Status	Vote Percent
<b>A. Richison</b>	<b>Rep</b>	<b>Incumbent</b>	<b>100</b>

<b>District 57</b>			
Population 41,889			
Candidate	Party	Status	Vote Percent
<b>A. Quinn</b>	<b>Dem</b>	<b>Open Seat</b>	<b>100</b>

<b>District 58</b>			
Population 21,253			
<b>Primary Election</b>			
Candidate	Party	Status	Vote Percent
J. Gonzalez	Dem	Challenger	34.7
<b>W. Schemenaur</b>	<b>Dem</b>	<b>Incumbent</b>	<b>65.3</b>
<b>General Election</b>			
G. LeMaster	Rep	Challenger	48.8
<b>W. Schemenaur</b>	<b>Dem</b>	<b>Incumbent</b>	<b>51.2</b>

<b>District 59</b>			
Population 13,402			
<b>Primary Election</b>			
Candidate	Party	Status	Vote Percent
<b>D. Murphy</b>	<b>Rep</b>	<b>Open Seat</b>	<b>65.6</b>
B. Todd	Rep	Open Seat	34.4

<b>District 60</b>			
Population 266,931			
<b>General Election</b>			
Candidate	Party	Status	Vote Percent
<b>K. Cotter</b>	<b>Dem</b>	<b>Open Seat</b>	<b>54.29</b>
J. Sanford	Rep	Open Seat	45.7

<b>District 61</b>			
Population 17,240			
<b>Primary Election</b>			
Candidate	Party	Status	Vote Percent
D. Askren	Rep	Challenger	21.8
<b>T. Martin</b>	<b>Rep</b>	<b>Incumbent</b>	<b>44.5</b>
J. McCarty	Rep	Challenger	13.7
D. Young	Rep	Challenger	20

<b>District 62</b>			
Population 82,752			
Candidate	Party	Status	Vote Percent
<b>M. McCann</b>	<b>Rep</b>	<b>Incumbent</b>	<b>100</b>

<b>District 63</b>			
Population 33,165			
Candidate	Party	Status	Vote Percent
<b>J. Holtsclaw</b>	<b>Rep</b>	<b>Incumbent</b>	<b>100</b>

<b>District 64</b>			
Population 37,963			
Candidate	Party	Status	Vote Percent
<b>T. Bookwalter</b>	<b>Rep</b>	<b>Incumbent</b>	<b>100</b>

<b>District 65</b>			
Population 17,392			
Candidate	Party	Status	Vote Percent
<b>P. Caviness</b>	<b>Rep</b>	<b>Incumbent</b>	<b>100</b>

<b>District 66</b>			
Population 33,503			
Candidate	Party	Status	Vote Percent
<b>R. Krieg</b>	<b>Rep</b>	<b>Incumbent</b>	<b>100</b>

<b>District 67</b>			
Population 164,343			
<b>General Election</b>			
Candidate	Party	Status	Vote Percent
<b>B. Gensel</b>	<b>Rep</b>	<b>Incumbent</b>	<b>54.42</b>
S. Whitten	Dem	Challenger	45.57

<b>District 68</b>			
Population 17,339			
Candidate	Party	Status	Vote Percent
<b>S. Cvengros</b>	<b>Rep</b>	<b>Incumbent</b>	<b>100</b>

<b>District 69</b>			
Population 25,740			
<b>General Election</b>			
Candidate	Party	Status	Vote Percent
<b>N. Harter</b>	<b>Rep</b>	<b>Open Seat</b>	<b>54.4</b>
C. Tebbe	Dem	Open Seat	45.6

<b>District 70</b>			
Population 19,338			
<b>General Election</b>			
Candidate	Party	Status	Vote Percent
S. Acchiardo	Rep	Incumbent	26.6
<b>J. Hoch</b>	<b>Dem</b>	<b>Challenger</b>	<b>73.4</b>

<b>District 71</b>			
Population 12,766			
Candidate	Party	Status	Vote Percent
<b>K. Basey</b>	<b>Rep</b>	<b>Incumbent</b>	<b>100</b>

<b>District 72</b>			
Population 47,051			
Candidate	Party	Status	Vote Percent
<b>E. Chipman</b>	<b>Rep</b>	<b>Open Seat</b>	<b>100</b>

<b>District 73</b>			
Population 24,277			
<b>General Election</b>			
Candidate	Party	Status	Vote Percent
J. Bodwell	Dem	Open Seat	40.7
<b>B. Jones</b>	<b>Rep</b>	<b>Open Seat</b>	<b>59.3</b>

<b>District 74</b>			
Population 20,155			
Candidate	Party	Status	Vote Percent
<b>R. Ives</b>	<b>Rep</b>	<b>Incumbent</b>	<b>100</b>

<b>District 75</b>			
Population 42,223			
Candidate	Party	Status	Vote Percent
<b>C. Winebrenner</b>	<b>Rep</b>	<b>Incumbent</b>	<b>100</b>

District 76			
Population 8,854			
Candidate	Party	Status	Vote Percent
<b>J. Wright</b>	<b>Rep</b>	<b>Incumbent</b>	<b>100</b>

District 77			
Population 10,713			
Primary Election			
Candidate	Party	Status	Vote Percent
<b>N. Haverstock</b>	<b>Rep</b>	<b>Challenger</b>	<b>73.2</b>
L. Shelton	Rep	Challenger	26.8
General Election			
<b>N. Haverstock</b>	<b>Rep</b>	<b>Challenger</b>	<b>53.5</b>
C. Hillenburg	Dem	Incumbent	46.5

District 78			
Population 21,575			
Candidate	Party	Status	Vote Percent
<b>D. VanDerMoere</b>	<b>Rep</b>	<b>Incumbent</b>	<b>100</b>

District 79			
Population 14,244			
Candidate	Party	Status	Vote Percent
<b>J. Drinski</b>	<b>Rep</b>	<b>Incumbent</b>	<b>100</b>

District 80			
Population 28,818			
Candidate	Party	Status	Vote Percent
<b>R. Hertel</b>	<b>Rep</b>	<b>Incumbent</b>	<b>100</b>

District 81			
Population 46,134			
Candidate	Party	Status	Vote Percent
<b>M. Woodward</b>	<b>Rep</b>	<b>Incumbent</b>	<b>100</b>

District 82			
Population 33,292			
Primary Election			
Candidate	Party	Status	Vote Percent
<b>M. Rentschler</b>	<b>Rep</b>	<b>Incumbent</b>	<b>61.5</b>
M. Scott	Rep	Challenger	38.5



<b>District 83</b>			
Population 12,845			
<b>General Election</b>			
Candidate	Party	Status	Vote Percent
K. Aldridge	Dem	Challenger	47.9
<b>D. McDonald</b>	<b>Ind</b>	<b>Incumbent</b>	<b>52.1</b>

<b>District 84</b>			
Population 20,952			
<b>General Election</b>			
Candidate	Party	Status	Vote Percent
K. Corne	Rep	Incumbent	46.4
<b>D. Wilkinson</b>	<b>Dem</b>	<b>Challenger</b>	<b>53.6</b>

<b>District 85</b>			
Population 34,185			
<b>Primary Election</b>			
Candidate	Party	Status	Vote Percent
<b>J. Musser</b>	<b>Rep</b>	<b>Incumbent</b>	<b>77.6</b>
D. Shively	Rep	Challenger	22.4

<b>District 86</b>			
Population 28,525			
<b>General Election</b>			
Candidate	Party	Status	Vote Percent
<b>A. Marshall</b>	<b>Dem</b>	<b>Incumbent</b>	<b>100</b>

<b>District 87</b>			
Population 19,840			
<b>Primary Election</b>			
Candidate	Party	Status	Vote Percent
<b>K. Minton</b>	<b>Rep</b>	<b>Incumbent</b>	<b>56</b>
S. Owen	Rep	Challenger	44

<b>District 88</b>			
Population 15,242			
<b>General Election</b>			
Candidate	Party	Status	Vote Percent
<b>T. Adams</b>	<b>Rep</b>	<b>Challenger</b>	<b>53.6</b>
J. Oliver	Dem	Incumbent	46.4

<b>District 89</b>			
Population 7,516			
<b>General Election</b>			
Candidate	Party	Status	Vote Percent
<b>A. Bryson</b>	<b>Dem</b>	<b>Open Seat</b>	<b>56.7</b>
M. Duckett	Rep	Open Seat	43.3

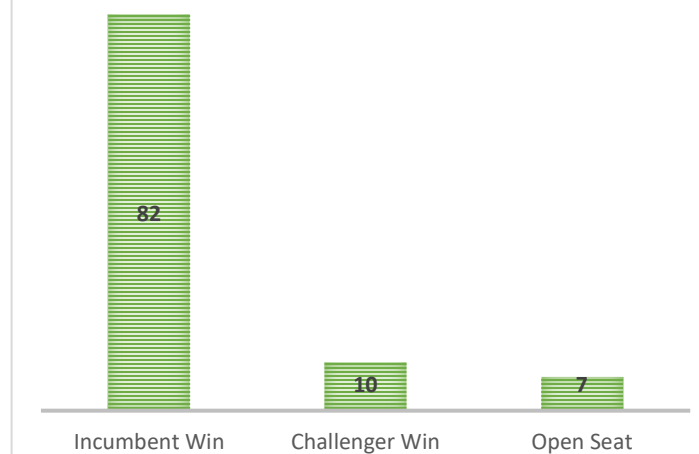
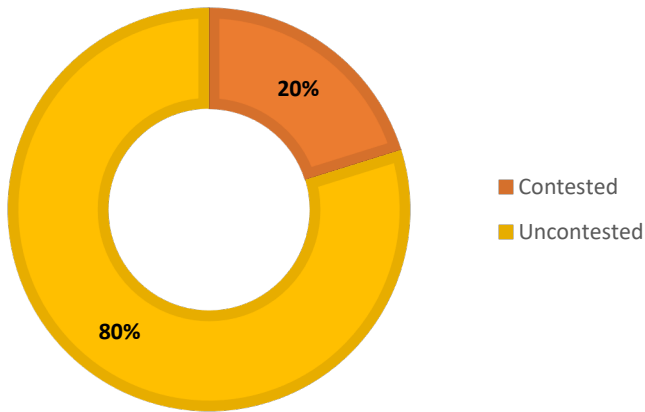
<b>District 90</b>			
Population 10,334			
<b>Primary Election</b>			
Candidate	Party	Status	Vote Percent
R. Howell	Dem	Challenger	34.8
<b>C. Steiner</b>	<b>Dem</b>	<b>Incumbent</b>	<b>65.2</b>

<b>District 91</b>			
Population 10,613			
Candidate	Party	Status	Vote Percent
<b>M. Hensley</b>	<b>Dem</b>	<b>Incumbent</b>	<b>100</b>

District	Counties	District	Counties	District	Counties
1	Vanderburgh	32	LaPorte	63	Greene
2	Warrick	33	Noble	64	Putnam
3	Harrison	34	Elkhart	65	Rush
4	Clark	35	LaGrange	66	Gibson
5	Jefferson	36	Tipton	67	Porter
6	Scott	37	Franklin	68	Parke
7	Dearborn and Ohio	38	Allen	69	Decatur
8	Johnson	39	White	70	Perry
9	Bartholomew	40	Jackson	71	Blackford
10	Monroe	41	Fulton	72	Marshall
11	Posey	42	Washington	73	Fayette
12	Knox	43	Vigo	74	Carroll
13	Clay	44	Starke	75	DeKalb
14	Sullivan	45	Clinton	76	Benton
15	Morgan	46	Delaware	77	Crawford
16	Shelby	47	Vermillion	78	Owen
17	Wayne	48	Grant	79	Newton
18	Hancock	49	Daviess	80	Ripley
19	Marion	50	Madison	81	Lawrence
20	Boone	51	Miami	82	Whitley
21	Warren	52	Floyd	83	Pike
22	Montgomery	53	Henry	84	Spencer
23	Tippecanoe	54	Kosciusko	85	Steuben
24	Hamilton	55	Hendricks	86	Jennings
25	Randolph	56	Huntington	87	Orange
26	Adams	57	Dubois	88	Brown
27	Wabash	58	Jay	89	Union
28	Wells	59	Pulaski	90	Martin
29	Cass	60	St. Joseph	91	Switzerland
30	Jasper	61	Fountain		
31	Lake	62	Howard		

## Iowa

Iowa elects 99 county attorneys in partisan elections. The county attorneys serve four year terms, and they preside over a single county. The data in this report comes from the 2014 election.



### District Overview

Adair			
Population 7,682			
Primary Election			
Candidate	Party	Status	Vote Percent
J. Fisher	Rep	Challenger	16
<b>C. Hight</b>	<b>Rep</b>	<b>Challenger</b>	<b>56</b>
General Election			
<b>C. Hight</b>	<b>Rep</b>	<b>Challenger</b>	<b>53.30</b>
M. Maynes	Dem	Incumbent	46.70

Adams			
Population 4,029			
Candidate	Party	Status	Vote Percent
<b>A. Zimmerman</b>	<b>Dem</b>	<b>Incumbent</b>	<b>98.59</b>

Allamakee			
Population 14,330			
Primary Election			
Candidate	Party	Status	Vote Percent
<b>J. Kistler</b>	<b>Rep</b>	<b>Incumbent</b>	<b>63.56</b>
J. West	Rep	Challenger	36.44

<b>Appanoose*</b>			
Population 12,887			
<b>Primary Election</b>			
Candidate	Party	Status	Vote Percent
R. Scott	Rep	Incumbent	87.59
<b>General Election</b>			
<b>S. Daniels</b>	<b>Rep</b>	<b>Challenger</b>	<b>99.44</b>

<b>Audubon</b>			
Population 6,119			
Candidate	Party	Status	Vote Percent
<b>F. Andersen</b>	<b>Dem</b>	<b>Incumbent</b>	<b>96.07</b>

<b>Benton</b>			
Population 26,076			
Candidate	Party	Status	Vote Percent
<b>D. Thompson</b>	<b>Dem</b>	<b>Incumbent</b>	<b>96.05</b>

<b>Black Hawk</b>			
Population 131,090			
Candidate	Party	Status	Vote Percent
<b>T. Ferguson</b>	<b>Dem</b>	<b>Incumbent</b>	<b>98.67</b>

<b>Boone</b>			
Population 26,306			
<b>General Election</b>			
Candidate	Party	Status	Vote Percent
<b>D. Kolacia</b>	<b>Dem</b>	<b>Incumbent</b>	<b>52.33</b>
S. Swanson	Rep	Challenger	47.57

<b>Bremer</b>			
Population 24,276			
Candidate	Party	Status	Vote Percent
<b>K. Wadding</b>	<b>Rep</b>	<b>Incumbent</b>	<b>98.36</b>

<b>Buchanan</b>			
Population 20,958			
Candidate	Party	Status	Vote Percent
<b>S. Harden</b>	<b>Dem</b>	<b>Incumbent</b>	<b>98.73</b>

---

\* Incumbent Richard Scott ran unopposed in the primary election but died shortly thereafter. S. Daniels was appointed after the primary election and ran unopposed on the general ballot

<b>Buena Vista</b>			
Population 20,260			
<b>General Election</b>			
Candidate	Party	Status	Vote Percent
<b>D. Patton</b>	<b>Rep</b>	<b>Incumbent</b>	<b>70.65</b>
E. LaPole	Ind	Challenger	28.96

<b>Butler</b>			
Population 14,867			
Candidate	Party	Status	Vote Percent
<b>G. Lievens</b>	<b>Rep</b>	<b>Incumbent</b>	<b>98.43</b>

<b>Calhoun</b>			
Population 9,670			
Candidate	Party	Status	Vote Percent
<b>T. Meth-Farrington</b>	<b>Rep</b>	<b>Incumbent</b>	<b>100</b>

<b>Carroll</b>			
Population 20,186			
Candidate	Party	Status	Vote Percent
<b>J. Werden</b>	<b>Rep</b>	<b>Incumbent</b>	<b>97.43</b>

<b>Cass</b>			
Population 13,956			
<b>Primary Election</b>			
Candidate	Party	Status	Vote Percent
<b>D. Wiederstein</b>	<b>Rep</b>	<b>Challenger</b>	<b>64.31</b>
D. Feistner	Rep	Incumbent	35.51

<b>Cedar</b>			
Population 18,499			
Candidate	Party	Status	Vote Percent
<b>J. Renader</b>	<b>Rep</b>	<b>Incumbent</b>	<b>97.72</b>

<b>Cerro Gordo</b>			
Population 44,151			
Candidate	Party	Status	Vote Percent
<b>C. Dalen</b>	<b>Dem</b>	<b>Incumbent</b>	<b>98.46</b>

<b>Cherokee</b>			
Population 12,072			
Candidate	Party	Status	Vote Percent
<b>R. Kolpin</b>	<b>Rep</b>	<b>Incumbent</b>	<b>98.50</b>

<b>Chickasaw</b> Population 12,439			
Candidate	Party	Status	Vote Percent
<b>W. Wegman</b>	<b>Dem</b>	<b>Incumbent</b>	<b>100</b>

<b>Clarke</b> Population 9,286			
Candidate	Party	Status	Vote Percent
<b>M. Rivera</b>	<b>Dem</b>	<b>Incumbent</b>	<b>100</b>

<b>Clay</b> Population 16,667			
Candidate	Party	Status	Vote Percent
<b>M. Houchins</b>	<b>Dem</b>	<b>Incumbent</b>	<b>98.42</b>

<b>Clayton</b> Population 18,129			
Candidate	Party	Status	Vote Percent
<b>A. Heavens</b>	<b>Rep</b>	<b>Incumbent</b>	<b>98.85</b>

<b>Clinton</b> Population 49,116			
Candidate	Party	Status	Vote Percent
<b>M. Wolf</b>	<b>Rep</b>	<b>Incumbent</b>	<b>100</b>

<b>Crawford</b> Population 17,096			
Candidate	Party	Status	Vote Percent
<b>R. Sailer</b>	<b>Rep</b>	<b>Incumbent</b>	<b>99.17</b>

<b>Dallas</b> Population 66,135			
Candidate	Party	Status	Vote Percent
<b>W. Riesetter</b>	<b>Dem</b>	<b>Incumbent</b>	<b>97.18</b>

<b>Davis</b> Population 8,753			
Candidate	Party	Status	Vote Percent
<b>R. Lynch</b>	<b>Dem</b>	<b>Incumbent</b>	<b>98.01</b>

<b>Decatur</b> Population 8,457			
Candidate	Party	Status	Vote Percent
<b>L. Hynden-Jeanes</b>	<b>Ind</b>	<b>Incumbent</b>	<b>97.45</b>

<b>Delaware</b> Population 17,764			
Candidate	Party	Status	Vote Percent
<b>J. Bernau</b>	<b>Rep</b>	<b>Incumbent</b>	<b>99.12</b>

<b>Des Moines</b> Population 40,325			
<b>General Election</b>			
Candidate	Party	Status	Vote Percent
<b>A. Beavers</b>	<b>Dem</b>	<b>Incumbent</b>	<b>61.11</b>
T. Henkelvig	Rep	Challenger	38.73

<b>Dickinson</b> Population 16,667			
Candidate	Party	Status	Vote Percent
<b>J. Martin</b>	<b>Rep</b>	<b>Incumbent</b>	<b>100</b>

<b>Dubuque</b> Population 93,653			
Candidate	Party	Status	Vote Percent
<b>R. Potter</b>	<b>Dem</b>	<b>Incumbent</b>	<b>100</b>

<b>Emmet</b> Population 10,302			
Candidate	Party	Status	Vote Percent
<b>D. Hansen</b>	<b>Dem</b>	<b>Incumbent</b>	<b>95.87</b>

<b>Fayette</b> Population 20,880			
Candidate	Party	Status	Vote Percent
<b>W. Saur</b>	<b>Rep</b>	<b>Incumbent</b>	<b>98.16</b>

<b>Floyd</b> Population 16,303			
<b>Primary Election</b>			
Candidate	Party	Status	Vote Percent
W. Baresel	Dem	Open Seat	50.69
A. Troge*	Dem	Open Seat	49.11
<b>General Election</b>			
W. Baresel	Dem	Open Seat	36.06
<b>R. Gibney</b>	<b>Rep</b>	<b>Open Seat</b>	<b>41.69</b>
A. Troge*	Ind	Open Seat	22.25

---

\* Candidate A. Troge lost in the democratic primary and ran as an independent in the general election.

<b>Franklin</b> Population 10,680			
Candidate	Party	Status	Vote Percent
<b>B. Symens</b>	<b>Rep</b>	<b>Open Seat</b>	<b>99.13</b>

<b>Fremont*</b> Population 7,441			
<b>Primary Election</b>			
Candidate	Party	Status	Vote Percent
<b>J. Burger</b>	<b>Rep</b>	<b>Incumbent</b>	<b>99.37</b>
<b>General Election</b>			
<b>C. Becker</b>	<b>Rep</b>	<b>Challenger</b>	<b>98.88</b>

<b>Greene</b> Population 9,336			
Candidate	Party	Status	Vote Percent
<b>N. Martino</b>	<b>Rep</b>	<b>Incumbent</b>	<b>97.74</b>

<b>Grundy</b> Population 12,453			
Candidate	Party	Status	Vote Percent
<b>E. Allen</b>	<b>Rep</b>	<b>Open Seat</b>	<b>98.98</b>

<b>Guthrie</b> Population 10,954			
Candidate	Party	Status	Vote Percent
<b>M. Benton</b>	<b>Dem</b>	<b>Incumbent</b>	<b>96.34</b>

<b>Hamilton</b> Population 15,673			
Candidate	Party	Status	Vote Percent
<b>P. Chambers</b>	<b>Dem</b>	<b>Incumbent</b>	<b>97.88</b>

<b>Hancock</b> Population 11,341			
Candidate	Party	Status	Vote Percent
<b>D. Solheim</b>	<b>Ind</b>	<b>Incumbent</b>	<b>99.14</b>

---

\* Candidate J. Burger ran unopposed in the primary election but dropped out of the race before the general election. C. Becker was appointed after the primary and ran in the general election.



<b>Hardin</b>			
Population 17,354			
<b>Primary Election</b>			
Candidate	Party	Status	Vote Percent
<b>R. Dunn</b>	<b>Rep</b>	<b>Challenger</b>	<b>54.73</b>
R. Tilton	Rep	Incumbent	45.08
<b>General Election</b>			
<b>R. Dunn</b>	<b>Rep</b>	<b>Challenger</b>	<b>62.63</b>
R. Tilton	Ind	Incumbent	37.37

<b>Harrison</b>			
Population 14,928			
Candidate	Party	Status	Vote Percent
<b>J. Mumm</b>	<b>Dem</b>	<b>Incumbent</b>	<b>97.26</b>

<b>Henry</b>			
Population 20,145			
Candidate	Party	Status	Vote Percent
<b>D. Stater</b>	<b>Rep</b>	<b>Incumbent</b>	<b>100</b>

<b>Howard</b>			
Population 9,566			
Candidate	Party	Status	Vote Percent
<b>A. Koenigs</b>	<b>Dem</b>	<b>Incumbent</b>	<b>100</b>

<b>Humboldt</b>			
Population 9,815			
Candidate	Party	Status	Vote Percent
<b>J. Beaty</b>	<b>Rep</b>	<b>Incumbent</b>	<b>99.32</b>

<b>Ida</b>			
Population 7,089			
Candidate	Party	Status	Vote Percent
<b>M. Whitmer</b>	<b>Dem</b>	<b>Incumbent</b>	<b>98.33</b>

<b>Iowa</b>			
Population 16,355			
Candidate	Party	Status	Vote Percent
<b>T. McMeen</b>	<b>Rep</b>	<b>Incumbent</b>	<b>98.78</b>

<b>Jackson</b>			
Population 19,848			
Candidate	Party	Status	Vote Percent
<b>S. Davenport</b>	<b>Rep</b>	<b>Incumbent</b>	<b>100</b>

<b>Jasper</b> Population 36,842			
Candidate	Party	Status	Vote Percent
<b>M. Jacobsen</b>	<b>Dem</b>	<b>Incumbent</b>	<b>97.46</b>

<b>Jefferson</b> Population 16,843			
Candidate	Party	Status	Vote Percent
<b>T. Dille</b>	<b>Rep</b>	<b>Incumbent</b>	<b>97.69</b>

<b>Johnson</b> Population 130,882			
<b>Primary Election</b>			
Candidate	Party	Status	Vote Percent
<b>J. Lyness</b>	<b>Dem</b>	<b>Incumbent</b>	<b>69.06</b>
J. Zimmerman	Dem	Challenger	30.94

<b>Jones</b> Population 20,638			
Candidate	Party	Status	Vote Percent
<b>P. Parsons</b>	<b>Rep</b>	<b>Incumbent</b>	<b>98.40</b>

<b>Keokuk</b> Population 10,511			
Candidate	Party	Status	Vote Percent
<b>J. Schroeder</b>	<b>Rep</b>	<b>Incumbent</b>	<b>100</b>

<b>Kossuth</b> Population 15,543			
Candidate	Party	Status	Vote Percent
<b>T. Holmes</b>	<b>Dem</b>	<b>Incumbent</b>	<b>98.93</b>

<b>Lee</b> Population 35,862			
Candidate	Party	Status	Vote Percent
<b>M. Short</b>	<b>Dem</b>	<b>Incumbent</b>	<b>96.97</b>

<b>Linn</b> Population 211,226			
Candidate	Party	Status	Vote Percent
<b>J. Vander Sanden</b>	<b>Dem</b>	<b>Incumbent</b>	<b>98.21</b>

<b>Louisa</b> Population 11,387			
Candidate	Party	Status	Vote Percent
<b>A. Parsons</b>	<b>Rep</b>	<b>Incumbent</b>	<b>100</b>

<b>Lucas</b> Population 8,898			
Candidate	Party	Status	Vote Percent
<b>P. Goldsmith</b>	<b>Rep</b>	<b>Incumbent</b>	<b>98.05</b>

<b>Lyon</b> Population 11,581			
Candidate	Party	Status	Vote Percent
<b>S. Mayer</b>	<b>Rep</b>	<b>Incumbent</b>	<b>99.57</b>

<b>Madison</b> Population 15,679			
<b>General Election</b>			
Candidate	Party	Status	Vote Percent
J. Forsyth	Dem	Incumbent	38.92
<b>M. Schultz</b>	<b>Rep</b>	<b>Challenger</b>	<b>60.93</b>

<b>Mahaska</b> Population 22,381			
Candidate	Party	Status	Vote Percent
<b>A. Zenor</b>	<b>Rep</b>	<b>Open Seat</b>	<b>99.15</b>

<b>Marion</b> Population 33,309			
Candidate	Party	Status	Vote Percent
<b>E. Bull</b>	<b>Rep</b>	<b>Incumbent</b>	<b>98.48</b>

<b>Marshall</b> Population 40,468			
Candidate	Party	Status	Vote Percent
<b>J. Miller</b>	<b>Rep</b>	<b>Incumbent</b>	<b>98.69</b>

<b>Mills</b> Population 15,059			
<b>Primary Election</b>			
Candidate	Party	Status	Vote Percent
A. Kissel	Rep	Open Seat	28.76
<b>T. McSorley</b>	<b>Rep</b>	<b>Open Seat</b>	<b>71.16</b>

<b>Mitchell</b> Population 10,776			
Candidate	Party	Status	Vote Percent
<b>M. Walk</b>	<b>Rep</b>	<b>Incumbent</b>	<b>96.49</b>

<b>Monona</b> Population 9,243			
<b>General Election</b>			
Candidate	Party	Status	Vote Percent
<b>I. McConeghey</b>	<b>Rep</b>	<b>Open Seat</b>	<b>51.57</b>
K. Minnihan	Dem	Open Seat	48.43

<b>Monroe</b> Population 7,970			
<b>General Election</b>			
Candidate	Party	Status	Vote Percent
S. Goodlow	Dem	Incumbent	46.64
<b>J. Pabst</b>	<b>Rep</b>	<b>Challenger</b>	<b>53.33</b>

<b>Montgomery</b> Population 10,740			
Candidate	Party	Status	Vote Percent
<b>B. Swanson</b>	<b>Rep</b>	<b>Incumbent</b>	<b>97.34</b>

<b>Muscatine</b> Population 42,745			
Candidate	Party	Status	Vote Percent
<b>A. Ostergren</b>	<b>Rep</b>	<b>Incumbent</b>	<b>96.35</b>

<b>O'Brien</b> Population 14,398			
Candidate	Party	Status	Vote Percent
<b>M. Schreurs</b>	<b>Rep</b>	<b>Incumbent</b>	<b>99.22</b>

<b>Osceola</b> Population 6,462			
Candidate	Party	Status	Vote Percent
<b>R. Hansen</b>	<b>Rep</b>	<b>Incumbent</b>	<b>97.99</b>

<b>Page</b> Population 15,932			
Candidate	Party	Status	Vote Percent
<b>J. Peterson</b>	<b>Rep</b>	<b>Incumbent</b>	<b>98.88</b>

<b>Palo Alto</b> Population 9,421			
<b>General Election</b>			
Candidate	Party	Status	Vote Percent
L. Henderson	Rep	Incumbent	39.54
<b>P. Hart</b>	<b>Dem</b>	<b>Challenger</b>	<b>60.32</b>

<b>Plymouth</b> Population 24,986			
Candidate	Party	Status	Vote Percent
<b>D. Raymond</b>	<b>Rep</b>	<b>Incumbent</b>	<b>98.93</b>

<b>Pocahontas</b> Population 7,310			
Candidate	Party	Status	Vote Percent
<b>A. Beneke</b>	<b>Rep</b>	<b>Incumbent</b>	<b>100</b>

<b>Polk</b> Population 430,640			
Candidate	Party	Status	Vote Percent
<b>J. Sarcone</b>	<b>Dem</b>	<b>Incumbent</b>	<b>100</b>

<b>Pottawattamie</b> Population 93,158			
Candidate	Party	Status	Vote Percent
<b>M. Wilber</b>	<b>Rep</b>	<b>Incumbent</b>	<b>98.59</b>

<b>Poweshiek</b> Population 18,914			
<b>General Election</b>			
Candidate	Party	Status	Vote Percent
C. Follette	Rep	Challenger	49.11
<b>R. Petig</b>	<b>Dem</b>	<b>Incumbent</b>	<b>50.89</b>

<b>Ringgold</b> Population 5,131			
Candidate	Party	Status	Vote Percent
<b>C. Spurrier</b>	<b>Rep</b>	<b>Incumbent</b>	<b>98.98</b>

<b>Sac</b> Population 10,350			
Candidate	Party	Status	Vote Percent
<b>B. Smith</b>	<b>Rep</b>	<b>Incumbent</b>	<b>100</b>

<b>Scott</b> Population 165,224			
Candidate	Party	Status	Vote Percent
<b>M. Walton</b>	<b>Dem</b>	<b>Incumbent</b>	<b>97.81</b>

<b>Shelby</b> Population 12,167			
Candidate	Party	Status	Vote Percent
<b>M. Gross</b>	<b>Dem</b>	<b>Incumbent</b>	<b>98.91</b>

Sioux Population 33,704			
Candidate	Party	Status	Vote Percent
<b>T. Kunstle</b>	<b>Rep</b>	<b>Incumbent</b>	<b>99.61</b>

Story Population 89,542			
Primary Election			
Candidate	Party	Status	Vote Percent
T. Eason	Rep	Challenger	38.87
<b>S. Howell</b>	<b>Rep</b>	<b>Challenger</b>	<b>60.86</b>
General Election			
<b>S. Holmes</b>	<b>Dem</b>	<b>Incumbent</b>	<b>52.29</b>
S. Howell	Rep	Challenger	47.55

Tama Population 17,767			
Candidate	Party	Status	Vote Percent
<b>B. Heeren</b>	<b>Rep</b>	<b>Incumbent</b>	<b>97.14</b>

Taylor Population 6,317			
Candidate	Party	Status	Vote Percent
<b>C. Spurrier</b>	<b>Rep</b>	<b>Incumbent</b>	<b>99.40</b>

Union Population 12,534			
Candidate	Party	Status	Vote Percent
<b>T. Kenyon</b>	<b>Rep</b>	<b>Incumbent</b>	<b>97.62</b>

Van Buren Population 7,570			
General Election			
Candidate	Party	Status	Vote Percent
<b>C. Miller</b>	<b>Rep</b>	<b>Incumbent</b>	<b>47.07</b>
A. Watkins	Ind	Challenger	52.82

Wapello Population 35,625			
Candidate	Party	Status	Vote Percent
<b>G. Oldenburger</b>	<b>Dem</b>	<b>Open Seat</b>	<b>98.13</b>

Warren Population 46,225			
Candidate	Party	Status	Vote Percent
<b>J. Criswell</b>	<b>Rep</b>	<b>Incumbent</b>	<b>99.08</b>

<b>Washington</b>			
Population 21,704			
<b>Primary Election</b>			
Candidate	Party	Status	Vote Percent
L. Brock	Rep	Incumbent	25.75
<b>S. Showers</b>	<b>Rep</b>	<b>Challenger</b>	<b>73.81</b>
<b>General Election</b>			
B. Edmondson	Dem	Challenger	42.07
<b>S. Showers</b>	<b>Rep</b>	<b>Challenger</b>	<b>57.72</b>

<b>Wayne</b>			
Population 6,403			
Candidate	Party	Status	Vote Percent
<b>A. Wilson</b>	<b>Rep</b>	<b>Incumbent</b>	<b>99.41</b>

<b>Webster*</b>			
Population 38,013			
<b>Primary Election</b>			
Candidate	Party	Status	Vote Percent
<b>C. Coleman</b>	<b>Dem</b>	<b>Incumbent</b>	<b>98.24</b>
<b>General Election</b>			
<b>J. Benson</b>	<b>Dem</b>	<b>Challenger</b>	<b>56.36</b>
J. McCarville	Rep	Challenger	43.53

<b>Winnebago</b>			
Population 10,866			
Candidate	Party	Status	Vote Percent
<b>A. Sauer</b>	<b>Rep</b>	<b>Incumbent</b>	<b>99.24</b>

<b>Winneshiek</b>			
Population 21,056			
Candidate	Party	Status	Vote Percent
<b>A. Van Der Maaten</b>	<b>Rep</b>	<b>Incumbent</b>	<b>99.32</b>

<b>Woodbury</b>			
Population 102,172			
Candidate	Party	Status	Vote Percent
<b>P. Jennings</b>	<b>Dem</b>	<b>Incumbent</b>	<b>96.61</b>

---

\* Incumbent C. Coleman ran unopposed during the primary but resigned before the general election. J. Benson and J. McCarville were nominated for the general election by the county Democratic and Republican conventions.

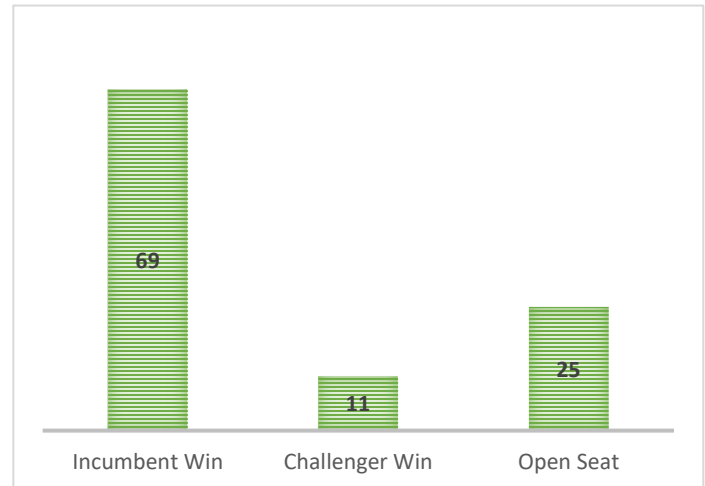
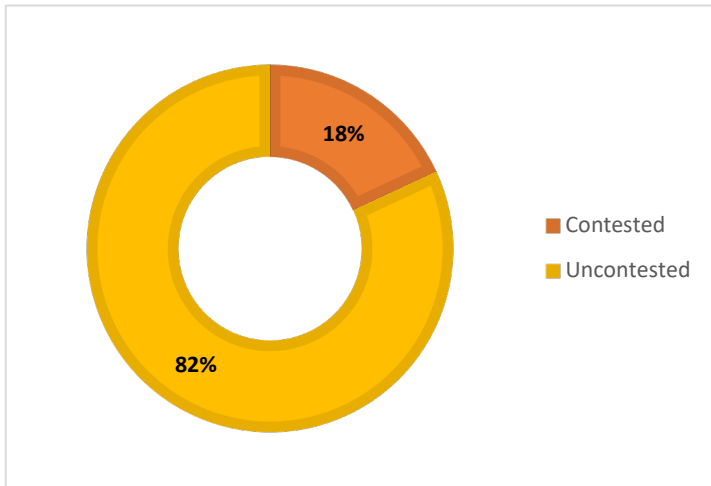
<b>Worth</b>			
Population 7,598			
<b>General Election</b>			
Candidate	Party	Status	Vote Percent
<b>J. Greve</b>	<b>Rep</b>	<b>Incumbent</b>	<b>61.66</b>
C. Belville	Ind	Challenger	38.17

<b>Wright</b>			
Population 13,229			
Candidate	Party	Status	Vote Percent
<b>E. Simonson</b>	<b>Rep</b>	<b>Incumbent</b>	<b>100</b>



## Kansas

Kansas elects 105 local prosecutors in partisan elections. Six of these elected prosecutors are called district attorneys, and the rest are called county attorneys. The prosecutors serve four year terms, and they preside over a single county. The data in this report comes from elections held in 2016.



### District Overview

Allen Population 13,371			
Primary Election			
Candidate	Party	Status	Vote Percent
<b>J. Hathaway</b>	<b>Rep</b>	<b>Incumbent</b>	<b>52.21</b>
L. Thuston	Rep	Challenger	47.79

Anderson Population 8,102			
Candidate	Party	Status	Vote Percent
<b>B. Jones</b>	<b>Rep</b>	<b>Incumbent</b>	<b>100</b>

Atchison Population 16,924			
Candidate	Party	Status	Vote Percent
<b>G. Kuckelman</b>	<b>Rep</b>	<b>Incumbent</b>	<b>100</b>

Barber Population 4,861			
Candidate	Party	Status	Vote Percent
<b>G. Wood</b>	<b>NP</b>	<b>Open Seat</b>	<b>100</b>

<b>Barton</b> Population 27,674			
Candidate	Party	Status	Vote Percent
<b>A. Mellor</b>	<b>Rep</b>	<b>Open Seat</b>	<b>99.66</b>

<b>Bourbon</b> Population 15,173			
Candidate	Party	Status	Vote Percent
<b>J. Meeks</b>	<b>Rep</b>	<b>Incumbent</b>	<b>100</b>

<b>Brown</b> Population 9,984			
Candidate	Party	Status	Vote Percent
<b>K. Hill</b>	<b>Rep</b>	<b>Incumbent</b>	<b>97.27</b>

<b>Butler</b> Population 65,880			
Candidate	Party	Status	Vote Percent
<b>D. Devinney</b>	<b>Rep</b>	<b>Incumbent</b>	<b>100</b>

<b>Chase</b> Population 2,790			
Candidate	Party	Status	Vote Percent
<b>W. Halvorsen</b>	<b>Rep</b>	<b>Incumbent</b>	<b>100</b>

<b>Chautauqua</b> Population 3,669			
<b>Primary Election</b>			
Candidate	Party	Status	Vote Percent
<b>R. Ritthaler</b>	<b>Rep</b>	<b>Challenger</b>	<b>52.77</b>
L. Markle	Rep	Incumbent	47.22

<b>Cherokee</b> Population 21,603			
Candidate	Party	Status	Vote Percent
<b>J. Conard</b>	<b>Rep</b>	<b>Open Seat</b>	<b>97.87</b>

<b>Cheyenne</b> Population 2,726			
Candidate	Party	Status	Vote Percent
<b>N. Romine</b>	<b>Rep</b>	<b>Open Seat</b>	<b>100</b>

<b>Clark</b> Population 2,215			
<b>Primary Election</b>			
Candidate	Party	Status	Vote Percent
<b>A. Kuhns</b>	<b>Rep</b>	<b>Incumbent</b>	<b>54.39</b>
L. Lewis	Rep	Challenger	45.61

Clay Population 8,535			
Candidate	Party	Status	Vote Percent
<b>R. James</b>	<b>Rep</b>	<b>Incumbent</b>	<b>96.7</b>

Cloud Population 9,533			
Candidate	Party	Status	Vote Percent
<b>R. Walsh</b>	<b>Dem</b>	<b>Incumbent</b>	<b>100</b>

Coffey Population 8,601			
Candidate	Party	Status	Vote Percent
<b>C. Phelan</b>	<b>Rep</b>	<b>Open Seat</b>	<b>99.46</b>

Comanche* Population 1,891			
Candidate	Party	Status	Vote Percent
<b>A. Kuhns</b>	<b>Rep</b>	<b>Open Seat</b>	<b>N/A</b>

Cowley Population 36,311			
Primary Election			
Candidate	Party	Status	Vote Percent
J. Albin	Rep	Open Seat	10.79
<b>L. Schwartz</b>	<b>Rep</b>	<b>Open Seat</b>	<b>55.29</b>
M. Wilson	Rep	Open Seat	33.9

Crawford Population 39,134			
Candidate	Party	Status	Vote Percent
<b>M. Gayoso, Jr.</b>	<b>Rep</b>	<b>Incumbent</b>	<b>97.06</b>

Decatur Population 2,961			
Candidate	Party	Status	Vote Percent
<b>S. Hirsch</b>	<b>Rep</b>	<b>Incumbent</b>	<b>100</b>

Dickinson Population 19,754			
Candidate	Party	Status	Vote Percent
<b>A. Purvis</b>	<b>Rep</b>	<b>Open Seat</b>	<b>100</b>

Doniphan Population 7,945			
Candidate	Party	Status	Vote Percent
<b>C. Baskins</b>	<b>Rep</b>	<b>Incumbent</b>	<b>100</b>

---

\* Unable to obtain election results from county clerk.

<b>Douglas</b> Population 110,826			
Candidate	Party	Status	Vote Percent
<b>C. Branson</b>	<b>Dem</b>	<b>Incumbent</b>	<b>97.73</b>

<b>Edwards</b> Population 3,037			
Candidate	Party	Status	Vote Percent
<b>M. Frame</b>	<b>Dem</b>	<b>Incumbent</b>	<b>95.9</b>

<b>Elk</b> Population 2,882			
Candidate	Party	Status	Vote Percent
<b>J. Lee</b>	<b>Rep</b>	<b>Incumbent</b>	<b>100</b>

<b>Ellis</b> Population 28,452			
Candidate	Party	Status	Vote Percent
<b>T. Drees</b>	<b>Dem</b>	<b>Incumbent</b>	<b>97.99</b>

<b>Ellsworth</b> Population 6,497			
<b>Primary Election</b>			
Candidate	Party	Status	Vote Percent
J. Shepack	Rep	Incumbent	16.67
<b>S. Robson</b>	<b>Rep</b>	<b>Challenger</b>	<b>83.33</b>

<b>Finney</b> Population 36,776			
Candidate	Party	Status	Vote Percent
<b>S. Richmeier</b>	<b>Rep</b>	<b>Incumbent</b>	<b>95.59</b>

<b>Ford</b> Population 33,848			
<b>Primary Election</b>			
Candidate	Party	Status	Vote Percent
<b>K. Salzman</b>	<b>Rep</b>	<b>Challenger</b>	<b>54.76</b>
N. Randall	Rep	Incumbent	45.23

<b>Franklin</b> Population 25,992			
Candidate	Party	Status	Vote Percent
<b>S. Hunting</b>	<b>Rep</b>	<b>Incumbent</b>	<b>98.24</b>

<b>Geary</b> Population 34,362			
<b>General Election</b>			
Candidate	Party	Status	Vote Percent
C. Biggs	Dem	Open Seat	48.62
<b>K. Blaisdell</b>	<b>Rep</b>	<b>Open Seat</b>	<b>51.37</b>

<b>Gove</b> Population 2,695			
<b>Primary Election</b>			
Candidate	Party	Status	Vote Percent
<b>M. Schmeidler</b>	<b>NP</b>	<b>Incumbent</b>	<b>50.13</b>
S. Hirsch	NP	Challenger	49.86

<b>Graham</b> Population 2,597			
<b>General Election</b>			
Candidate	Party	Status	Vote Percent
<b>J. Elliott</b>	<b>Rep</b>	<b>Challenger</b>	<b>99.5</b>
T. Potter	Rep	Incumbent	0.49

<b>Grant</b> Population 7,829			
Candidate	Party	Status	Vote Percent
<b>J. Akers</b>	<b>Rep</b>	<b>Incumbent</b>	<b>100</b>

<b>Gray</b> Population 6,006			
Candidate	Party	Status	Vote Percent
<b>C. Campbell</b>	<b>Rep</b>	<b>Incumbent</b>	<b>100</b>

<b>Greeley</b> Population 1,247			
Candidate	Party	Status	Vote Percent
<b>C. Moser</b>	<b>Rep</b>	<b>Incumbent</b>	<b>100</b>

<b>Greenwood</b> Population 6,689			
Candidate	Party	Status	Vote Percent
<b>J. Lee</b>	<b>Rep</b>	<b>Incumbent</b>	<b>96.26</b>

<b>Hamilton</b> Population 2,690			
Candidate	Party	Status	Vote Percent
<b>R. Gale</b>	<b>Dem</b>	<b>Incumbent</b>	<b>100</b>

<b>Harper</b> Population 6,034			
Candidate	Party	Status	Vote Percent
<b>M. Grimmer</b>	<b>Rep</b>	<b>Open Seat</b>	<b>100</b>

<b>Harvey</b> Population 34,684			
Candidate	Party	Status	Vote Percent
<b>D. Yoder</b>	<b>Rep</b>	<b>Incumbent</b>	<b>98.27</b>

<b>Haskell</b> Population 4,256			
Candidate	Party	Status	Vote Percent
<b>L. Koehn</b>	<b>Rep</b>	<b>Incumbent</b>	<b>100</b>

<b>Hodgeman</b> Population 1,916			
Candidate	Party	Status	Vote Percent
<b>M. Cowell</b>	<b>Rep</b>	<b>Incumbent</b>	<b>100</b>

<b>Jackson</b> Population 13,462			
Candidate	Party	Status	Vote Percent
<b>S. Miller</b>	<b>Rep</b>	<b>Incumbent</b>	<b>100</b>

<b>Jefferson</b> Population 19,126			
<b>Primary Election</b>			
Candidate	Party	Status	Vote Percent
<b>J. Ney</b>	<b>Rep</b>	<b>Challenger</b>	<b>65.22</b>
J. Belveal	Rep	Incumbent	34.78
<b>General Election</b>			
<b>J. Ney</b>	<b>Rep</b>	<b>Challenger</b>	<b>69.97</b>
J. Smith	Dem	Challenger	29.89

<b>Jewell</b> Population 3,077			
Candidate	Party	Status	Vote Percent
<b>D. Miller</b>	<b>Rep</b>	<b>Incumbent</b>	<b>100</b>

<b>Johnson</b> Population 544,179			
Candidate	Party	Status	Vote Percent
<b>S. Howe</b>	<b>Rep</b>	<b>Incumbent</b>	<b>98.51</b>

<b>Kearny</b> Population 3,977			
Candidate	Party	Status	Vote Percent
<b>K. Estes</b>	<b>Rep</b>	<b>Open Seat</b>	<b>100</b>

Kingman Population 7,858			
Candidate	Party	Status	Vote Percent
<b>M. Ricke</b>	<b>Rep</b>	<b>Incumbent</b>	<b>100</b>

Kiowa Population 2,553			
Candidate	Party	Status	Vote Percent
<b>J. James</b>	<b>Rep</b>	<b>Incumbent</b>	<b>98.69</b>

Labette Population 21,607			
Candidate	Party	Status	Vote Percent
<b>S. Jones</b>	<b>Rep</b>	<b>Incumbent</b>	<b>100</b>

Lane Population 1,750			
Candidate	Party	Status	Vote Percent
<b>D. Pike</b>	<b>Ind</b>	<b>Incumbent</b>	<b>100</b>

Leavenworth Population 76,227			
Candidate	Party	Status	Vote Percent
<b>T. Thompson</b>	<b>Rep</b>	<b>Incumbent</b>	<b>100</b>

Lincoln Population 3,241			
Candidate	Party	Status	Vote Percent
<b>J. O'Hare</b>	<b>Rep</b>	<b>Incumbent</b>	<b>100</b>

Linn Population 9,656			
Primary Election			
Candidate	Party	Status	Vote Percent
<b>J. Brun</b>	<b>Rep</b>	<b>Challenger</b>	<b>64.55</b>
J. Sutherland	Rep	Incumbent	35.44

Logan Population 2,756			
Primary Election			
Candidate	Party	Status	Vote Percent
<b>C. Uhrich</b>	<b>Rep</b>	<b>Challenger</b>	<b>73.74</b>
M. Mahoney	Rep	Incumbent	26.25

Lyon Population 33,690			
Candidate	Party	Status	Vote Percent
<b>M. Goodman</b>	<b>Rep</b>	<b>Incumbent</b>	<b>99.06</b>

Marion Population 12,660			
Candidate	Party	Status	Vote Percent
<b>C. Boehm</b>	<b>Rep</b>	<b>Open Seat</b>	<b>99.59</b>

Marshall Population 10,117			
Candidate	Party	Status	Vote Percent
<b>L. Johnson-McNish</b>	<b>Rep</b>	<b>Incumbent</b>	<b>98.16</b>

McPherson Population 29,180			
Candidate	Party	Status	Vote Percent
<b>T. Parkins</b>	<b>Rep</b>	<b>Incumbent</b>	<b>98.94</b>

Meade Population 4,575			
Candidate	Party	Status	Vote Percent
<b>L. Lewis</b>	<b>Rep</b>	<b>Incumbent</b>	<b>98.3</b>

Miami Population 32,787			
Candidate	Party	Status	Vote Percent
<b>E. Sweeney-Reeder</b>	<b>Rep</b>	<b>Incumbent</b>	<b>99.23</b>

Mitchell Population 6,373			
Candidate	Party	Status	Vote Percent
<b>M. Noah</b>	<b>Ind</b>	<b>Incumbent</b>	<b>100</b>

Montgomery Population 35,471			
Candidate	Party	Status	Vote Percent
<b>L. Markle</b>	<b>Rep</b>	<b>Incumbent</b>	<b>100</b>

Morris Population 5,923			
Candidate	Party	Status	Vote Percent
<b>L. Allen</b>	<b>Rep</b>	<b>Incumbent</b>	<b>100</b>



<b>Morton</b> Population 3,233			
Candidate	Party	Status	Vote Percent
<b>E. Witcher</b>	<b>Rep</b>	<b>Incumbent</b>	<b>97.09</b>

<b>Nemaha</b> Population 10,178			
Candidate	Party	Status	Vote Percent
<b>B. Lippert</b>	<b>Rep</b>	<b>Incumbent</b>	<b>100</b>

<b>Neosho</b> Population 16,512			
Candidate	Party	Status	Vote Percent
<b>L. Thuston</b>	<b>Rep</b>	<b>Incumbent</b>	<b>100</b>

<b>Ness</b> Population 3,107			
Candidate	Party	Status	Vote Percent
<b>K. Salzman</b>	<b>Rep</b>	<b>Open Seat</b>	<b>100</b>

<b>Norton</b> Population 5,671			
Candidate	Party	Status	Vote Percent
<b>M. Schoen</b>	<b>Rep</b>	<b>Open Seat</b>	<b>100</b>

<b>Osage*</b> Population 16,295			
Candidate	Party	Status	Vote Percent
<b>B. Jones</b>	<b>Rep</b>	<b>Incumbent</b>	<b>N/A</b>

<b>Osborne</b> Population 3,858			
Candidate	Party	Status	Vote Percent
<b>P. Gregory</b>	<b>Rep</b>	<b>Incumbent</b>	<b>99.3</b>

<b>Ottawa</b> Population 6,091			
Candidate	Party	Status	Vote Percent
<b>J. Parks</b>	<b>Rep</b>	<b>Open Seat</b>	<b>100</b>

<b>Pawnee</b> Population 6,973			
<b>Primary Election</b>			
Candidate	Party	Status	Vote Percent
<b>D. McNett</b>	<b>Rep</b>	<b>Challenger</b>	<b>64.91</b>
J. Settle	Rep	Incumbent	35.09

---

\* Unable to obtain election results from county clerk.

<b>Phillips</b> Population 5,642			
Candidate	Party	Status	Vote Percent
<b>M. Schoen</b>	<b>Rep</b>	<b>Open Seat</b>	<b>98.7</b>

<b>Pottawatomie</b> Population 21,604			
Candidate	Party	Status	Vote Percent
<b>S. Shuck</b>	<b>Rep</b>	<b>Incumbent</b>	<b>100</b>

<b>Pratt</b> Population 9,656			
<b>Primary Election</b>			
Candidate	Party	Status	Vote Percent
<b>T. Beverlin</b>	<b>Rep</b>	<b>Open Seat</b>	<b>60.6</b>
C. Lattin	Rep	Open Seat	19.7
T. Black	Rep	Open Seat	19.7

<b>Rawlins</b> Population 2,519			
<b>Primary Election</b>			
Candidate	Party	Status	Vote Percent
<b>C. Peckham</b>	<b>Rep</b>	<b>Challenger</b>	<b>29.2</b>
H. Beums	Rep	Challenger	16.1
J. Kling	Rep	Challenger	3.0
C. Rohr	Rep	Incumbent	17.4
A. Shelton	Rep	Challenger	5.2

<b>Reno</b> Population 64,511			
Candidate	Party	Status	Vote Percent
<b>K. Schroeder</b>	<b>Rep</b>	<b>Incumbent</b>	<b>98.48</b>

<b>Republic</b> Population 4,980			
Candidate	Party	Status	Vote Percent
<b>M. James</b>	<b>Rep</b>	<b>Incumbent</b>	<b>98.2</b>

<b>Rice</b> Population 10,083			
Candidate	Party	Status	Vote Percent
<b>S. McPherson</b>	<b>Rep</b>	<b>Incumbent</b>	<b>100</b>

<b>Riley</b> Population 71,115			
Candidate	Party	Status	Vote Percent
<b>B. Wilkerson</b>	<b>Rep</b>	<b>Incumbent</b>	<b>98.76</b>

<b>Rooks</b> Population 5,181			
Candidate	Party	Status	Vote Percent
<b>D. Muir</b>	<b>NP</b>	<b>Open Seat</b>	<b>100</b>

<b>Rush</b> Population 3,307			
Candidate	Party	Status	Vote Percent
<b>T. Rues</b>	<b>Dem</b>	<b>Incumbent</b>	<b>100</b>

<b>Russell</b> Population 6,970			
Candidate	Party	Status	Vote Percent
<b>D. Krug</b>	<b>Rep</b>	<b>Incumbent</b>	<b>98.3</b>

<b>Saline</b> Population 55,606			
Candidate	Party	Status	Vote Percent
<b>E. Mitchell</b>	<b>Rep</b>	<b>Incumbent</b>	<b>100</b>

<b>Scott</b> Population 4,936			
Candidate	Party	Status	Vote Percent
<b>R. Faurot</b>	<b>Rep</b>	<b>Incumbent</b>	<b>100</b>

<b>Sedgwick</b> Population 498,365			
Candidate	Party	Status	Vote Percent
<b>M. Bennett</b>	<b>Rep</b>	<b>Incumbent</b>	<b>100</b>

<b>Seward</b> Population 22,952			
Candidate	Party	Status	Vote Percent
<b>R. Hasenbank</b>	<b>Rep</b>	<b>Open Seat</b>	<b>98.98</b>

<b>Shawnee</b> Population 177,934			
<b>Primary Election</b>			
Candidate	Party	Status	Vote Percent
<b>M. Kagay</b>	<b>Rep</b>	<b>Open Seat</b>	<b>54.53</b>
K. Wittman	Rep	Open Seat	31.54
K. Umbehr	Rep	Open Seat	13.92

<b>Sheridan</b> Population 2,556			
Candidate	Party	Status	Vote Percent
<b>J. Pratt</b>	<b>Rep</b>	<b>Open Seat</b>	<b>96.2</b>

Sherman Population 6,010			
Candidate	Party	Status	Vote Percent
<b>C. Moser</b>	<b>Rep</b>	<b>Incumbent</b>	<b>99.03</b>

Smith Population 3,853			
Candidate	Party	Status	Vote Percent
<b>T. Owen</b>	<b>Rep</b>	<b>Incumbent</b>	<b>98.1</b>

Stafford Population 4,437			
Candidate	Party	Status	Vote Percent
<b>M. Robinson</b>	<b>Rep</b>	<b>Open Seat</b>	<b>100</b>

Stanton Population 2,235			
Candidate	Party	Status	Vote Percent
<b>D. Black</b>	<b>Rep</b>	<b>Incumbent</b>	<b>100</b>

Stevens Population 5,724			
Candidate	Party	Status	Vote Percent
<b>P. Kitzke</b>	<b>Rep</b>	<b>Incumbent</b>	<b>100</b>

Sumner Population 24,132			
Candidate	Party	Status	Vote Percent
<b>K. Spencer</b>	<b>Rep</b>	<b>Incumbent</b>	<b>100</b>

Thomas Population 7,900			
Primary Election			
Candidate	Party	Status	Vote Percent
<b>R. Lamm</b>	<b>Rep</b>	<b>Open Seat</b>	<b>85.89</b>
M. Mahoney	Rep	Open Seat	14.11

Trego Population 3,001			
Candidate	Party	Status	Vote Percent
<b>C. Lyon</b>	<b>Rep</b>	<b>Open Seat</b>	<b>99.8</b>

Wabaunsee Population 7,053			
Candidate	Party	Status	Vote Percent
<b>T. Liesmann</b>	<b>Rep</b>	<b>Open Seat</b>	<b>99.3</b>

Wallace Population 1,485			
Candidate	Party	Status	Vote Percent
<b>C. Moser</b>	<b>Rep</b>	<b>Incumbent</b>	<b>100</b>

Washington Population 5,799			
Candidate	Party	Status	Vote Percent
<b>E. Hiltgen</b>	<b>Rep</b>	<b>Incumbent</b>	<b>100</b>

Wichita Population 2,234			
Candidate	Party	Status	Vote Percent
<b>L. Lewis</b>	<b>Rep</b>	<b>Incumbent</b>	<b>99.7</b>

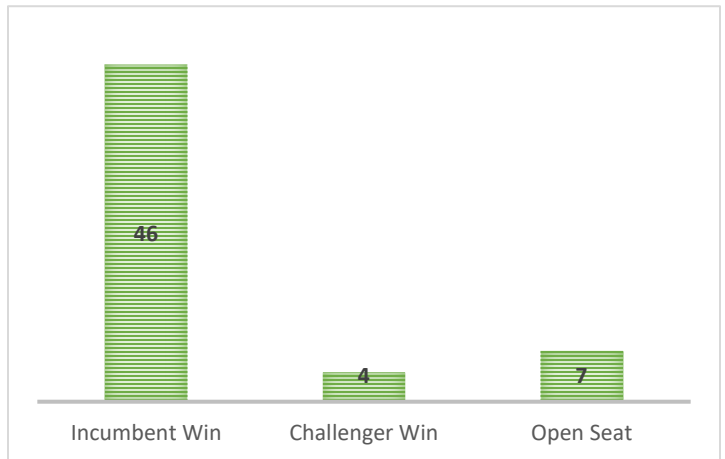
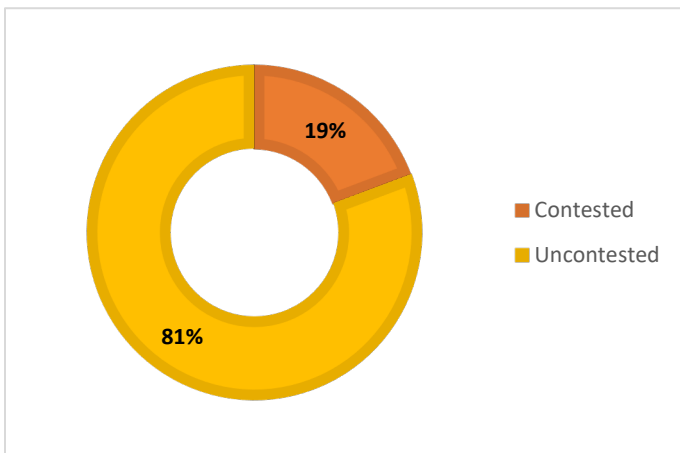
Wilson Population 9,409			
Primary Election			
Candidate	Party	Status	Vote Percent
<b>K. Thompson</b>	<b>Rep</b>	<b>Challenger</b>	<b>54.9</b>
J. Chard	Rep	Incumbent	45.1

Woodson Population 3,309			
Candidate	Party	Status	Vote Percent
<b>Z. Schlotterbeck</b>	<b>Rep</b>	<b>Incumbent</b>	<b>100</b>

Wyandotte Population 157,505			
Primary Election			
Candidate	Party	Status	Vote Percent
<b>M. Dupree, Sr.</b>	<b>Dem</b>	<b>Challenger</b>	<b>59.6</b>
J. Gorman	Dem	Incumbent	40.3

# Kentucky

Kentucky elects 57 commonwealth's attorneys in partisan elections. The commonwealth attorneys serve six year terms, and they preside over multi-county districts. Kentucky does not require unopposed candidates to appear on the ballot in the primary election. The data in this report comes from the 2012 election.



## District Overview

District 1			
Population 25,068			
Candidate	Party	Status	Vote Percent
<b>M. Stacy</b>	<b>Dem</b>	<b>Incumbent</b>	<b>100</b>

District 2			
Population 65,565			
Candidate	Party	Status	Vote Percent
<b>D. Boaz</b>	<b>Dem</b>	<b>Incumbent</b>	<b>100</b>

District 3			
Population 73,955			
Candidate	Party	Status	Vote Percent
<b>P. Pryor</b>	<b>Dem</b>	<b>Incumbent</b>	<b>100</b>

District 4			
Population 46,920			
Candidate	Party	Status	Vote Percent
<b>D. Massamore</b>	<b>Dem</b>	<b>Incumbent</b>	<b>100</b>

District 5			
Population 37,943			
Candidate	Party	Status	Vote Percent
<b>Z. Greenwell</b>	<b>Dem</b>	<b>Incumbent</b>	<b>100</b>

<b>District 6</b> Population 96,656			
Candidate	Party	Status	Vote Percent
<b>B. Kuegel</b>	<b>Dem</b>	<b>Incumbent</b>	<b>100</b>

<b>District 7</b> Population 39,295			
Candidate	Party	Status	Vote Percent
<b>J. Guiling</b>	<b>Dem</b>	<b>Incumbent</b>	<b>100</b>

<b>District 8</b> Population 113,792			
Candidate	Party	Status	Vote Percent
<b>C. Cohron</b>	<b>Dem</b>	<b>Incumbent</b>	<b>100</b>

<b>District 9</b> Population 105,543			
Candidate	Party	Status	Vote Percent
<b>S. Young</b>	<b>Dem</b>	<b>Incumbent</b>	<b>100</b>

<b>District 10</b> Population 75,829			
Candidate	Party	Status	Vote Percent
<b>T. Geoghegan</b>	<b>Dem</b>	<b>Incumbent</b>	<b>100</b>

<b>District 11</b> Population 67,307			
Candidate	Party	Status	Vote Percent
<b>S. Miller</b>	<b>Dem</b>	<b>Open Seat</b>	<b>100</b>

<b>District 12</b> Population 84,541			
<b>Primary Election</b>			
Candidate	Party	Status	Vote Percent
<b>C. Baxter</b>	<b>Rep</b>	<b>Open Seat</b>	<b>62.87</b>
J. Shaughnessy	Rep	Open Seat	37.13
<b>General Election</b>			
<b>C. Baxter</b>	<b>Rep</b>	<b>Open Seat</b>	<b>67.40</b>
W. Carter	Dem	Open Seat	32.60

<b>District 13</b> Population 65,498			
Candidate	Party	Status	Vote Percent
<b>T. Lockridge</b>	<b>Dem</b>	<b>Incumbent</b>	<b>100</b>

<b>District 14</b> Population 92,097			
Candidate	Party	Status	Vote Percent
<b>G. Shaw</b>	<b>Dem</b>	<b>Incumbent</b>	<b>100</b>

District 15			
Population 46,314			
Candidate	Party	Status	Vote Percent
<b>J. Crawford</b>	<b>Dem</b>	<b>Incumbent</b>	<b>100</b>

District 16			
Population 159,720			
Candidate	Party	Status	Vote Percent
<b>R. Sanders</b>	<b>Rep</b>	<b>Incumbent</b>	<b>100</b>

District 17			
Population 90,336			
Candidate	Party	Status	Vote Percent
<b>M. Snodgrass</b>	<b>Dem</b>	<b>Incumbent</b>	<b>100</b>

District 18			
Population 43,140			
Candidate	Party	Status	Vote Percent
<b>D. Miller</b>	<b>Dem</b>	<b>Incumbent</b>	<b>100</b>

District 19			
Population 40,326			
Candidate	Party	Status	Vote Percent
<b>J. Clarke</b>	<b>Dem</b>	<b>Open Seat</b>	<b>100</b>

District 20			
Population 50,780			
Candidate	Party	Status	Vote Percent
<b>M. Leonhart</b>	<b>Dem</b>	<b>Open Seat</b>	<b>100</b>

District 21			
Population 67,729			
Primary Election			
Candidate	Party	Status	Vote Percent
<b>R. Goldy Jr.</b>	<b>Dem</b>	<b>Open Seat</b>	<b>45.13</b>
C. Rose	Dem	Open Seat	36.26
G. Adkins	Dem	Open Seat	22.61

District 22			
Population 295,803			
Candidate	Party	Status	Vote Percent
<b>R. Larson</b>	<b>Dem</b>	<b>Incumbent</b>	<b>100</b>

District 23			
Population 27,314			
Candidate	Party	Status	Vote Percent
<b>H. Combs</b>	<b>Rep</b>	<b>Incumbent</b>	<b>100</b>



<b>District 24</b>			
Population 52,145			
<b>Primary Election</b>			
Candidate	Party	Status	Vote Percent
<b>A. Melvin</b>	<b>Rep</b>	<b>Incumbent</b>	<b>54.88</b>
M. Hogan	Rep	Challenger	45.12

<b>District 25</b>			
Population 118,529			
Candidate	Party	Status	Vote Percent
<b>D. Smith</b>	<b>Dem</b>	<b>Incumbent</b>	<b>100</b>

<b>District 26</b>			
Population 29,278			
<b>Primary Election</b>			
Candidate	Party	Status	Vote Percent
<b>S. Boggs</b>	<b>Dem</b>	<b>Challenger</b>	<b>59.88</b>
H. Johnson	Dem	Incumbent	36.46
T. Jackson	Dem	Challenger	3.65

<b>District 27</b>			
Population 90,732			
Candidate	Party	Status	Vote Percent
<b>J. Steele Jr.</b>	<b>Rep</b>	<b>Incumbent</b>	<b>100</b>

<b>District 28</b>			
Population 104,861			
Candidate	Party	Status	Vote Percent
<b>E. Montgomery</b>	<b>Rep</b>	<b>Incumbent</b>	<b>100</b>

<b>District 29</b>			
Population 34,611			
Candidate	Party	Status	Vote Percent
<b>G. Williams</b>	<b>Rep</b>	<b>Open Seat</b>	<b>100</b>

<b>District 30</b>			
Population 741,096			
<b>Primary Election</b>			
Candidate	Party	Status	Vote Percent
<b>T. Wine</b>	<b>Dem</b>	<b>Open Seat</b>	<b>32.32</b>
T. Van De Rostyne	Dem	Open Seat	14.89
C. Cobb	Dem	Open Seat	26.90
S. Ryan	Dem	Open Seat	25.88

<b>District 31</b>			
Population 39,451			
Candidate	Party	Status	Vote Percent
<b>A. Turner</b>	<b>Dem</b>	<b>Incumbent</b>	<b>100</b>

<b>District 32</b>			
Population 49,542			
<b>Primary Election</b>			
Candidate	Party	Status	Vote Percent
<b>D. Justice</b>	<b>Dem</b>	<b>Incumbent</b>	<b>59.25</b>
R. Hall	Dem	Challenger	40.75

<b>District 33</b>			
Population 28,712			
<b>Primary Election</b>			
Candidate	Party	Status	Vote Percent
<b>T. Reed</b>	<b>Dem</b>	<b>Incumbent</b>	<b>64.81</b>
C. Paul	Dem	Challenger	35.19
<b>General Election</b>			
<b>J. Hansen</b>	<b>Rep</b>	<b>Challenger</b>	<b>50.50</b>
T. Reed	Dem	Incumbent	49.50

<b>District 34</b>			
Population 53,943			
Candidate	Party	Status	Vote Percent
<b>A. Trimble</b>	<b>Rep</b>	<b>Incumbent</b>	<b>100</b>

<b>District 35</b>			
Population 65,024			
Candidate	Party	Status	Vote Percent
<b>R. Bartley</b>	<b>Dem</b>	<b>Incumbent</b>	<b>100</b>

<b>District 36</b>			
Population 29,679			
Candidate	Party	Status	Vote Percent
<b>G. Martin</b>	<b>Dem</b>	<b>Incumbent</b>	<b>100</b>

<b>District 37</b>			
Population 47,932			
<b>Primary Election</b>			
Candidate	Party	Status	Vote Percent
<b>D.B. Ison</b>	<b>Dem</b>	<b>Challenger</b>	<b>55.80</b>
G. Conn	Dem	Incumbent	44.20

<b>District 38</b>			
Population 57,258			
Candidate	Party	Status	Vote Percent
<b>T. Coleman</b>	<b>Rep</b>	<b>Incumbent</b>	<b>100</b>

<b>District 39</b>			
Population 33,846			
Candidate	Party	Status	Vote Percent
<b>D. Herald</b>	<b>Dem</b>	<b>Incumbent</b>	<b>100</b>

<b>District 40</b>			
Population 28,091			
Candidate	Party	Status	Vote Percent
<b>J. Stockton Jr</b>	<b>Rep</b>	<b>Incumbent</b>	<b>100</b>

<b>District 41</b>			
Population 46,534			
Candidate	Party	Status	Vote Percent
<b>G. Gregory</b>	<b>Rep</b>	<b>Incumbent</b>	<b>100</b>

<b>District 42</b>			
Population 68,639			
Candidate	Party	Status	Vote Percent
<b>C. Blankenship</b>	<b>Dem</b>	<b>Incumbent</b>	<b>100</b>

<b>District 43</b>			
Population 52,272			
<b>Primary Election</b>			
Candidate	Party	Status	Vote Percent
<b>J. Gardner</b>	<b>Dem</b>	<b>Challenger</b>	<b>66.78</b>
K. Davis	Dem	Incumbent	33.22

<b>District 44</b>			
Population 28,691			
Candidate	Party	Status	Vote Percent
<b>K. Blondell</b>	<b>Rep</b>	<b>Incumbent</b>	<b>100</b>

<b>District 45</b>			
Population 41,030			
Candidate	Party	Status	Vote Percent
<b>R. Vick</b>	<b>Dem</b>	<b>Incumbent</b>	<b>100</b>

<b>District 46</b>			
Population 74,407			
Candidate	Party	Status	Vote Percent
<b>D. Williams</b>	<b>Rep</b>	<b>Incumbent</b>	<b>100</b>

<b>District 47</b>			
Population 24,519			
<b>General Election</b>			
Candidate	Party	Status	Vote Percent
<b>E. Banks II</b>	<b>Rep</b>	<b>Incumbent</b>	<b>68.07</b>
F. Riley	Dem	Challenger	31.93

<b>District 48</b>			
Population 49,285			
Candidate	Party	Status	Vote Percent
<b>L. Cleveland</b>	<b>Dem</b>	<b>Incumbent</b>	<b>100</b>

District 49			
Population 37,283			
Candidate	Party	Status	Vote Percent
<b>C. Willis</b>	<b>Dem</b>	<b>Incumbent</b>	<b>100</b>

District 50			
Population 49,763			
Candidate	Party	Status	Vote Percent
<b>R. Bottoms</b>	<b>Dem</b>	<b>Incumbent</b>	<b>100</b>

District 51			
Population 46,250			
Candidate	Party	Status	Vote Percent
<b>W. Markwell</b>	<b>Dem</b>	<b>Incumbent</b>	<b>100</b>

District 52			
Population 37,121			
Candidate	Party	Status	Vote Percent
<b>D. Hargrove</b>	<b>Dem</b>	<b>Incumbent</b>	<b>100</b>

District 53			
Population 80,556			
Candidate	Party	Status	Vote Percent
<b>L. Donnell</b>	<b>Rep</b>	<b>Incumbent</b>	<b>100</b>

District 54			
Population 127,400			
Candidate	Party	Status	Vote Percent
<b>L. Smith</b>	<b>Rep</b>	<b>Incumbent</b>	<b>100</b>

District 55			
Population 74,319			
Candidate	Party	Status	Vote Percent
<b>M. Mann</b>	<b>Dem</b>	<b>Incumbent</b>	<b>100</b>

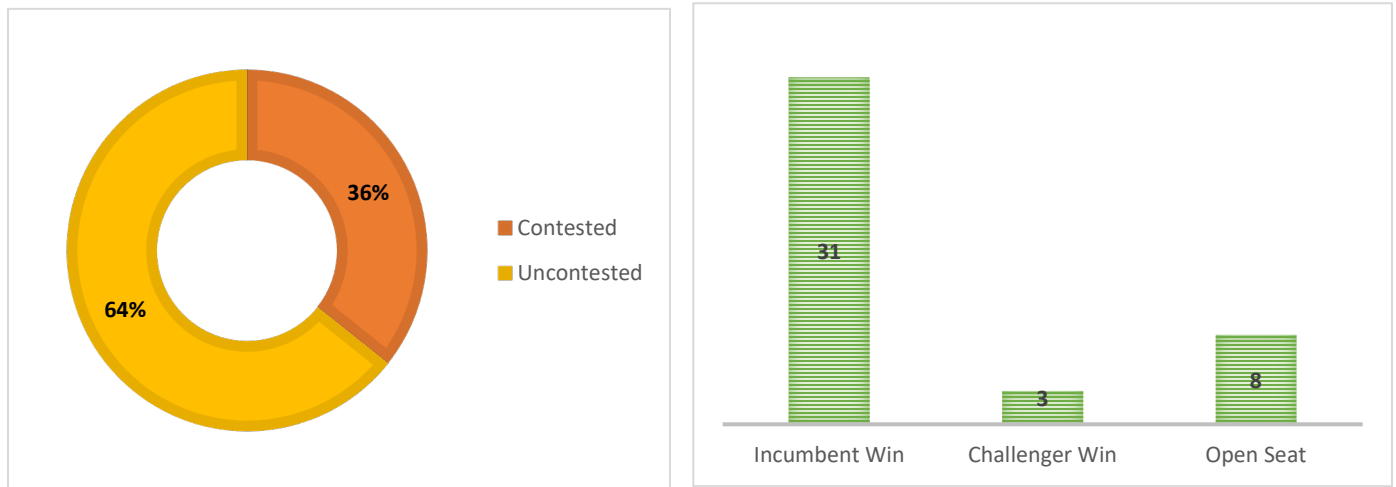
District 56			
Population 45,156			
Candidate	Party	Status	Vote Percent
<b>G. L. Ovey</b>	<b>Dem</b>	<b>Incumbent</b>	<b>100</b>

District 57			
Population 38,378			
General Election			
Candidate	Party	Status	Vote Percent
<b>M. Leveridge</b>	<b>Rep</b>	<b>Incumbent</b>	<b>65.90</b>
D. Smith	Dem	Challenger	34.10

District	Counties	District	Counties
1	Ballard, Carlisle, Fulton, Hickman	30	Jefferson
2	McCracken	31	Floyd
3	Christian	32	Boyd
4	Hopkins	33	Perry
5	Crittenden, Union, Webster	34	McCreary, Whitley
6	Daviess	35	Pike
7	Logan, Todd	36	Knott, Magoffin
8	Warren	37	Carter, Elliott, Morgan
9	Hardin	38	Butler, Edmonson, Hancock, Ohio
10	Hart, Larue, Nelson	39	Breathitt, Powell, Wolfe
11	Green, Marion, Taylor, Washington	40	Clinton, Cumberland, Monroe
12	Henry, Oldham, Trimble	41	Clay, Jackson, Leslie
13	Garrard, Jessamine	42	Calloway, Marshall
14	Bourbon, Scott, Woodford	43	Barren, Metcalfe
15	Carroll, Grant, Owen	44	Bell
16	Kenton	45	McLean, Muhlenberg
17	Campbell	46	Breckinridge, Grayson, Meade
18	Harrison, Nicholas, Pendleton, Robertson	47	Letcher
19	Bracken, Fleming, Mason	48	Franklin
20	Greenup, Lewis	49	Allen, Simpson
21	Bath, Menifee, Montgomery, Rowan	50	Boyle, Mercer
22	Fayette	51	Henderson
23	Estill, Lee, Owsley	52	Graves
24	Johnson, Lawrence, Martin	53	Anderson, Shelby, Spencer
25	Clark, Madison	54	Boone, Gallatin
26	Harlan	55	Bullitt
27	Knox, Laurel	56	Caldwell, Livingston, Lyon, Trigg
28	Lincoln, Pulaski, Rockcastle	57	Russell, Wayne
29	Adair, Casey		

# Louisiana

Louisiana elects 42 district attorneys in partisan elections. The district attorneys serve six year terms, and they preside over multi-county districts. The parish of Orleans has its own district attorney. Louisiana does not require unopposed candidates to appear on the ballot in either the primary or the general election. The data in this report comes from the 2014 election.



## District Overview

District 1			
Population 254,969			
Candidate	Party	Status	Vote Percent
C. Scott	Dem	Incumbent	N/A

District 2			
Population 47,822			
General Election			
Candidate	Party	Status	Vote Percent
C. Bowman	Dem	Open Seat	39.5
D. Newell	Dem	Open Seat	60.5

District 3			
Population 69,456			
General Election			
Candidate	Party	Status	Vote Percent
J. Belton	NP	Open Seat	50.5
C. Brown	NP	Open Seat	49.5

District 4 Population 181,699			
Candidate	Party	Status	Vote Percent
<b>J. Jones</b>	<b>NP</b>	<b>Incumbent</b>	<b>N/A</b>

District 5 Population 53,096			
Candidate	Party	Status	Vote Percent
<b>M. Lancaster</b>	<b>NP</b>	<b>Incumbent</b>	<b>N/A</b>

District 6 Population 25,104			
Candidate	Party	Status	Vote Percent
<b>J. Paxton</b>	<b>Dem</b>	<b>Incumbent</b>	<b>N/A</b>

District 7 Population 21,229			
Candidate	Party	Status	Vote Percent
<b>B. Burget</b>	<b>Dem</b>	<b>Incumbent</b>	<b>N/A</b>

District 8 Population 15,313			
Candidate	Party	Status	Vote Percent
<b>C. Nevils</b>	<b>Dem</b>	<b>Incumbent</b>	<b>N/A</b>

District 9 Population 131,613			
Primary Election			
Candidate	Party	Status	Vote Percent
C. Hazel	Rep	Open Seat	33.8
C. Roy, Jr.	Dem	Open Seat	29.5
<b>P. Terrell</b>	<b>Dem</b>	<b>Open Seat</b>	<b>36.6</b>
General Election			
C. Hazel	Rep	Open Seat	47.1
<b>P. Terrell</b>	<b>Dem</b>	<b>Open Seat</b>	<b>52.9</b>

District 10 Population 39,566			
Candidate	Party	Status	Vote Percent
<b>V. Kyzar</b>	<b>NP</b>	<b>Incumbent</b>	<b>N/A</b>

District 11 Population 24,233			
Candidate	Party	Status	Vote Percent
<b>D. Burkett</b>	<b>Rep</b>	<b>Incumbent</b>	<b>N/A</b>

<b>District 12</b> Population 42,073			
Candidate	Party	Status	Vote Percent
<b>C. Riddle III</b>	<b>Dem</b>	<b>Incumbent</b>	<b>N/A</b>

<b>District 13</b> Population 33,984			
Candidate	Party	Status	Vote Percent
<b>T. Brignac</b>	<b>Dem</b>	<b>Incumbent</b>	<b>N/A</b>

<b>District 14</b> Population 192,768			
<b>General Election</b>			
Candidate	Party	Status	Vote Percent
C. Chesson	Dem	Challenger	43.2
<b>J. DeRosier</b>	<b>Dem</b>	<b>Incumbent</b>	<b>56.8</b>

<b>District 15</b> Population 341,350			
<b>General Election</b>			
Candidate	Party	Status	Vote Percent
M. Harson	Dem	Incumbent	47
<b>K. Stutes</b>	<b>Rep</b>	<b>Challenger</b>	<b>53</b>

<b>District 16</b> Population 180,050			
Candidate	Party	Status	Vote Percent
<b>B. Duhe</b>	<b>Rep</b>	<b>Open Seat</b>	<b>N/A</b>

<b>District 17</b> Population 96,318			
Candidate	Party	Status	Vote Percent
<b>C. Morvant II</b>	<b>Dem</b>	<b>Incumbent</b>	<b>N/A</b>

<b>District 18</b> Population 79,977			
Candidate	Party	Status	Vote Percent
<b>R. Ward</b>	<b>Dem</b>	<b>Incumbent</b>	<b>N/A</b>

<b>District 19</b> Population 440,171			
Candidate	Party	Status	Vote Percent
<b>H. Moore</b>	<b>Dem</b>	<b>Incumbent</b>	<b>N/A</b>



<b>District 20</b>			
Population 25,892			
<b>General Election</b>			
Candidate	Party	Status	Vote Percent
<b>S. D'Aquila</b>	<b>Dem</b>	<b>Incumbent</b>	<b>65.8</b>
D. Opperman	Dem	Challenger	34.2

<b>District 21</b>			
Population 260,326			
Candidate	Party	Status	Vote Percent
<b>S. Perilloux</b>	<b>Rep</b>	<b>Incumbent</b>	<b>N/A</b>

<b>District 22</b>			
Population 280,908			
<b>Primary Election</b>			
Candidate	Party	Status	Vote Percent
A. Black	Rep	Open Seat	20
R. Burns	Rep	Open Seat	16.5
W. Montgomery	Rep	Open Seat	25.3
<b>B. Trainor</b>	<b>Rep</b>	<b>Open Seat</b>	<b>38.2</b>
<b>General Election</b>			
<b>W. Montgomery</b>	<b>Rep</b>	<b>Open Seat</b>	<b>52.4</b>
B. Trainor	Rep	Open Seat	47.6

<b>District 23</b>			
Population 152,738			
Candidate	Party	Status	Vote Percent
<b>R. Babin</b>	<b>Rep</b>	<b>Incumbent</b>	<b>N/A</b>

<b>District 24</b>			
Population 432,552			
Candidate	Party	Status	Vote Percent
<b>P. Connick, Jr.</b>	<b>Dem</b>	<b>Incumbent</b>	<b>N/A</b>

<b>District 25</b>			
Population 23,042			
Candidate	Party	Status	Vote Percent
<b>C. Ballay</b>	<b>Dem</b>	<b>Incumbent</b>	<b>N/A</b>

<b>District 26</b>			
Population 158,186			
<b>General Election</b>			
Candidate	Party	Status	Vote Percent
W. Graves	Rep	Challenger	47
<b>S. Marvin</b>	<b>Rep</b>	<b>Incumbent</b>	<b>53</b>

<b>District 27</b>			
Population 83,384			
<b>General Election</b>			
Candidate	Party	Status	Vote Percent
E. Daigle	Dem	Challenger	41.1
<b>E. Taylor</b>	<b>Dem</b>	<b>Incumbent</b>	<b>58.9</b>

<b>District 28</b>			
Population 14,890			
Candidate	Party	Status	Vote Percent
<b>R. Walters</b>	<b>Dem</b>	<b>Incumbent</b>	<b>N/A</b>

<b>District 29</b>			
Population 52,780			
Candidate	Party	Status	Vote Percent
<b>J. Chaisson II</b>	<b>Dem</b>	<b>Incumbent</b>	<b>N/A</b>

<b>District 30</b>			
Population 52,334			
Candidate	Party	Status	Vote Percent
<b>A. Skinner</b>	<b>NP</b>	<b>Incumbent</b>	<b>N/A</b>

<b>District 31</b>			
Population 31,594			
<b>General Election</b>			
Candidate	Party	Status	Vote Percent
<b>M. Cassidy</b>	<b>Dem</b>	<b>Incumbent</b>	<b>51.8</b>
W. Miller	Rep	Challenger	48.2

<b>District 32</b>			
Population 111,860			
<b>General Election</b>			
Candidate	Party	Status	Vote Percent
D. Greenburg	NP	Challenger	28.3
<b>J. Waitz, Jr.</b>	<b>Rep</b>	<b>Incumbent</b>	<b>71.7</b>

<b>District 33</b>			
Population 25,764			
Candidate	Party	Status	Vote Percent
<b>T. Nesom</b>	<b>Dem</b>	<b>Incumbent</b>	<b>N/A</b>

<b>District 34</b>			
Population 35,897			
<b>General Election</b>			
Candidate	Party	Status	Vote Percent
G. Diaz	NP	Open Seat	18
M. Gorbaty	Rep	Open Seat	31.4
<b>P. Nicosia</b>	<b>Dem</b>	<b>Open Seat</b>	<b>50.6</b>

<b>District 35</b> Population 22,309			
Candidate	Party	Status	Vote Percent
<b>J. Lemoine</b>	<b>Rep</b>	<b>Incumbent</b>	<b>N/A</b>

<b>District 36</b> Population 35,654			
Candidate	Party	Status	Vote Percent
<b>J. Lestage</b>	<b>Rep</b>	<b>Open Seat</b>	<b>N/A</b>

<b>District 37</b> Population 10,132			
<b>General Election</b>			
Candidate	Party	Status	Vote Percent
<b>B. Frazier</b>	<b>NP</b>	<b>Challenger</b>	<b>61.8</b>
W. M. McKee	Dem	Incumbent	38.2

<b>District 38</b> Population 6,839			
Candidate	Party	Status	Vote Percent
<b>J. Jones</b>	<b>Dem</b>	<b>Open Seat</b>	<b>N/A</b>

<b>District 39</b> Population 9,091			
Candidate	Party	Status	Vote Percent
<b>J. Jones</b>	<b>Dem</b>	<b>Incumbent</b>	<b>N/A</b>

<b>District 40*</b> Population 45,924			
<b>General Election</b>			
Candidate	Party	Status	Vote Percent
G. Baloney	Dem	Challenger	19.4
<b>T. Daley</b>	<b>NP</b>	<b>Incumbent</b>	<b>46.3</b>
B. Dinvaut	Dem	Challenger	34.3

<b>District 42</b> Population 26,656			
<b>General Election</b>			
Candidate	Party	Status	Vote Percent
<b>G. Evans</b>	<b>Dem</b>	<b>Challenger</b>	<b>52.4</b>
R. Johnson	Dem	Incumbent	47.6

<b>Orleans Parish</b> Population 343,829			
Candidate	Party	Status	Vote Percent
<b>L. Cannizzaro, Jr.</b>	<b>Dem</b>	<b>Incumbent</b>	<b>N/A</b>

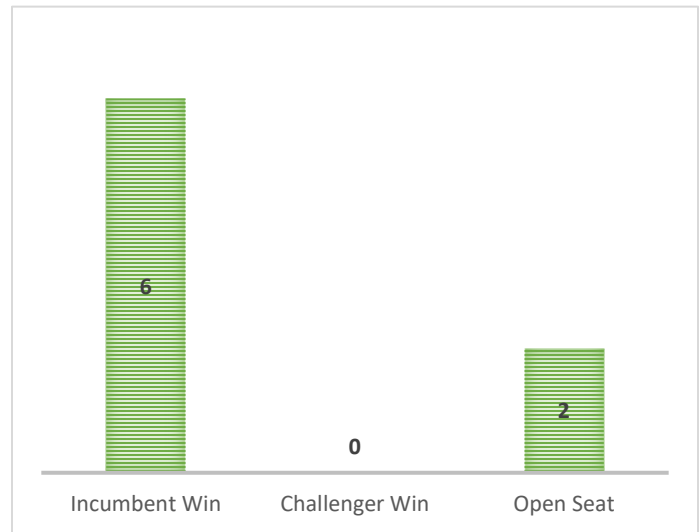
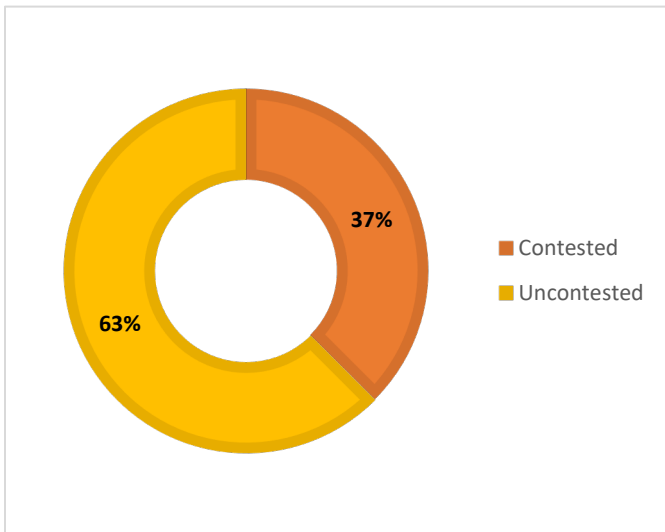
---

\* Although Dinvaut lost the election, her opponent Daley dropped out of the race, leaving Dinvaut the elected DA.

District	Counties	District	Counties
1	Caddo	22	Washington, St. Tammany
2	Claiborne, Bienville, Jackson	23	Ascension, Assumption, St. James
3	Union, Lincoln	24	Jefferson
4	Ouachita, Morehouse	25	Plaquemines
5	West Carroll, Richland, Franklin	26	Webster, Bossier
6	East Carroll, Madison, Tensas	27	St. Landry
7	Catahoula, Concordia	28	LaSalle
8	Winn	29	St. Charles
9	Rapides	30	Vernon
10	Natchitoches	31	Jefferson Davis
11	Sabine	32	Terrbonne
12	Avoyelles	33	Allen, Simpson
13	Evangeline	34	St. Bernard
14	Calcasieu	35	Grant
15	Acadia, Lafayette, Vermillion	36	Beauregard
16	St. Martin, Iberia, St. Mary	37	Caldwell
17	Lafourche	38	Cameron
18	Pointe Coupee, West Baton Rouge, Iberville	39	Red River
19	East Baton Rouge	40	St. John the Baptist
20	West Feliciana, East Feliciana	42	De Soto
21	St. Helena, Livingston, Tangipahoa	Orleans Parish	Orleans

## Maine

Maine elects 8 district attorneys in partisan elections. The district attorneys serve four year terms, and they preside over multi-county districts. The data in this report comes from the 2014 election.



### District Overview

District 1			
Population 197,131			
Candidate	Party	Status	Vote Percent
<b>K. Slattery</b>	<b>Dem</b>	<b>Incumbent</b>	<b>73.52</b>

District 2			
Population 281,674			
Candidate	Party	Status	Vote Percent
<b>S. Anderson</b>	<b>Rep</b>	<b>Incumbent</b>	<b>73.67</b>

District 3			
Population 196,303			
Candidate	Party	Status	Vote Percent
<b>A. Robinson</b>	<b>Dem</b>	<b>Open Seat</b>	<b>74.83</b>

District 4			
Population 174,379			
General Election			
Candidate	Party	Status	Vote Percent
K. Sullivan	Ind	Challenger	27.23
<b>M. Maloney</b>	<b>Dem</b>	<b>Incumbent</b>	<b>58.28</b>

<b>District 5</b>			
Population 171,458			
Candidate	Party	Status	Vote Percent
<b>C. Almy</b>	<b>Dem</b>	<b>Incumbent</b>	<b>77.48</b>

<b>District 6</b>			
Population 148,272			
<b>General Election</b>			
Candidate	Party	Status	Vote Percent
D. Sinclair	Dem	Challenger	45.03
<b>G. Rushlau</b>	<b>Rep</b>	<b>Incumbent</b>	<b>45.67</b>

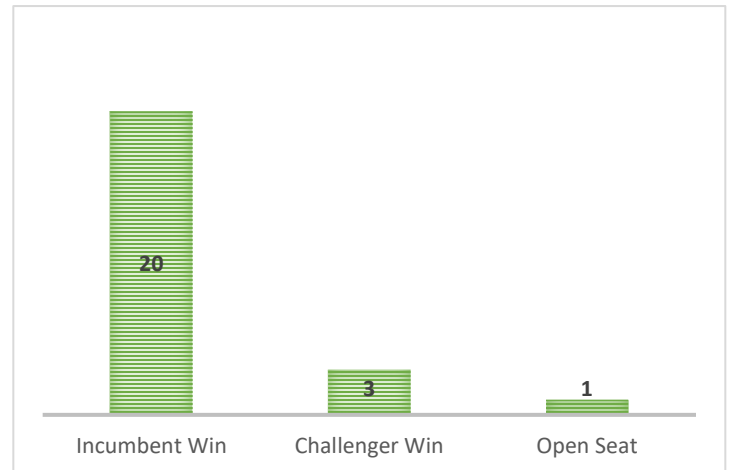
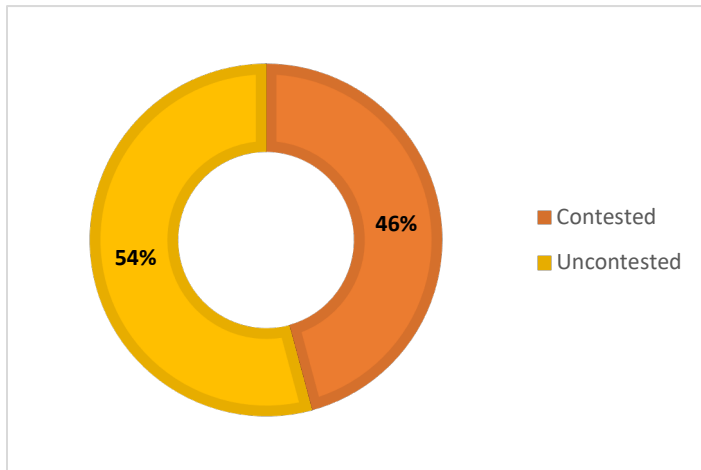
<b>District 7</b>			
Population 87,274			
<b>Primary Election</b>			
Candidate	Party	Status	Vote Percent
<b>M. Foster</b>	<b>Rep</b>	<b>Open Seat</b>	<b>50</b>
P. Cavanaugh	Rep	Open Seat	38
<b>W. Entwisle</b>	<b>Dem</b>	<b>Open Seat</b>	<b>46</b>
S. Juskewitch	Dem	Open Seat	36
<b>General Election</b>			
<b>M. Foster</b>	<b>Rep</b>	<b>Open Seat</b>	<b>52.14</b>
W. Entwisle	Dem	Open Seat	40.91

<b>District 8</b>			
Population 71,870			
Candidate	Party	Status	Vote Percent
<b>T. Collins</b>	<b>Dem</b>	<b>Incumbent</b>	<b>79.14</b>

<b>District</b>	<b>Counties</b>
<b>1</b>	York
<b>2</b>	Cumberland
<b>3</b>	Androscoggin, Franklin, Oxford
<b>4</b>	Kennebec, Somerset
<b>5</b>	Penobscot, Piscataquis
<b>6</b>	Knox, Lincoln, Sagadahoc, Waldo
<b>7</b>	Hancock, Washington
<b>8</b>	Aroostook

## Maryland

Maryland elects 24 state's attorneys in partisan elections. The state's attorneys serve four year terms, and they preside over a single county. The city of Baltimore has its own state's attorney. The data in this report comes from the 2014 election.



### District Overview

Allegany			
Population 75,087			
Candidate	Party	Status	Vote Percent
<b>M. Twigg</b>	<b>Rep</b>	<b>Incumbent</b>	<b>99.37</b>

Anne Arundel			
Population 537,656			
Primary Election			
Candidate	Party	Status	Vote Percent
<b>W. Adams</b>	<b>Rep</b>	<b>Challenger</b>	<b>61.97</b>
R. Simmons	Rep	Challenger	38.03
General Election			
A. Leites	Dem	Incumbent	42.81
<b>W. Adams</b>	<b>Rep</b>	<b>Challenger</b>	<b>57.12</b>

Baltimore City			
Population 620,961			
Primary Election			
Candidate	Party	Status	Vote Percent
<b>M. Mosby</b>	<b>Dem</b>	<b>Challenger</b>	<b>54.43</b>
G. Bernstein	Dem	Incumbent	45.57

<b>Baltimore County</b> Population 805,029			
Candidate	Party	Status	Vote Percent
<b>S. Shellenberger</b>	<b>Dem</b>	<b>Incumbent</b>	<b>98.4</b>

<b>Calvert</b> Population 88,737			
Candidate	Party	Status	Vote Percent
<b>L. Martin</b>	<b>Rep</b>	<b>Incumbent</b>	<b>99.41</b>

<b>Caroline</b> Population 33,066			
Candidate	Party	Status	Vote Percent
<b>J. Newell</b>	<b>Rep</b>	<b>Incumbent</b>	<b>100</b>

<b>Carroll</b> Population 167,134			
<b>Primary Election</b>			
Candidate	Party	Status	Vote Percent
J. Barnes	Rep	Incumbent	45.74
<b>B. DeLeonardo</b>	<b>Rep</b>	<b>Challenger</b>	<b>54.26</b>

<b>Cecil</b> Population 101,108			
<b>Primary Election</b>			
Candidate	Party	Status	Vote Percent
M. Halter	Rep	Challenger	35.11
<b>E. Rollins</b>	<b>Rep</b>	<b>Incumbent</b>	<b>64.89</b>

<b>Charles</b> Population 146,551			
Candidate	Party	Status	Vote Percent
<b>A. Covington</b>	<b>Dem</b>	<b>Incumbent</b>	<b>100</b>

<b>Dorchester</b> Population 32,618			
Candidate	Party	Status	Vote Percent
<b>W. Jone</b>	<b>Rep</b>	<b>Incumbent</b>	<b>100</b>

<b>Frederick</b> Population 233,385			
Candidate	Party	Status	Vote Percent
T. Bear	Dem	Challenger	37.41
<b>C. Smith</b>	<b>Rep</b>	<b>Incumbent</b>	<b>62.53</b>



<b>Garrett</b> Population 30,097			
Candidate	Party	Status	Vote Percent
<b>L. Thayer-Welch</b>	<b>Rep</b>	<b>Incumbent</b>	<b>98.43</b>

<b>Harford</b> Population 244,826			
<b>General Election</b>			
Candidate	Party	Status	Vote Percent
S. Trostle	Dem	Challenger	27.01
<b>J. Cassilly</b>	<b>Rep</b>	<b>Incumbent</b>	<b>72.92</b>

<b>Howard</b> Population 287,085			
<b>Primary Election</b>			
Candidate	Party	Status	Vote Percent
<b>D. Broccolino</b>	<b>Dem</b>	<b>Incumbent</b>	<b>68.95</b>
R. Gibson	Dem	Challenger	31.05

<b>Kent</b> Population 20,197			
<b>General Election</b>			
Candidate	Party	Status	Vote Percent
A. Meehan	Dem	Open Seat	40.04
<b>H. Murphy</b>	<b>Rep</b>	<b>Open Seat</b>	<b>59.96</b>

<b>Montgomery</b> Population 971,777			
<b>General Election</b>			
Candidate	Party	Status	Vote Percent
<b>J. McCarthy</b>	<b>Dem</b>	<b>Incumbent</b>	<b>69.12</b>
D. Gaskill	Rep	Challenger	30.88

<b>Prince George's</b> Population 863,420			
Candidate	Party	Status	Vote Percent
<b>A. Alsobrooks</b>	<b>Dem</b>	<b>Incumbent</b>	<b>99.58</b>

<b>Queen Anne's</b> Population 47,798			
Candidate	Party	Status	Vote Percent
<b>L. Richardson</b>	<b>Rep</b>	<b>Incumbent</b>	<b>99.4</b>

<b>Somerset</b> Population 26,470			
Candidate	Party	Status	Vote Percent
<b>D. Powell</b>	<b>Rep</b>	<b>Incumbent</b>	<b>100</b>

<b>St. Mary's</b>			
Population 105,151			
<b>General Election</b>			
Candidate	Party	Status	Vote Percent
S. Mattingly	Dem	Challenger	39.57
<b>R. Fritz</b>	<b>Rep</b>	<b>Incumbent</b>	<b>60.43</b>

<b>Talbot</b>			
Population 37,782			
Candidate	Party	Status	Vote Percent
<b>S. Patterson</b>	<b>Dem</b>	<b>Incumbent</b>	<b>98.9</b>

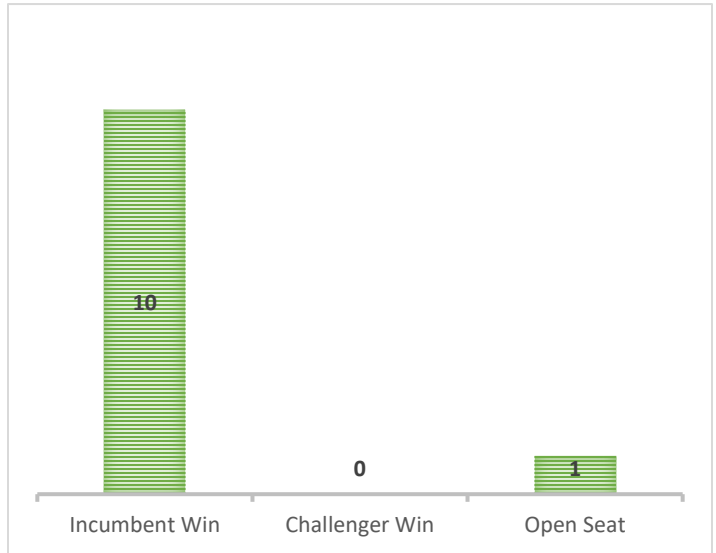
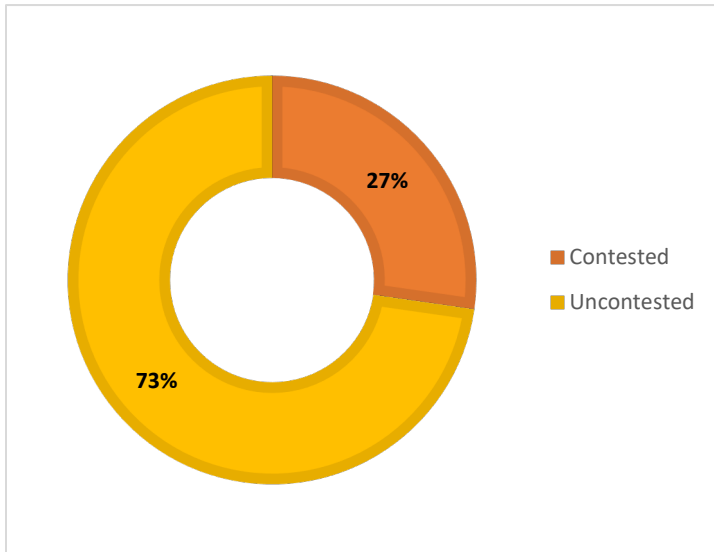
<b>Washington</b>			
Population 147,430			
Candidate	Party	Status	Vote Percent
<b>C. Strong</b>	<b>Rep</b>	<b>Incumbent</b>	<b>99.36</b>

<b>Wicomico</b>			
Population 98,733			
Candidate	Party	Status	Vote Percent
<b>M. Maciarelo</b>	<b>Rep</b>	<b>Incumbent</b>	<b>100</b>

<b>Worcester</b>			
Population 51,454			
<b>General Election</b>			
Candidate	Party	Status	Vote Percent
M. Farlow	Dem	Challenger	34.94
<b>B. Oglesby</b>	<b>Rep</b>	<b>Incumbent</b>	<b>65.06</b>

## Massachusetts

Massachusetts elects 11 district attorneys in partisan elections. The district attorneys serve four year terms, and they preside over multi-county districts. The data in this report comes from the 2014 election.



### District Overview

Berkshire Population 131,219			
Candidate	Party	Status	Vote Percent
<b>D. Capeless</b>	<b>Dem</b>	<b>Incumbent</b>	<b>100</b>

Bristol Population 548,285			
Candidate	Party	Status	Vote Percent
<b>C.S. Sutter</b>	<b>Dem</b>	<b>Incumbent</b>	<b>99</b>

Cape & Islands Population 212,595			
General Election			
Candidate	Party	Status	Vote Percent
<b>M. O'Keefe</b>	<b>Rep</b>	<b>Incumbent</b>	<b>55.7</b>
R. Barry	Dem	Challenger	44.3

Eastern Population 743,159			
Candidate	Party	Status	Vote Percent
<b>J. Blodgett</b>	<b>Dem</b>	<b>Incumbent</b>	<b>100</b>

<b>Hampden</b>			
Population 463,490			
<b>Primary Election</b>			
Candidate	Party	Status	Vote Percent
<b>A. Gulluni</b>	<b>Dem</b>	<b>Open Seat</b>	<b>44.1</b>
B. Vottero	Dem	Open Seat	27.9
S. Allyn	Dem	Open Seat	19.5
H. Etkin	Dem	Open Seat	8.4

<b>Middlesex</b>			
Population 1,503,085			
<b>Primary Election</b>			
Candidate	Party	Status	Vote Percent
<b>M. Ryan</b>	<b>Dem</b>	<b>Incumbent</b>	<b>57.2</b>
M. Sullivan	Dem	Challenger	42.6

<b>Norfolk</b>			
Population 670,850			
Candidate	Party	Status	Vote Percent
<b>M. Morrissey</b>	<b>Dem</b>	<b>Incumbent</b>	<b>100</b>

<b>Northwestern</b>			
Population 229,452			
Candidate	Party	Status	Vote Percent
<b>D. Sullivan</b>	<b>Dem</b>	<b>Incumbent</b>	<b>100</b>

<b>Plymouth</b>			
Population 494,919			
Candidate	Party	Status	Vote Percent
<b>T. Cruz</b>	<b>Rep</b>	<b>Incumbent</b>	<b>100</b>

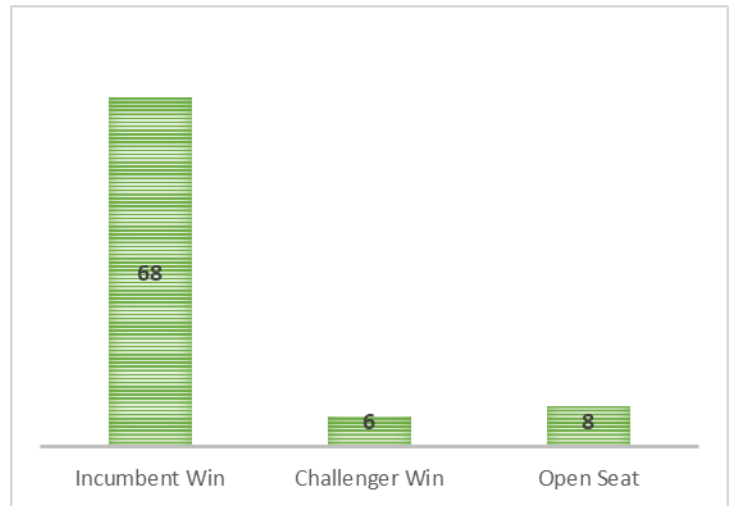
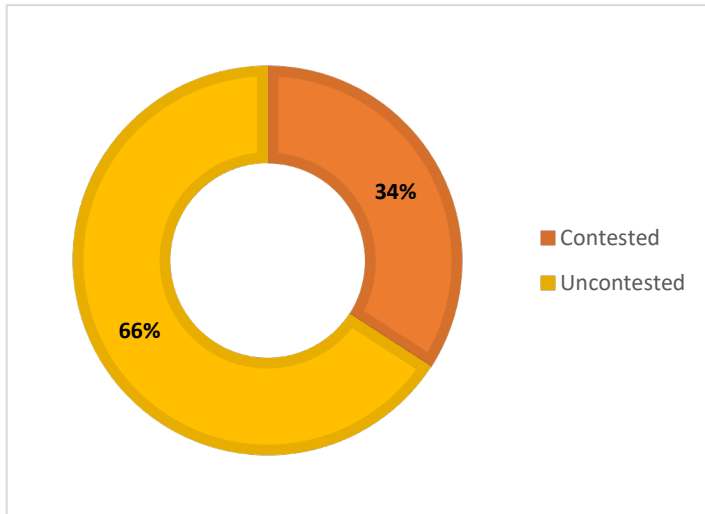
<b>Suffolk</b>			
Population 722,023			
Candidate	Party	Status	Vote Percent
<b>D. Conley</b>	<b>Dem</b>	<b>Incumbent</b>	<b>100</b>

<b>Worcester</b>			
Population 798,552			
Candidate	Party	Status	Vote Percent
<b>J. Early Jr</b>	<b>Dem</b>	<b>Incumbent</b>	<b>100</b>

<b>District</b>	<b>Counties</b>
Berkshire	Berkshire
Bristol	Bristol
Cape & Islands	Barnstable, Duke, Nantucket
Eastern	Eastern
Hampden	Hampden
Middlesex	Middlesex
Norfolk	Norfolk
Northwestern	Franklin (including town of Athol), Hampshire
Plymouth	Plymouth
Suffolk	Suffolk
Worcester	Worcester (excluding town of Athol)

# Michigan

Michigan elects 83 prosecuting attorneys in partisan elections. The prosecuting attorneys serve four year terms, and they preside over a single county. Michigan does not require unopposed candidates to appear on the ballot in the primary election. The data in this report comes from elections held in 2016.



## District Overview

Alcona Population 10,942			
Candidate	Party	Status	Vote Percent
<b>T. Weichel</b>	<b>Rep</b>	<b>Incumbent</b>	<b>100</b>

Alger Population 9,601			
Candidate	Party	Status	Vote Percent
<b>K. Bahrman</b>	<b>Rep</b>	<b>Incumbent</b>	<b>100</b>

Allegan Population 111,408			
Candidate	Party	Status	Vote Percent
<b>R. Kengis</b>	<b>Rep</b>	<b>Open Seat</b>	<b>98.59</b>

Alpena Population 29,598			
Candidate	Party	Status	Vote Percent
<b>K.E. Black</b>	<b>Dem</b>	<b>Incumbent</b>	<b>97.6</b>

<b>Antrim</b>			
Population 23,580			
Candidate	Party	Status	Vote Percent
<b>J. Rossiter</b>	<b>Rep</b>	<b>Incumbent</b>	<b>98.65</b>

<b>Arenac</b>			
Population 15,899			
Candidate	Party	Status	Vote Percent
<b>C. Broughton</b>	<b>Dem</b>	<b>Incumbent</b>	<b>97.24</b>

<b>Baraga</b>			
Population 8,860			
Candidate	Party	Status	Vote Percent
<b>J. O'Leary</b>	<b>Rep</b>	<b>Incumbent</b>	<b>95.28</b>

<b>Barry</b>			
Population 59,173			
Candidate	Party	Status	Vote Percent
<b>J. Pratt</b>	<b>Rep</b>	<b>Incumbent</b>	<b>98.52</b>

<b>Bay</b>			
Population 107,771			
<b>Primary Election</b>			
Candidate	Party	Status	Vote Percent
<b>N. Borushko</b>	<b>Dem</b>	<b>Open Seat</b>	<b>52.86</b>
M. Garske	Dem	Open Seat	47.14

<b>Benzie</b>			
Population 17,525			
Candidate	Party	Status	Vote Percent
<b>S. Swanson</b>	<b>Rep</b>	<b>Open Seat</b>	<b>100</b>

<b>Berrien</b>			
Population 156,813			
Candidate	Party	Status	Vote Percent
<b>M. Sepic</b>	<b>Rep</b>	<b>Open Seat</b>	<b>100</b>

<b>Branch</b>			
Population 45,248			
Candidate	Party	Status	Vote Percent
<b>R. Kimble</b>	<b>Rep</b>	<b>Incumbent</b>	<b>100</b>

<b>Calhoun</b>			
Population 136,146			
<b>General Election</b>			
Candidate	Party	Status	Vote Percent
<b>D. Gilbert</b>	<b>Rep</b>	<b>Incumbent</b>	<b>59.82</b>
E. Solis	Dem	Challenger	40.17

<b>Cass</b> Population 52,293			
Candidate	Party	Status	Vote Percent
<b>V. Fitz</b>	<b>Rep</b>	<b>Incumbent</b>	<b>100</b>

<b>Charlevoix</b> Population 25,949			
Candidate	Party	Status	Vote Percent
<b>A. Telgenhof</b>	<b>Rep</b>	<b>Incumbent</b>	<b>98.24</b>

<b>Cheboygan</b> Population 26,152			
Candidate	Party	Status	Vote Percent
<b>D. Vizina</b>	<b>Dem</b>	<b>Incumbent</b>	<b>98.73</b>

<b>Chippewa</b> Population 38,520			
<b>Primary Election</b>			
Candidate	Party	Status	Vote Percent
C. Malette	Rep	Challenger	42.67
<b>R. Stratton</b>	<b>Rep</b>	<b>Challenger</b>	<b>56.74</b>
<b>General Election</b>			
D. McShane	Dem	Incumbent	46.93
<b>R. Stratton</b>	<b>Rep</b>	<b>Challenger</b>	<b>52.64</b>

<b>Clare</b> Population 30,926			
Candidate	Party	Status	Vote Percent
<b>M. Ambrozaitis</b>	<b>Rep</b>	<b>Incumbent</b>	<b>98.2</b>

<b>Clinton</b> Population 75,382			
<b>Primary Election</b>			
Candidate	Party	Status	Vote Percent
<b>C. Sherman</b>	<b>Rep</b>	<b>Incumbent</b>	<b>51.59</b>
T. Spagnuolo	Rep	Challenger	48.4

<b>Crawford</b> Population 14,074			
<b>Primary Election</b>			
Candidate	Party	Status	Vote Percent
E. Ayers III	Rep	Incumbent	22.14
<b>S. Koch</b>	<b>Rep</b>	<b>Challenger</b>	<b>42.07</b>
D. Summerfield	Rep	Challenger	35.77

<b>Delta</b> Population 37,069			
Candidate	Party	Status	Vote Percent
<b>P. Strom</b>	<b>NP</b>	<b>Incumbent</b>	<b>100</b>



<b>Dickinson</b> Population 26,168			
Candidate	Party	Status	Vote Percent
<b>L. Richards</b>	<b>Rep</b>	<b>Incumbent</b>	<b>98.33</b>

<b>Eaton</b> Population 107,759			
<b>General Election</b>			
Candidate	Party	Status	Vote Percent
S. Freeman	Dem	Challenger	43.39
<b>D. Lloyd</b>	<b>Rep</b>	<b>Incumbent</b>	<b>56.6</b>

<b>Emmet</b> Population 32,694			
<b>General Election</b>			
Candidate	Party	Status	Vote Percent
S. Graham	Ind	Challenger	36.97
<b>J. Linderman</b>	<b>Rep</b>	<b>Incumbent</b>	<b>62.8</b>

<b>Genesee</b> Population 425,790			
Candidate	Party	Status	Vote Percent
<b>D. Leyton</b>	<b>Dem</b>	<b>Incumbent</b>	<b>97.88</b>

<b>Gladwin</b> Population 25,692			
Candidate	Party	Status	Vote Percent
<b>A. Miller</b>	<b>Rep</b>	<b>Incumbent</b>	<b>98.86</b>

<b>Gogebic</b> Population 16,427			
Candidate	Party	Status	Vote Percent
<b>N. Jacobs</b>	<b>Dem</b>	<b>Incumbent</b>	<b>98.62</b>

<b>Grand Traverse</b> Population 86,986			
Candidate	Party	Status	Vote Percent
<b>R. Cooney</b>	<b>Rep</b>	<b>Incumbent</b>	<b>98.24</b>

<b>Gratiot</b> Population 42,476			
Candidate	Party	Status	Vote Percent
<b>K. Kushion</b>	<b>Rep</b>	<b>Incumbent</b>	<b>100</b>

<b>Hillsdale</b> Population 46,688			
Candidate	Party	Status	Vote Percent
<b>N. Brady</b>	<b>Rep</b>	<b>Incumbent</b>	<b>100</b>

<b>Houghton*</b> Population 36,628			
<b>General Election</b>			
Candidate	Party	Status	Vote Percent
D. Edwards	Ind	Challenger	46.27
<b>M. Makinen</b>	<b>Dem</b>	<b>Incumbent</b>	<b>53.4</b>

<b>Huron</b> Population 33,118			
Candidate	Party	Status	Vote Percent
<b>T. Rutkowski</b>	<b>NP</b>	<b>Incumbent</b>	<b>100</b>

<b>Ingham</b> Population 280,895			
<b>Primary Election</b>			
Candidate	Party	Status	Vote Percent
T. English	Dem	Open Seat	19.14
B. Jackson	Dem	Open Seat	15.87
P. O'Keefe	Dem	Open Seat	21.9
<b>C. Siemon</b>	<b>Dem</b>	<b>Open Seat</b>	<b>42.99</b>
<b>B. O'Berry</b>	<b>Rep</b>	<b>Open Seat</b>	<b>63.09</b>
M. Stephens	Rep	Open Seat	36.75
<b>General Election</b>			
<b>C. Siemon</b>	<b>Dem</b>	<b>Open Seat</b>	<b>58.53</b>
B. O'Berry	Rep	Open Seat	41.27

<b>Ionia</b> Population 63,905			
<b>Primary Election</b>			
Candidate	Party	Status	Vote Percent
<b>K. Butler</b>	<b>Rep</b>	<b>Incumbent</b>	<b>60.73</b>
W. Downes	Rep	Challenger	39.12

<b>Iosco</b> Population 25,887			
<b>General Election</b>			
Candidate	Party	Status	Vote Percent
<b>G. Rapp</b>	<b>NP</b>	<b>Challenger</b>	<b>55.64</b>
J. Wainwright	NP	Incumbent	44.36

<b>Iron</b> Population 11,817			
Candidate	Party	Status	Vote Percent
<b>M. Powell</b>	<b>Dem</b>	<b>Incumbent</b>	<b>100</b>

---

\* Candidate J. Cone ran unopposed in the Republican primary, but dropped out of the race before the general election.

<b>Isabella</b> Population 70,311			
Candidate	Party	Status	Vote Percent
<b>R. Scully</b>	<b>Rep</b>	<b>Incumbent</b>	<b>100</b>

<b>Jackson</b> Population 160,248			
<b>General Election</b>			
Candidate	Party	Status	Vote Percent
<b>J. Jarzynka</b>	<b>Rep</b>	<b>Incumbent</b>	<b>57.1</b>
W. Rappleye	Dem	Challenger	42.52

<b>Kalamazoo</b> Population 250,331			
<b>Primary Election</b>			
Candidate	Party	Status	Vote Percent
<b>J. Getting</b>	<b>Dem</b>	<b>Incumbent</b>	<b>65.63</b>
E. Payne	Dem	Challenger	34.36
<b>General Election</b>			
<b>J. Getting</b>	<b>Dem</b>	<b>Incumbent</b>	<b>61.77</b>
D. Smith	Rep	Challenger	38.23

<b>Kalkaska</b> Population 17,153			
Candidate	Party	Status	Vote Percent
<b>M. Perreault</b>	<b>Rep</b>	<b>Incumbent</b>	<b>100</b>

<b>Kent</b> Population 602,622			
<b>General Election</b>			
Candidate	Party	Status	Vote Percent
<b>C. Becker</b>	<b>Rep</b>	<b>Open Seat</b>	<b>58.28</b>
A. Bryant	Dem	Open Seat	41.72

<b>Keweenaw</b> Population 2,156			
Candidate	Party	Status	Vote Percent
<b>C. Miller</b>	<b>Dem</b>	<b>Open Seat</b>	<b>100</b>

<b>Lake</b> Population 11,539			
<b>General Election</b>			
Candidate	Party	Status	Vote Percent
B. Barbier	Dem	Challenger	44.98
<b>C. Cooper</b>	<b>Rep</b>	<b>Incumbent</b>	<b>55.01</b>

<b>Lapeer</b>			
Population 88,319			
<b>Primary Election</b>			
Candidate	Party	Status	Vote Percent
T. Courser	Rep	Challenger	4.42
<b>M. Sharkey</b>	<b>Rep</b>	<b>Challenger</b>	<b>59.82</b>
T. Turkelson	Rep	Incumbent	35.74
<b>General Election</b>			
<b>M. Sharkey</b>	<b>Rep</b>	<b>Challenger</b>	<b>71.76</b>
P. Fulks	Dem	Challenger	28.23

<b>Leelanau</b>			
Population 21,708			
<b>General Election</b>			
Candidate	Party	Status	Vote Percent
<b>J. Hubbell</b>	<b>Rep</b>	<b>Incumbent</b>	<b>67.97</b>
J. Slocombe	NP	Challenger	31.76

<b>Lenawee</b>			
Population 99,892			
<b>Primary Election</b>			
Candidate	Party	Status	Vote Percent
<b>R.B. Castleberry</b>	<b>Rep</b>	<b>Incumbent</b>	<b>77.34</b>
R. Leon	Rep	Challenger	22.47

<b>Livingston</b>			
Population 180,967			
<b>Primary Election</b>			
Candidate	Party	Status	Vote Percent
C. Henry	Rep	Challenger	41.84
<b>W. Vaillencourt</b>	<b>Rep</b>	<b>Incumbent</b>	<b>58.16</b>

<b>Luce</b>			
Population 6,631			
Candidate	Party	Status	Vote Percent
<b>J. Freed</b>	<b>Rep</b>	<b>Incumbent</b>	<b>100</b>

<b>Mackinac</b>			
Population 11,113			
<b>General Election</b>			
Candidate	Party	Status	Vote Percent
K. Pelter	Dem	Challenger	46.66
<b>J.S. Spencer</b>	<b>Rep</b>	<b>Incumbent</b>	<b>53.04</b>

<b>Macomb</b>			
Population 840,978			
<b>General Election</b>			
Candidate	Party	Status	Vote Percent
<b>E. Smith</b>	<b>Dem</b>	<b>Incumbent</b>	<b>61.6</b>
M. Wrathell	Rep	Challenger	38.4

<b>Manistee</b>			
Population 24,733			
Candidate	Party	Status	Vote Percent
<b>J. Haag</b>	<b>Rep</b>	<b>Open Seat</b>	<b>98.1</b>

<b>Marquette</b>			
Population 67,077			
Candidate	Party	Status	Vote Percent
<b>M. Wiese</b>	<b>Dem</b>	<b>Incumbent</b>	<b>100</b>

<b>Mason</b>			
Population 28,705			
Candidate	Party	Status	Vote Percent
<b>P. Spaniola</b>	<b>Dem</b>	<b>Incumbent</b>	<b>96.73</b>

<b>Mecosta</b>			
Population 42,798			
Candidate	Party	Status	Vote Percent
<b>B. Thiede</b>	<b>Rep</b>	<b>Incumbent</b>	<b>100</b>

<b>Menominee</b>			
Population 24,029			
Candidate	Party	Status	Vote Percent
<b>W. Merkel</b>	<b>NP</b>	<b>Incumbent</b>	<b>100</b>

<b>Midland</b>			
Population 83,629			
Candidate	Party	Status	Vote Percent
<b>J.D. Brooks</b>	<b>Rep</b>	<b>Incumbent</b>	<b>99.1</b>

<b>Missaukee</b>			
Population 14,849			
<b>General Election</b>			
Candidate	Party	Status	Vote Percent
C. Harwell	NP	Challenger	22.09
<b>M. Ransom</b>	<b>Rep</b>	<b>Incumbent</b>	<b>77.91</b>

<b>Monroe</b>			
Population 152,021			
Candidate	Party	Status	Vote Percent
<b>W. Nichols</b>	<b>Dem</b>	<b>Incumbent</b>	<b>97.14</b>

Montcalm Population 63,342			
Candidate	Party	Status	Vote Percent
<b>A. Krause</b>	<b>Rep</b>	<b>Incumbent</b>	<b>97.7</b>

Montmorency Population 9,765			
Candidate	Party	Status	Vote Percent
<b>V. Kunding</b>	<b>Rep</b>	<b>Incumbent</b>	<b>100</b>

Muskegon Population 172,188			
General Election			
Candidate	Party	Status	Vote Percent
J. Greve	Ind	Challenger	20.94
<b>D.J. Hilson</b>	<b>Dem</b>	<b>Incumbent</b>	<b>79.05</b>

Newaygo Population 48,460			
Candidate	Party	Status	Vote Percent
<b>R. Springstead</b>	<b>Rep</b>	<b>Incumbent</b>	<b>100</b>

Oakland Population 1,202,362			
General Election			
Candidate	Party	Status	Vote Percent
S. Afton	Lib	Challenger	4.35
<b>J. Cooper</b>	<b>Dem</b>	<b>Incumbent</b>	<b>50.49</b>
M. Goetz	Rep	Challenger	45.02

Oceana Population 26,570			
Candidate	Party	Status	Vote Percent
<b>J. Bizon</b>	<b>Rep</b>	<b>Incumbent</b>	<b>100</b>

Ogemaw Population 21,699			
Candidate	Party	Status	Vote Percent
<b>L. Schultz</b>	<b>Dem</b>	<b>Incumbent</b>	<b>97.11</b>

Ontonagan Population 6,780			
Candidate	Party	Status	Vote Percent
<b>M. Findlay</b>	<b>Dem</b>	<b>Incumbent</b>	<b>98.44</b>

Osceola Population 23,528			
Candidate	Party	Status	Vote Percent
<b>T. Thompson</b>	<b>Rep</b>	<b>Incumbent</b>	<b>100</b>

<b>Oscoda</b> Population 8,640			
Candidate	Party	Status	Vote Percent
<b>C. Morse-Bills</b>	<b>Rep</b>	<b>Incumbent</b>	<b>97.58</b>

<b>Otsego</b> Population 24,164			
<b>Primary Election</b>			
Candidate	Party	Status	Vote Percent
M. Rola	Rep	Incumbent	48.4
<b>B. Curran</b>	<b>Rep</b>	<b>Challenger</b>	<b>51.5</b>

<b>Ottawa</b> Population 263,801			
Candidate	Party	Status	Vote Percent
<b>R. Frantz</b>	<b>Rep</b>	<b>Incumbent</b>	<b>98.5</b>

<b>Presque Isle</b> Population 13,376			
<b>Primary Election</b>			
Candidate	Party	Status	Vote Percent
M. Goodrich	Rep	Open Seat	44.43
<b>K. Radzibon</b>	<b>Rep</b>	<b>Open Seat</b>	<b>55.53</b>

<b>Roscommon</b> Population 24,449			
Candidate	Party	Status	Vote Percent
<b>M. Jerrigan</b>	<b>Rep</b>	<b>Incumbent</b>	<b>N/A*</b>

<b>Saginaw</b> Population 200,169			
Candidate	Party	Status	Vote Percent
<b>J. McColgan</b>	<b>Dem</b>	<b>Incumbent</b>	<b>98.46</b>

<b>Sanilac</b> Population 43,114			
Candidate	Party	Status	Vote Percent
<b>J. Young</b>	<b>Rep</b>	<b>Incumbent</b>	<b>100</b>

<b>Schoolcraft</b> Population 8,485			
Candidate	Party	Status	Vote Percent
<b>T. Noble</b>	<b>Rep</b>	<b>Incumbent</b>	<b>96.79</b>

---

\* Unable to obtain election results from county clerk.

Shiawassee Population 70,648			
Candidate	Party	Status	Vote Percent
<b>D. Finnegan</b>	<b>Rep</b>	<b>Incumbent</b>	<b>100</b>

St. Clair Population 163,040			
Candidate	Party	Status	Vote Percent
<b>M. Wendling</b>	<b>Rep</b>	<b>Incumbent</b>	<b>100</b>

St. Joseph Population 61,295			
Candidate	Party	Status	Vote Percent
<b>J. McDonough</b>	<b>Rep</b>	<b>Incumbent</b>	<b>98.34</b>

Tuscola Population 55,729			
Candidate	Party	Status	Vote Percent
<b>M. Reese</b>	<b>Rep</b>	<b>Incumbent</b>	<b>98.57</b>

Van Buren Population 76,258			
Candidate	Party	Status	Vote Percent
<b>M. Bedford</b>	<b>Rep</b>	<b>Incumbent</b>	<b>100</b>

Washtenaw Population 344,791			
Candidate	Party	Status	Vote Percent
<b>B. Mackie</b>	<b>Dem</b>	<b>Incumbent</b>	<b>98.87</b>

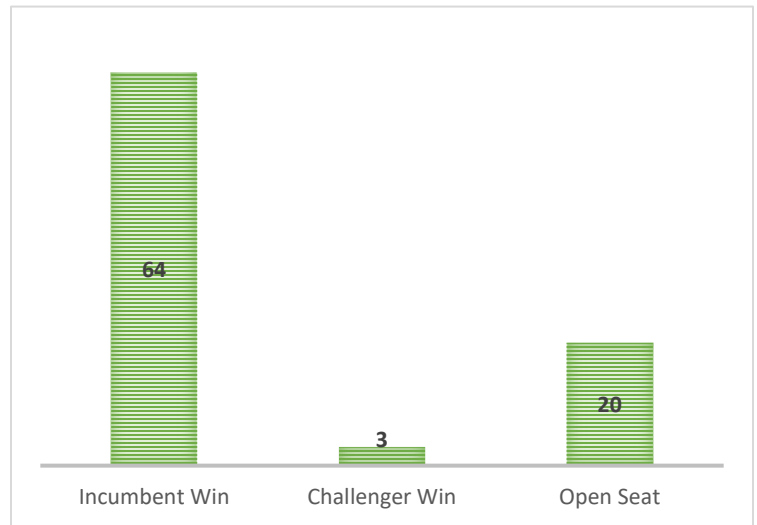
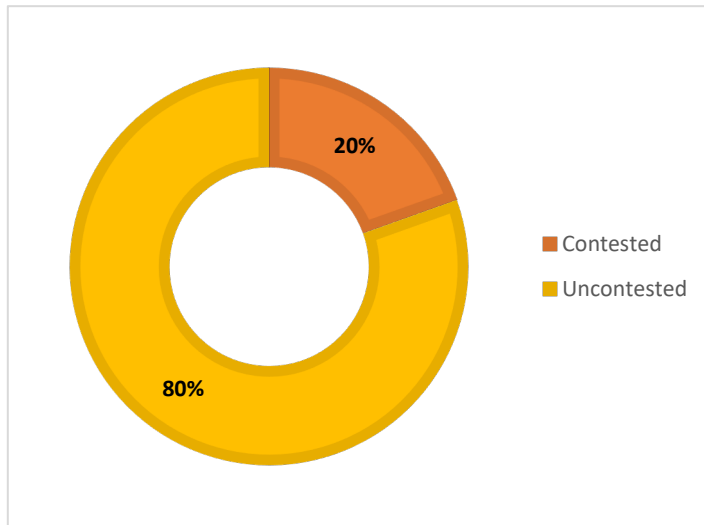
Wayne Population 1,820,584			
General Election			
Candidate	Party	Status	Vote Percent
D. Afton	Ind	Challenger	15.77
<b>K. Worthy</b>	<b>Dem</b>	<b>Incumbent</b>	<b>83.56</b>

Wexford Population 32,735			
Primary Election			
Candidate	Party	Status	Vote Percent
A. Badovinac	Rep	Incumbent	43.06
<b>J. Elmore</b>	<b>Rep</b>	<b>Challenger</b>	<b>56.93</b>



## Minnesota

Minnesota elects 87 county attorneys in nonpartisan elections. The county attorneys serve four year terms, and they preside over a single county. Minnesota does not hold primary elections if fewer than three candidates file for county attorney. The data in this report comes from the 2014 election.



### District Overview

Aitkin Population 16,202			
Candidate	Party	Status	Vote Percent
J. Ratz	NP	Incumbent	99.28

Anoka Population 330,844			
Candidate	Party	Status	Vote Percent
A. Palumbo	NP	Incumbent	99.12

Becker Population 32,504			
Candidate	Party	Status	Vote Percent
G. Thilmony	NP	Incumbent	99.41

<b>Beltrami</b>			
Population 44,442			
<b>Primary Election</b>			
Candidate	Party	Status	Vote Percent
D. Carter	NP	Open Seat	13.92
<b>A. Claesson-Huseby</b>	<b>NP</b>	<b>Open Seat</b>	<b>58.52</b>
D. Hanson	NP	Open Seat	27.56
<b>General Election</b>			
<b>A. Claesson-Huseby</b>	<b>NP</b>	<b>Open Seat</b>	<b>51.84</b>
D. Hanson	NP	Open Seat	48.01

<b>Benton</b>			
Population 38,451			
Candidate	Party	Status	Vote Percent
<b>P. Miller</b>	<b>NP</b>	<b>Open Seat</b>	<b>99.33</b>

<b>Big Stone</b>			
Population 5,269			
Candidate	Party	Status	Vote Percent
<b>B. Watson</b>	<b>NP</b>	<b>Incumbent</b>	<b>100</b>

<b>Blue Earth</b>			
Population 64,013			
<b>Primary Election</b>			
Candidate	Party	Status	Vote Percent
J. Birkholz	NP	Open Seat	30.21
K. Friedrichs	NP	Open Seat	22.25
<b>P. McDermott</b>	<b>NP</b>	<b>Open Seat</b>	<b>47.54</b>
<b>General Election</b>			
J. Birkholz	NP	Open Seat	46.95
<b>P. McDermott</b>	<b>NP</b>	<b>Open Seat</b>	<b>52.59</b>

<b>Brown</b>			
Population 25,893			
Candidate	Party	Status	Vote Percent
<b>C. Hanson</b>	<b>NP</b>	<b>Open Seat</b>	<b>53.75</b>
R. Hinnenthal	NP	Open Seat	46.13

<b>Carlton</b>			
Population 35,386			
Candidate	Party	Status	Vote Percent
D. Genereau	NP	Challenger	40.59
<b>T. Pertler</b>	<b>NP</b>	<b>Incumbent</b>	<b>58.85</b>

<b>Carver</b>			
Population 91,042			
Candidate	Party	Status	Vote Percent
<b>M. Metz</b>	<b>NP</b>	<b>Incumbent</b>	<b>99.18</b>

Cass Population 28,567			
Candidate	Party	Status	Vote Percent
<b>C. Strandlie</b>	<b>NP</b>	<b>Open Seat</b>	<b>99.24</b>

Chippewa Population 12,441			
Candidate	Party	Status	Vote Percent
<b>D. Gilbertson</b>	<b>NP</b>	<b>Open Seat</b>	<b>99.69</b>

Chisago Population 53,887			
Candidate	Party	Status	Vote Percent
J. Johnson	NP	Open Seat	41.44
<b>J. Reiter</b>	<b>NP</b>	<b>Open Seat</b>	<b>58.31</b>

Clay Population 58,999			
Candidate	Party	Status	Vote Percent
<b>B. Melton</b>	<b>NP</b>	<b>Incumbent</b>	<b>99.09</b>

Clearwater Population 8,695			
Candidate	Party	Status	Vote Percent
<b>R. Mollin</b>	<b>NP</b>	<b>Incumbent</b>	<b>100</b>

Cook Population 5,176			
Candidate	Party	Status	Vote Percent
<b>M. Hicken</b>	<b>NP</b>	<b>Open Seat</b>	<b>98.03</b>

Cottonwood Population 11,687			
Candidate	Party	Status	Vote Percent
<b>N. Anderson</b>	<b>NP</b>	<b>Incumbent</b>	<b>99.37</b>

Crow Wing Population 62,500			
Candidate	Party	Status	Vote Percent
<b>D. Ryan</b>	<b>NP</b>	<b>Incumbent</b>	<b>99.09</b>

Dakota Population 398,552			
Candidate	Party	Status	Vote Percent
<b>J. Backstrom</b>	<b>NP</b>	<b>Incumbent</b>	<b>98.65</b>

<b>Dodge</b> Population 20,087			
Candidate	Party	Status	Vote Percent
<b>P. Kiltinen</b>	<b>NP</b>	<b>Incumbent</b>	<b>97.95</b>

<b>Douglas</b> Population 36,009			
Candidate	Party	Status	Vote Percent
<b>C. Larson</b>	<b>NP</b>	<b>Incumbent</b>	<b>99.37</b>

<b>Faribault</b> Population 14,553			
Candidate	Party	Status	Vote Percent
<b>T. Timmerman</b>	<b>NP</b>	<b>Incumbent</b>	<b>99.44</b>

<b>Fillmore</b> Population 20,866			
Candidate	Party	Status	Vote Percent
<b>B. Corson</b>	<b>NP</b>	<b>Incumbent</b>	<b>98.75</b>

<b>Freeborn</b> Population 31,255			
Candidate	Party	Status	Vote Percent
<b>C. Nelson</b>	<b>NP</b>	<b>Open Seat</b>	<b>98.26</b>

<b>Goodhue</b> Population 46,183			
Candidate	Party	Status	Vote Percent
<b>S. Betcher</b>	<b>NP</b>	<b>Incumbent</b>	<b>99.2</b>

<b>Grant</b> Population 6,018			
Candidate	Party	Status	Vote Percent
<b>J. Anderson</b>	<b>NP</b>	<b>Incumbent</b>	<b>98.18</b>

<b>Hennepin</b> Population 1,152,425			
Candidate	Party	Status	Vote Percent
<b>M. Freeman</b>	<b>NP</b>	<b>Incumbent</b>	<b>98.34</b>

<b>Houston</b> Population 19,027			
Candidate	Party	Status	Vote Percent
<b>S. Jandt</b>	<b>NP</b>	<b>Open Seat</b>	<b>99.27</b>

<b>Hubbard</b> Population 20,428			
Candidate	Party	Status	Vote Percent
<b>D. Dearstyne</b>	<b>NP</b>	<b>Incumbent</b>	<b>98.84</b>

<b>Isanti</b> Population 37,816			
Candidate	Party	Status	Vote Percent
<b>J. Edblad</b>	<b>NP</b>	<b>Incumbent</b>	<b>98.23</b>

<b>Itasca</b> Population 45,058			
<b>Primary Election</b>			
Candidate	Party	Status	Vote Percent
J. Dimich	NP	Challenger	28.99
<b>J. Muhar</b>	<b>NP</b>	<b>Incumbent</b>	<b>50.27</b>
E. Tholen	NP	Challenger	20.73
<b>General Election</b>			
J. Dimich	NP	Challenger	42.37
<b>J. Muhar</b>	<b>NP</b>	<b>Incumbent</b>	<b>57.28</b>

<b>Jackson</b> Population 10,266			
<b>General Election</b>			
Candidate	Party	Status	Vote Percent
P. Elbert	NP	Open Seat	25.15
<b>S. Haley</b>	<b>NP</b>	<b>Open Seat</b>	<b>74.82</b>

<b>Kanabec</b> Population 16,239			
Candidate	Party	Status	Vote Percent
<b>B. McFadden</b>	<b>NP</b>	<b>Incumbent</b>	<b>99.07</b>

<b>Kandiyohi</b> Population 42,239			
Candidate	Party	Status	Vote Percent
<b>S. Baker</b>	<b>NP</b>	<b>Incumbent</b>	<b>99.45</b>

<b>Kittson</b> Population 4,552			
Candidate	Party	Status	Vote Percent
<b>R. Malm</b>	<b>NP</b>	<b>Incumbent</b>	<b>98.99</b>

<b>Koochiching</b> Population 13,311			
Candidate	Party	Status	Vote Percent
<b>J. Naglosky</b>	<b>NP</b>	<b>Incumbent</b>	<b>98.98</b>

<b>Lac Qui Parle</b> Population 7,259			
Candidate	Party	Status	Vote Percent
<b>R. Stulz</b>	<b>NP</b>	<b>Incumbent</b>	<b>97.72</b>

Lake			
Population 10,866			
Candidate	Party	Status	Vote Percent
<b>L. Auron</b>	<b>NP</b>	<b>Incumbent</b>	<b>98.74</b>

Lake of the Woods			
Population 4,045			
Candidate	Party	Status	Vote Percent
<b>J. Austad</b>	<b>NP</b>	<b>Incumbent</b>	<b>99.54</b>

LeSueur			
Population 27,703			
Candidate	Party	Status	Vote Percent
<b>B. Christian</b>	<b>NP</b>	<b>Incumbent</b>	<b>99.38</b>

Lincoln			
Population 5,896			
Candidate	Party	Status	Vote Percent
<b>G. Petersen</b>	<b>NP</b>	<b>Incumbent</b>	<b>99.29</b>

Lyon			
Population 25,857			
Candidate	Party	Status	Vote Percent
<b>R. Maes</b>	<b>NP</b>	<b>Incumbent</b>	<b>98.87</b>

Mahnomen			
Population 5,413			
Candidate	Party	Status	Vote Percent
<b>D. Spalla</b>	<b>NP</b>	<b>Incumbent</b>	<b>98.8</b>

Marshall			
Population 9,439			
Candidate	Party	Status	Vote Percent
<b>D. Aandal</b>	<b>NP</b>	<b>Incumbent</b>	<b>99.12</b>

Martin			
Population 20,840			
General Election			
Candidate	Party	Status	Vote Percent
M. Trushenski	NP	Challenger	30.22
<b>T. Viesselman</b>	<b>NP</b>	<b>Incumbent</b>	<b>69.51</b>

McLeod			
Population 36,651			
Candidate	Party	Status	Vote Percent
<b>M. Junge</b>	<b>NP</b>	<b>Incumbent</b>	<b>98.6</b>

<b>Meeker</b>			
Population 23,300			
<b>General Election</b>			
Candidate	Party	Status	Vote Percent
C. Miller	NP	Open Seat	28.96
<b>B. Schiefelbein</b>	<b>NP</b>	<b>Open Seat</b>	<b>70.96</b>

<b>Mille Lacs</b>			
Population 26,097			
Candidate	Party	Status	Vote Percent
M. Herzing	NP	Challenger	39.06
J. Jude	NP	Incumbent	25.56
<b>J. Walsh</b>	<b>NP</b>	<b>Challenger</b>	<b>35.38</b>
<b>General Election</b>			
M. Herzing	NP	Challenger	46.45
<b>J. Walsh</b>	<b>NP</b>	<b>Challenger</b>	<b>53</b>

<b>Morrison</b>			
Population 33,198			
Candidate	Party	Status	Vote Percent
<b>B. Middendorf</b>	<b>NP</b>	<b>Incumbent</b>	<b>98.69</b>

<b>Mower</b>			
Population 39,163			
Candidate	Party	Status	Vote Percent
<b>K. Nelsen</b>	<b>NP</b>	<b>Incumbent</b>	<b>98.97</b>

<b>Murray</b>			
Population 8,725			
Candidate	Party	Status	Vote Percent
<b>T. Smith</b>	<b>NP</b>	<b>Open Seat</b>	<b>97.97</b>

<b>Nicollet</b>			
Population 32,727			
Candidate	Party	Status	Vote Percent
<b>M. Zehnder Fischer</b>	<b>NP</b>	<b>Incumbent</b>	<b>98.79</b>

<b>Nobles</b>			
Population 21,378			
Candidate	Party	Status	Vote Percent
<b>K. Kusz</b>	<b>NP</b>	<b>Incumbent</b>	<b>99.38</b>

<b>Norman</b>			
Population 6,852			
<b>General Election</b>			
Candidate	Party	Status	Vote Percent
<b>J. Brue</b>	<b>NP</b>	<b>Open Seat</b>	<b>58.26</b>
C. Julin	NP	Open Seat	41.66

<b>Olmsted</b> Population 144,248			
Candidate	Party	Status	Vote Percent
<b>M. Ostrem</b>	<b>NP</b>	<b>Incumbent</b>	<b>99.03</b>

<b>Otter Tail</b> Population 57,303			
Candidate	Party	Status	Vote Percent
<b>D. Hauser</b>	<b>NP</b>	<b>Incumbent</b>	<b>99.15</b>

<b>Pennington</b> Population 13,930			
Candidate	Party	Status	Vote Percent
<b>A. Rogalla</b>	<b>NP</b>	<b>Incumbent</b>	<b>100</b>

<b>Pine</b> Population 29,750			
Candidate	Party	Status	Vote Percent
S. Cundy	NP	Open Seat	39.35
<b>R. Frederickson</b>	<b>NP</b>	<b>Open Seat</b>	<b>60.34</b>

<b>Pipestone</b> Population 9,596			
Candidate	Party	Status	Vote Percent
<b>D. Sandy</b>	<b>NP</b>	<b>Open Seat</b>	<b>99.04</b>

<b>Polk</b> Population 31,600			
Candidate	Party	Status	Vote Percent
<b>G. Widseth</b>	<b>NP</b>	<b>Incumbent</b>	<b>97.96</b>

<b>Pope</b> Population 10,995			
Candidate	Party	Status	Vote Percent
<b>N. Nelson</b>	<b>NP</b>	<b>Incumbent</b>	<b>98.69</b>

<b>Ramsey</b> Population 508,640			
Candidate	Party	Status	Vote Percent
<b>J. Choi</b>	<b>NP</b>	<b>Incumbent</b>	<b>98.66</b>

<b>Red Lake</b> Population 4,089			
Candidate	Party	Status	Vote Percent
<b>M. LaCoursiere</b>	<b>NP</b>	<b>Open Seat</b>	<b>99.47</b>



<b>Redwood</b> Population 16,059			
Candidate	Party	Status	Vote Percent
<b>S. Collins</b>	<b>NP</b>	<b>Incumbent</b>	<b>98.57</b>

<b>Renville</b> Population 15,730			
Candidate	Party	Status	Vote Percent
<b>D. Torgelson</b>	<b>NP</b>	<b>Incumbent</b>	<b>99.21</b>

<b>Rice</b> Population 64,142			
<b>General Election</b>			
Candidate	Party	Status	Vote Percent
G. P. Beaumaster	NP	Incumbent	42.59
<b>J. Fossum</b>	<b>NP</b>	<b>Challenger</b>	<b>57.12</b>

<b>Rock</b> Population 9,687			
Candidate	Party	Status	Vote Percent
<b>D. Kloserbuer</b>	<b>NP</b>	<b>Incumbent</b>	<b>98.59</b>

<b>Roseau</b> Population 15,629			
Candidate	Party	Status	Vote Percent
<b>K. Foss</b>	<b>NP</b>	<b>Incumbent</b>	<b>98.09</b>

<b>Scott</b> Population 129,928			
<b>General Election</b>			
Candidate	Party	Status	Vote Percent
<b>R. Hocesvar</b>	<b>NP</b>	<b>Open Seat</b>	<b>51.93</b>
J. Terwedo	NP	Open Seat	47.56

<b>Sherburne</b> Population 88,499			
<b>General Election</b>			
Candidate	Party	Status	Vote Percent
<b>K. Heaney</b>	<b>NP</b>	<b>Incumbent</b>	<b>64.43</b>
D. Snyder	NP	Challenger	35.19

<b>Sibley</b> Population 15,226			
Candidate	Party	Status	Vote Percent
<b>D. Schauer</b>	<b>NP</b>	<b>Incumbent</b>	<b>99.12</b>

<b>St. Louis</b> Population 200,226			
Candidate	Party	Status	Vote Percent
<b>M. Rubin</b>	<b>NP</b>	<b>Incumbent</b>	<b>99.1</b>

<b>Stearns</b> Population 150,642			
<b>General Election</b>			
Candidate	Party	Status	Vote Percent
M. Hansen	NP	Challenger	37.39
<b>J. Kendall</b>	<b>NP</b>	<b>Incumbent</b>	<b>62.37</b>

<b>Steele</b> Population 36,576			
Candidate	Party	Status	Vote Percent
<b>D. McIntosh</b>	<b>NP</b>	<b>Incumbent</b>	<b>99.44</b>

<b>Stevens</b> Population 9,726			
Candidate	Party	Status	Vote Percent
<b>A. Jordan</b>	<b>NP</b>	<b>Incumbent</b>	<b>99.08</b>

<b>Swift</b> Population 9,783			
<b>General Election</b>			
Candidate	Party	Status	Vote Percent
R. Finke	NP	Incumbent	32.51
<b>D. Olson</b>	<b>NP</b>	<b>Challenger</b>	<b>67.47</b>

<b>Todd</b> Population 24,895			
Candidate	Party	Status	Vote Percent
<b>C. Rasmussen</b>	<b>NP</b>	<b>Incumbent</b>	<b>97.94</b>

<b>Traverse</b> Population 3,558			
Candidate	Party	Status	Vote Percent
<b>M. Franzese</b>	<b>NP</b>	<b>Incumbent</b>	<b>98.61</b>

<b>Wabasha</b> Population 21,676			
Candidate	Party	Status	Vote Percent
<b>K. Kelly</b>	<b>NP</b>	<b>Open Seat</b>	<b>99.35</b>

<b>Wadena</b> Population 13,843			
Candidate	Party	Status	Vote Percent
<b>K. Ladd</b>	<b>NP</b>	<b>Incumbent</b>	<b>98.1</b>

<b>Waseca</b> Population 19,136			
Candidate	Party	Status	Vote Percent
<b>B. Miller</b>	<b>NP</b>	<b>Open Seat</b>	<b>98.57</b>

<b>Washington</b> Population 238,136			
Candidate	Party	Status	Vote Percent
<b>P. Orput</b>	<b>NP</b>	<b>Incumbent</b>	<b>99.17</b>

<b>Watsonwan</b> Population 11,211			
Candidate	Party	Status	Vote Percent
<b>S. Lindee</b>	<b>NP</b>	<b>Incumbent</b>	<b>99.13</b>

<b>Wilkin</b> Population 6,576			
Candidate	Party	Status	Vote Percent
<b>T. Fox</b>	<b>NP</b>	<b>Incumbent</b>	<b>97.89</b>

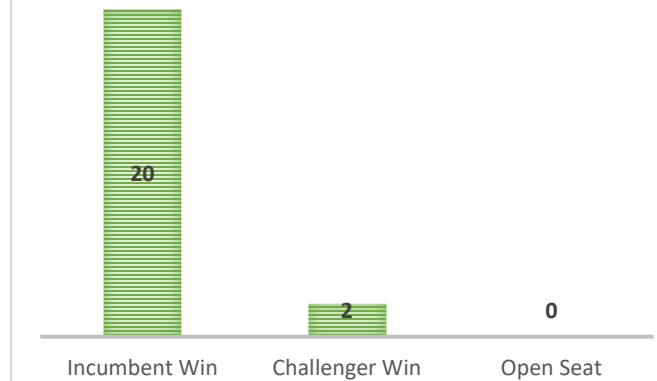
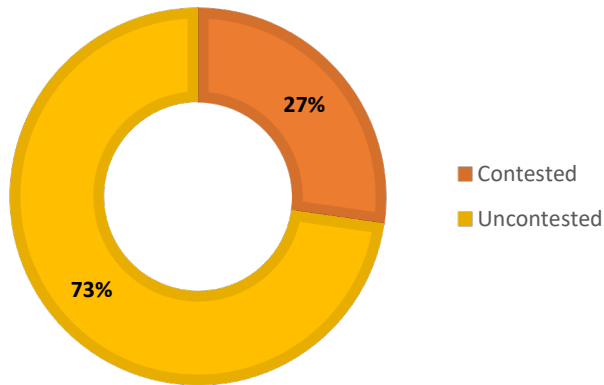
<b>Winona</b> Population 51,461			
Candidate	Party	Status	Vote Percent
<b>K. Sonneman</b>	<b>NP</b>	<b>Incumbent</b>	<b>99.11</b>

<b>Wright</b> Population 124,700			
Candidate	Party	Status	Vote Percent
<b>T. Kelly</b>	<b>NP</b>	<b>Incumbent</b>	<b>99.22</b>

<b>Yellow Medicine</b> Population 10,438			
Candidate	Party	Status	Vote Percent
<b>K. Helgeson</b>	<b>NP</b>	<b>Incumbent</b>	<b>99.29</b>

# Mississippi

Mississippi elects 22 district attorneys in partisan elections. The district attorneys serve four year terms, and they preside over multi-county districts. Mississippi does not require unopposed candidates to appear on the ballot in the primary election. The data in this report comes from the 2015 election.



## District Overview

District 1			
Population 255,183			
Primary Election			
Candidate	Party	Status	Vote Percent
<b>A. Bullard</b>	<b>Dem</b>	<b>Challenger</b>	<b>56.57</b>
P. Gault	Dem	Challenger	43.43
General Election			
A. Bullard	Dem	Challenger	44.9
<b>J. Weddle</b>	<b>Rep</b>	<b>Incumbent</b>	<b>55</b>

District 2			
Population 248,820			
Candidate	Party	Status	Vote Percent
<b>J. Smith</b>	<b>Rep</b>	<b>Incumbent</b>	<b>100</b>

District 3			
Population 174,944			
Candidate	Party	Status	Vote Percent
<b>B. Creekmore</b>	<b>Dem</b>	<b>Incumbent</b>	<b>100</b>

<b>District 4</b> Population 112,904			
Candidate	Party	Status	Vote Percent
<b>W. Richardson</b>	<b>Dem</b>	<b>Incumbent</b>	<b>100</b>

<b>District 5</b> Population 100,990			
Candidate	Party	Status	Vote Percent
<b>D. Evans</b>	<b>Dem</b>	<b>Incumbent</b>	<b>100</b>

<b>District 6</b> Population 63,424			
Candidate	Party	Status	Vote Percent
<b>R. Harper</b>	<b>Dem</b>	<b>Incumbent</b>	<b>100</b>

<b>District 7</b> Population 245,285			
<b>Primary Election</b>			
Candidate	Party	Status	Vote Percent
<b>R. Smith</b>	<b>Dem</b>	<b>Incumbent</b>	<b>70.9</b>
S. Alexander	Dem	Challenger	29.1

<b>District 8</b> Population 103,465			
<b>General Election</b>			
Candidate	Party	Status	Vote Percent
T. McCaughn	Rep	Challenger	48
<b>M. Duncan</b>	<b>Dem</b>	<b>Incumbent</b>	<b>52</b>

<b>District 9</b> Population 55,095			
Candidate	Party	Status	Vote Percent
<b>R. Smith</b>	<b>Dem</b>	<b>Incumbent</b>	<b>100</b>

<b>District 10</b> Population 128,196			
Candidate	Party	Status	Vote Percent
<b>E. Mitchell</b>	<b>Dem</b>	<b>Incumbent</b>	<b>100</b>

<b>District 11</b> Population 79,297			
<b>Primary Election</b>			
Candidate	Party	Status	Vote Percent
<b>B. Mitchell</b>	<b>Dem</b>	<b>Incumbent</b>	<b>74.57</b>
D. Felton	Dem	Challenger	25.43

<b>District 12</b> Population 87,184			
Candidate	Party	Status	Vote Percent
<b>P. Burchell</b>	<b>Rep</b>	<b>Incumbent</b>	<b>100</b>

<b>District 13</b> Population 80,624			
<b>General Election</b>			
Candidate	Party	Status	Vote Percent
<b>M. Sullivan</b>	<b>Dem</b>	<b>Challenger</b>	<b>58</b>
D. Jones	Rep	Incumbent	34
W. McNair	Ind	Challenger	8.5

<b>District 14</b> Population 90,716			
Candidate	Party	Status	Vote Percent
<b>D. Bates</b>	<b>Dem</b>	<b>Incumbent</b>	<b>100</b>

<b>District 15</b> Population 163,996			
Candidate	Party	Status	Vote Percent
<b>H. Kittrell</b>	<b>Rep</b>	<b>Incumbent</b>	<b>100</b>

<b>District 16</b> Population 139,629			
<b>General Election</b>			
Candidate	Party	Status	Vote Percent
<b>S. Colom</b>	<b>Dem</b>	<b>Challenger</b>	<b>54</b>
F. Allgood	Ind	Incumbent	46

<b>District 17</b> Population 252,901			
Candidate	Party	Status	Vote Percent
<b>J. Champion</b>	<b>Dem</b>	<b>Incumbent</b>	<b>100</b>

<b>District 18</b> Population 67,761			
Candidate	Party	Status	Vote Percent
<b>A. Buckley</b>	<b>Rep</b>	<b>Incumbent</b>	<b>100</b>

<b>District 19</b> Population 176,646			
Candidate	Party	Status	Vote Percent
<b>A. Lawrence</b>	<b>Rep</b>	<b>Incumbent</b>	<b>100</b>

<b>District 20</b> Population 236,820			
Candidate	Party	Status	Vote Percent
<b>M. Guest</b>	<b>Rep</b>	<b>Incumbent</b>	<b>100</b>

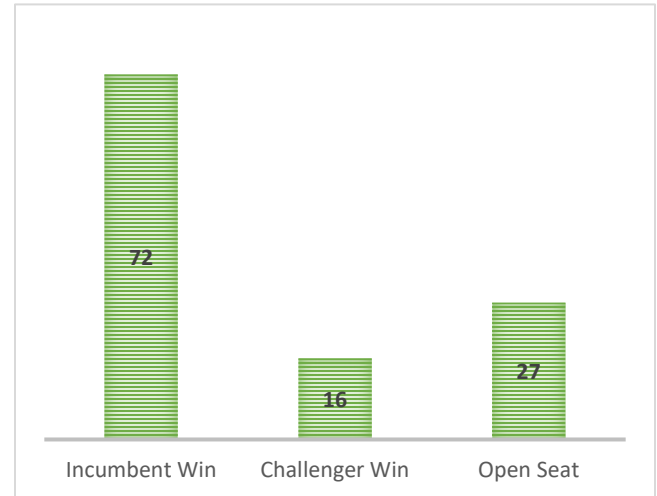
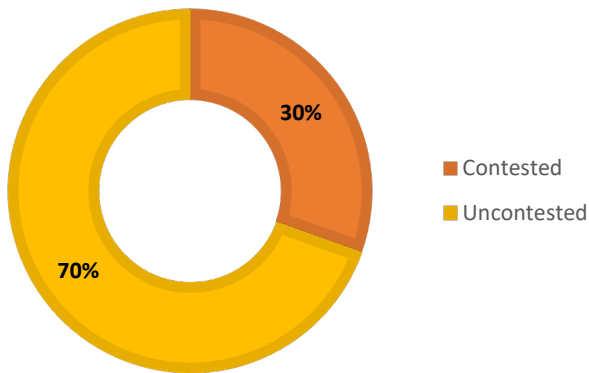
<b>District 21</b> Population 56,638			
Candidate	Party	Status	Vote Percent
<b>A. Oliver</b>	<b>Dem</b>	<b>Incumbent</b>	<b>100</b>

<b>District 22</b> Population 46,779			
Candidate	Party	Status	Vote Percent
<b>A. Martin</b>	<b>Dem</b>	<b>Incumbent</b>	<b>100</b>

<b>District</b>	<b>Counties</b>
<b>1</b>	Alcorn, Itawamba, Lee, Monroe, Pontotoc, Prentiss, Tishomingo
<b>2</b>	Hancock, Harrison, Stone
<b>3</b>	Benton, Calhoun, Chickasaw, Lafayette, Marshall, Tippah, Union
<b>4</b>	Leflore, Sunflower, Washington
<b>5</b>	Attala, Carroll, Choctaw, Grenada, Montgomery, Webster, Winston
<b>6</b>	Adams, Amite, Franklin, Wilkinson
<b>7</b>	Hinds
<b>8</b>	Leake, Neshoba, Newton, Scott
<b>9</b>	Issaquena, Sharkey, Warren
<b>10</b>	Clarke, Kemper, Lauderdale, Wayne
<b>11</b>	Bolivar, Coahoma, Quitman, Tunica
<b>12</b>	Forrest, Perry
<b>13</b>	Covington, Jasper, Simpson, Smith
<b>14</b>	Lincoln, Pike, Walthall
<b>15</b>	Jefferson Davis, Lamar, Lawrence, Marion, Pearl River
<b>16</b>	Clay, Lowndes, Noxubee, Okitbbeh
<b>17</b>	Desoto, Panola, Tallahatchie, Tate, Yalobusha
<b>18</b>	Jones
<b>19</b>	George, Greene, Jackson
<b>20</b>	Madison, Rankin
<b>21</b>	Holmes, Humphreys, Yazoo
<b>22</b>	Claiborne, Copiah, Jefferson

## Missouri

Missouri elects 115 prosecuting attorneys in partisan elections. The prosecuting attorneys serve four year terms, and they preside over a single county. The city of St. Louis has its own circuit attorney. The data in this report comes from elections held in 2014 and 2016. In those election cycles, two counties—Sullivan County and Worth County—did not have a single candidate run for prosecuting attorney.



### District Overview

Adair Population 25,607			
Candidate	Party	Status	Vote Percent
<b>M. Wilson</b>	<b>Dem</b>	<b>Incumbent</b>	<b>98.25</b>

Andrew Population 17,291			
Candidate	Party	Status	Vote Percent
<b>S. Stevenson</b>	<b>Rep</b>	<b>Incumbent</b>	<b>100</b>

Atchison Population 5,685			
Candidate	Party	Status	Vote Percent
<b>B. Hurst</b>	<b>Ind</b>	<b>Open Seat</b>	<b>100</b>

Audrain Population 25,529			
Candidate	Party	Status	Vote Percent
<b>J. Shellabarger</b>	<b>Dem</b>	<b>Incumbent</b>	<b>98</b>

Barry Population 35,597			
----------------------------	--	--	--



<b>Primary Election</b>			
Candidate	Party	Status	Vote Percent
S. Dunker	Rep	Open Seat	18.27
M. Weatherman	Rep	Open Seat	20.03
<b>A. Boxx</b>	<b>Rep</b>	<b>Open Seat</b>	<b>61.7</b>

<b>Barton</b> Population 12,402			
Candidate	Party	Status	Vote Percent
<b>S. Kaderly</b>	<b>Dem</b>	<b>Incumbent</b>	<b>N/A *</b>

<b>Bates</b> Population 17,049			
Candidate	Party	Status	Vote Percent
<b>H. Jenkins</b>	<b>Dem</b>	<b>Incumbent</b>	<b>96.87</b>

<b>Benton</b> Population 19,056			
Candidate	Party	Status	Vote Percent
<b>K. Woodley</b>	<b>Rep</b>	<b>Incumbent</b>	<b>98.48</b>

<b>Bollinger</b> Population 12,363			
<b>Primary Election</b>			
Candidate	Party	Status	Vote Percent
S. Gray	Rep	Incumbent	36.32
<b>H. Robins</b>	<b>Rep</b>	<b>Challenger</b>	<b>63.68</b>

<b>Boone</b> Population 162,642			
Candidate	Party	Status	Vote Percent
<b>D. Knight</b>	<b>Dem</b>	<b>Incumbent</b>	<b>100</b>

<b>Buchanan</b> Population 89,201			
Candidate	Party	Status	Vote Percent
<b>D. Scroggins, Jr.</b>	<b>Dem</b>	<b>Incumbent</b>	<b>97.15</b>

<b>Butler</b> Population 42,794			
Candidate	Party	Status	Vote Percent
<b>K. Barbour</b>	<b>Rep</b>	<b>Incumbent</b>	<b>98.79</b>

---

\* Unable to obtain election results from county clerk.

<b>Caldwell</b> Population 9,424			
Candidate	Party	Status	Vote Percent
<b>B. Kopek</b>	<b>Rep</b>	<b>Incumbent</b>	<b>98.58</b>

<b>Callaway</b> Population 44,332			
Candidate	Party	Status	Vote Percent
<b>C. Wilson</b>	<b>Rep</b>	<b>Incumbent</b>	<b>98.85</b>

<b>Camden</b> Population 44,002			
<b>Primary Election</b>			
Candidate	Party	Status	Vote Percent
C. Bradbury	Rep	Challenger	30.95
B. Keedy	Rep	Incumbent	19.59
<b>M. Gilley</b>	<b>Rep</b>	<b>Challenger</b>	<b>49.45</b>

<b>Cape Girardeau</b> Population 75,674			
Candidate	Party	Status	Vote Percent
<b>C. Limbaugh</b>	<b>Rep</b>	<b>Incumbent</b>	<b>98.32</b>

<b>Carroll</b> Population 9,295			
Candidate	Party	Status	Vote Percent
<b>C. Brown</b>	<b>Dem</b>	<b>Incumbent</b>	<b>97.24</b>

<b>Carter</b> Population 6,265			
Candidate	Party	Status	Vote Percent
<b>E. Richardson</b>	<b>Dem</b>	<b>Incumbent</b>	<b>100</b>

<b>Cass</b> Population 99,478			
<b>General Election</b>			
Candidate	Party	Status	Vote Percent
<b>B. Butler</b>	<b>Rep</b>	<b>Challenger</b>	<b>52.8</b>
T. Hensley	Dem	Incumbent	47.14

<b>Cedar</b> Population 13,982			
<b>Primary Election</b>			
Candidate	Party	Status	Vote Percent
R. Breshears	Rep	Open Seat	47.72
<b>T. Gaither</b>	<b>Rep</b>	<b>Open Seat</b>	<b>52.28</b>

<b>Chariton</b>			
Population 7,831			
<b>General Election</b>			
Candidate	Party	Status	Vote Percent
<b>R. Wheeler</b>	<b>Ind</b>	<b>Open Seat</b>	<b>50.52</b>
B. Scheiderer	Rep	Open Seat	49.31

<b>Christian</b>			
Population 77,422			
Candidate	Party	Status	Vote Percent
<b>A. Fite</b>	<b>Rep</b>	<b>Incumbent</b>	<b>98.99</b>

<b>Clark*</b>			
Population 7,139			
<b>Primary Election</b>			
Candidate	Party	Status	Vote Percent
<b>J. Moon</b>	<b>Dem</b>	<b>Incumbent</b>	<b>100</b>
<b>General Election</b>			
<b>H. Conger</b>	<b>Rep</b>	<b>Challenger</b>	<b>100</b>

<b>Clay</b>			
Population 221,939			
Candidate	Party	Status	Vote Percent
<b>D. White</b>	<b>Dem</b>	<b>Incumbent</b>	<b>96.04</b>

<b>Clinton</b>			
Population 20,743			
Candidate	Party	Status	Vote Percent
<b>J. Gagnon</b>	<b>Dem</b>	<b>Incumbent</b>	<b>98.07</b>

<b>Cole</b>			
Population 75,990			
<b>General Election</b>			
Candidate	Party	Status	Vote Percent
A. Gandhi	Ind	Challenger	44.12
<b>M. Richardson</b>	<b>Rep</b>	<b>Incumbent</b>	<b>55.67</b>

<b>Cooper</b>			
Population 17,601			
Candidate	Party	Status	Vote Percent
<b>D. Abele</b>	<b>Rep</b>	<b>Incumbent</b>	<b>98.64</b>

---

\* Candidate J. Moon dropped out of the race prior to the general election

<b>Crawford</b>			
Population 24,696			
<b>General Election</b>			
Candidate	Party	Status	Vote Percent
W. Seay	Dem	Challenger	32.74
<b>J. Howald</b>	<b>Rep</b>	<b>Incumbent</b>	<b>67.14</b>

<b>Dade</b>			
Population 7,883			
Candidate	Party	Status	Vote Percent
<b>G. Troxell</b>	<b>Rep</b>	<b>Incumbent</b>	<b>98.72</b>

<b>Dallas</b>			
Population 16,777			
<b>Primary Election</b>			
Candidate	Party	Status	Vote Percent
J. Baker	Rep	Challenger	37.5
A. Mead	Rep	Challenger	24.64
<b>B. Viets</b>	<b>Rep</b>	<b>Incumbent</b>	<b>37.89</b>

<b>Daviess</b>			
Population 8,433			
Candidate	Party	Status	Vote Percent
<b>A. Gibson</b>	<b>Dem</b>	<b>Incumbent</b>	<b>97.01</b>

<b>DeKalb</b>			
Population 12,892			
Candidate	Party	Status	Vote Percent
<b>E. Tate</b>	<b>Dem</b>	<b>Incumbent</b>	<b>98.01</b>

<b>Dent</b>			
Population 15,657			
Candidate	Party	Status	Vote Percent
<b>A. Curley</b>	<b>Rep</b>	<b>Incumbent</b>	<b>98.64</b>

<b>Douglas</b>			
Population 13,684			
Candidate	Party	Status	Vote Percent
<b>C. Wade</b>	<b>Rep</b>	<b>Open Seat</b>	<b>98.8</b>

<b>Dunklin</b>			
Population 31,953			
<b>Primary Election</b>			
Candidate	Party	Status	Vote Percent
<b>J. McCormick</b>	<b>Dem</b>	<b>Challenger</b>	<b>54.02</b>
S. Sokoloff	Dem	Incumbent	45.98

<b>Franklin</b> Population 101,492			
Candidate	Party	Status	Vote Percent
<b>R. Parks</b>	<b>Rep</b>	<b>Incumbent</b>	<b>97.9</b>

<b>Gasconade</b> Population 15,222			
Candidate	Party	Status	Vote Percent
<b>M. Weston</b>	<b>Rep</b>	<b>Open Seat</b>	<b>100</b>

<b>Gentry</b> Population 6,738			
Candidate	Party	Status	Vote Percent
<b>D. Parman</b>	<b>Rep</b>	<b>Open Seat</b>	<b>99.29</b>

<b>Greene</b> Population 275,174			
Candidate	Party	Status	Vote Percent
<b>D. Patterson</b>	<b>Rep</b>	<b>Incumbent</b>	<b>97.33</b>

<b>Grundy</b> Population 10,261			
<b>General Election</b>			
Candidate	Party	Status	Vote Percent
C. Stallings	Dem	Incumbent	35.36
<b>C. Lamm-Clark</b>	<b>Rep</b>	<b>Challenger</b>	<b>64.44</b>

<b>Harrison</b> Population 8,957			
<b>Primary Election</b>			
Candidate	Party	Status	Vote Percent
N. Easton	Rep	Open Seat	39.33
<b>R. Turner</b>	<b>Rep</b>	<b>Open Seat</b>	<b>60.67</b>

<b>Henry</b> Population 22,272			
<b>Primary Election</b>			
Candidate	Party	Status	Vote Percent
Z. Maggi	Dem	Challenger	45.76
<b>R. Shields</b>	<b>Dem</b>	<b>Incumbent</b>	<b>54.24</b>

<b>Hickory</b> Population 9,627			
Candidate	Party	Status	Vote Percent
<b>M. Brown</b>	<b>Rep</b>	<b>Open Seat</b>	<b>99.32</b>

<b>Holt</b> Population 4,912			
Candidate	Party	Status	Vote Percent
<b>R. Shepherd</b>	<b>Rep</b>	<b>Incumbent</b>	<b>98.46</b>

<b>Howard</b> Population 10,144			
<b>General Election</b>			
Candidate	Party	Status	Vote Percent
<b>S. Murrell</b>	<b>Dem</b>	<b>Challenger</b>	<b>54.23</b>
D. Riekhof	Rep	Incumbent	45.74

<b>Howell</b> Population 40,400			
Candidate	Party	Status	Vote Percent
<b>M. Hutchings</b>	<b>Rep</b>	<b>Incumbent</b>	<b>100</b>

<b>Iron</b> Population 10,630			
<b>Primary Election</b>			
Candidate	Party	Status	Vote Percent
<b>B. Parker</b>	<b>Dem</b>	<b>Incumbent</b>	<b>53.9</b>
M. Randazzo	Dem	Challenger	46.1

<b>Jackson</b> Population 674,158			
Candidate	Party	Status	Vote Percent
<b>J. Baker</b>	<b>Dem</b>	<b>Incumbent</b>	<b>96.65</b>

<b>Jasper</b> Population 117,404			
Candidate	Party	Status	Vote Percent
<b>D. Dankelson</b>	<b>Rep</b>	<b>Incumbent</b>	<b>98.16</b>

<b>Jefferson</b> Population 218,733			
Candidate	Party	Status	Vote Percent
<b>F. Wegge</b>	<b>Dem</b>	<b>Incumbent</b>	<b>100</b>

<b>Johnson</b> Population 52,595			
<b>Primary Election</b>			
Candidate	Party	Status	Vote Percent
<b>R. Russell</b>	<b>Rep</b>	<b>Challenger</b>	<b>68.3</b>
L. Stoppy	Rep	Incumbent	31.7

<b>Knox*</b>			
Population 4,131			
<b>Primary Election</b>			
Candidate	Party	Status	Vote Percent
<b>J. Ahern</b>	<b>Dem</b>	<b>Open Seat</b>	<b>100</b>
<b>General Election</b>			
<b>J. Fortney</b>	<b>Rep</b>	<b>Open Seat</b>	<b>99</b>

<b>Laclede</b>			
Population 35,571			
Candidate	Party	Status	Vote Percent
<b>J. Morris</b>	<b>Rep</b>	<b>Incumbent</b>	<b>98.89</b>

<b>Lafayette</b>			
Population 33,381			
<b>Primary Election</b>			
Candidate	Party	Status	Vote Percent
J. Taylor	Dem	Open Seat	42.16
<b>K. Hilbrenner</b>	<b>Dem</b>	<b>Open Seat</b>	<b>57.84</b>
<b>General Election</b>			
<b>K. Hilbrenner</b>	<b>Dem</b>	<b>Open Seat</b>	<b>55.03</b>
C. Perry Jr.	Rep	Open Seat	44.73

<b>Lawrence</b>			
Population 38,634			
Candidate	Party	Status	Vote Percent
<b>A. Trotter</b>	<b>Rep</b>	<b>Incumbent</b>	<b>98.83</b>

<b>Lewis</b>			
Population 10,211			
Candidate	Party	Status	Vote Percent
<b>J. DeCoster</b>	<b>Dem</b>	<b>Incumbent</b>	<b>100</b>

<b>Lincoln</b>			
Population 52,566			
Candidate	Party	Status	Vote Percent
<b>L. Askey</b>	<b>Dem</b>	<b>Incumbent</b>	<b>95.29</b>

<b>Linn</b>			
Population 12,761			
Candidate	Party	Status	Vote Percent
<b>T. Carlson</b>	<b>Dem</b>	<b>Incumbent</b>	<b>96.43</b>

---

\* Candidate J. Ahern dropped out of the race prior to the general election.

Livingston			
Population 15,195			
Candidate	Party	Status	Vote Percent
<b>A. Warren</b>	<b>Rep</b>	<b>Incumbent</b>	<b>98.9</b>

Macon			
Population 15,566			
Candidate	Party	Status	Vote Percent
<b>J. Meisner</b>	<b>Dem</b>	<b>Incumbent</b>	<b>100</b>

Madison			
Population 12,226			
General Election			
Candidate	Party	Status	Vote Percent
J. Cox	Dem	Challenger	34.97
<b>M. Robbins</b>	<b>Rep</b>	<b>Incumbent</b>	<b>64.96</b>

Maries			
Population 9,176			
General Election			
Candidate	Party	Status	Vote Percent
<b>T. Schwartz</b>	<b>Dem</b>	<b>Incumbent</b>	<b>51.77</b>
A. Skouby	Rep	Challenger	48.15

Marion			
Population 28,781			
Candidate	Party	Status	Vote Percent
<b>D. Clayton</b>	<b>Dem</b>	<b>Open Seat</b>	<b>98.56</b>

McDonald			
Population 23,083			
Candidate	Party	Status	Vote Percent
<b>B. Dobbs</b>	<b>Rep</b>	<b>Open Seat</b>	<b>97.63</b>

Mercer			
Population 3,785			
Candidate	Party	Status	Vote Percent
<b>J. Young</b>	<b>Rep</b>	<b>Incumbent</b>	<b>86.72</b>

Miller			
Population 24,748			
Primary Election			
Candidate	Party	Status	Vote Percent
M. Howard	Rep	Incumbent	37.03
<b>B. Winfrey</b>	<b>Rep</b>	<b>Challenger</b>	<b>62.96</b>



<b>Mississippi</b> Population 14,358			
Candidate	Party	Status	Vote Percent
<b>D. Cann</b>	<b>Dem</b>	<b>Incumbent</b>	<b>N/A*</b>

<b>Moniteau</b> Population 15,607			
Candidate	Party	Status	Vote Percent
<b>S. Healea</b>	<b>Rep</b>	<b>Incumbent</b>	<b>100</b>

<b>Monroe</b> Population 8,840			
Candidate	Party	Status	Vote Percent
<b>T. Kendrick</b>	<b>Dem</b>	<b>Incumbent</b>	<b>98.31</b>

<b>Montgomery</b> Population 12,236			
Candidate	Party	Status	Vote Percent
<b>N. Carroz</b>	<b>Rep</b>	<b>Open Seat</b>	<b>100</b>

<b>Morgan</b> Population 20,565			
Candidate	Party	Status	Vote Percent
<b>D. Dunklee</b>	<b>Dem</b>	<b>Incumbent</b>	<b>100</b>

<b>New Madrid</b> Population 18,956			
Candidate	Party	Status	Vote Percent
<b>A. Lawson</b>	<b>Dem</b>	<b>Open Seat</b>	<b>98.85</b>

<b>Newton</b> Population 58,114			
Candidate	Party	Status	Vote Percent
<b>J. Skouby</b>	<b>Rep</b>	<b>Incumbent</b>	<b>98.83</b>

<b>Nodaway</b> Population 23,370			
Candidate	Party	Status	Vote Percent
<b>B. Rice</b>	<b>Rep</b>	<b>Incumbent</b>	<b>97.53</b>

<b>Oregon</b> Population 10,881			
Candidate	Party	Status	Vote Percent
<b>J. Crask</b>	<b>Dem</b>	<b>Open Seat</b>	<b>98.5</b>

---

\* Unable to obtain election results from county clerk.

<b>Osage</b> Population 13,878			
Candidate	Party	Status	Vote Percent
<b>A. Grellner</b>	<b>Dem</b>	<b>Incumbent</b>	<b>98.94</b>

<b>Ozark</b> Population 9,723			
<b>General Election</b>			
Candidate	Party	Status	Vote Percent
<b>T. Cline</b>	<b>Rep</b>	<b>Incumbent</b>	<b>68.66</b>
L. McKinney	Dem	Challenger	31.26

<b>Pemiscot</b> Population 18,296			
Candidate	Party	Status	Vote Percent
<b>J. Lytle</b>	<b>Dem</b>	<b>Open Seat</b>	<b>98.95</b>

<b>Perry</b> Population 18,971			
Candidate	Party	Status	Vote Percent
<b>T. Hoeh</b>	<b>Rep</b>	<b>Incumbent</b>	<b>98.87</b>

<b>Pettis</b> Population 42,201			
<b>Primary Election</b>			
Candidate	Party	Status	Vote Percent
M. McNeal	Rep	Open Seat	17.66
A. Rehmer	Rep	Open Seat	21.12
<b>P. Sawyer</b>	<b>Rep</b>	<b>Open Seat</b>	<b>35.22</b>
K. Tanner	Rep	Open Seat	25.96

<b>Phelps</b> Population 45,156			
<b>Primary Election</b>			
Candidate	Party	Status	Vote Percent
B. Shockley	Rep	Open Seat	31.02
<b>B. Fox</b>	<b>Rep</b>	<b>Open Seat</b>	<b>68.98</b>

<b>Pike</b> Population 18,516			
Candidate	Party	Status	Vote Percent
<b>M. Fisher</b>	<b>Dem</b>	<b>Incumbent</b>	<b>98.44</b>

<b>Platte</b> Population 89,322			
Candidate	Party	Status	Vote Percent
<b>E. Zahnd</b>	<b>Rep</b>	<b>Incumbent</b>	<b>97.63</b>

<b>Polk</b> Population 31,137			
Candidate	Party	Status	Vote Percent
<b>K. Ashlock</b>	<b>Rep</b>	<b>Incumbent</b>	<b>98.78</b>

<b>Pulaski</b> Population 52,274			
<b>General Election</b>			
Candidate	Party	Status	Vote Percent
<b>K. Hillman</b>	<b>Rep</b>	<b>Incumbent</b>	<b>81.82</b>
W. Gifford	Dem	Challenger	18.01

<b>Putnam</b> Population 4,979			
Candidate	Party	Status	Vote Percent
<b>T. Keedy</b>	<b>Rep</b>	<b>Incumbent</b>	<b>99.08</b>

<b>Ralls</b> Population 10,167			
Candidate	Party	Status	Vote Percent
<b>R. Rodenbaugh</b>	<b>Dem</b>	<b>Incumbent</b>	<b>98.21</b>

<b>Randolph</b> Population 25,414			
<b>General Election</b>			
Candidate	Party	Status	Vote Percent
<b>M. Fusselman</b>	<b>Rep</b>	<b>Incumbent</b>	<b>55.53</b>
C. Thornburg	Dem	Challenger	44.39

<b>Ray</b> Population 23,494			
<b>General Election</b>			
Candidate	Party	Status	Vote Percent
<b>C. Johnston</b>	<b>Rep</b>	<b>Challenger</b>	<b>59.89</b>
D. Rogers	Dem	Incumbent	40.03

<b>Reynolds</b> Population 6,696			
<b>Primary Election</b>			
Candidate	Party	Status	Vote Percent
<b>B. Thompson</b>	<b>Dem</b>	<b>Challenger</b>	<b>67.43</b>
R. Johnson	Dem	Incumbent	32.56

<b>Ripley</b> Population 14,100			
Candidate	Party	Status	Vote Percent
<b>C. Miller</b>	<b>Dem</b>	<b>Open Seat</b>	<b>100</b>

<b>Saline</b> Population 23,370			
Candidate	Party	Status	Vote Percent
<b>D. Stouffer</b>	<b>Dem</b>	<b>Incumbent</b>	<b>98.68</b>

<b>Schuyler</b> Population 4,431			
Candidate	Party	Status	Vote Percent
<b>L. Gravett</b>	<b>Dem</b>	<b>Open Seat</b>	<b>99.52</b>

<b>Scotland</b> Population 4,843			
<b>General Election</b>			
Candidate	Party	Status	Vote Percent
<b>K. Nicoli</b>	<b>Dem</b>	<b>Incumbent</b>	<b>68.64</b>
A. Wilson	Rep	Challenger	31.35

<b>Scott</b> Population 39,191			
Candidate	Party	Status	Vote Percent
<b>P. Boyd</b>	<b>Dem</b>	<b>Incumbent</b>	<b>97.55</b>

<b>Shannon</b> Population 8,441			
Candidate	Party	Status	Vote Percent
<b>J. Brumble</b>	<b>Dem</b>	<b>Incumbent</b>	<b>100</b>

<b>Shelby</b> Population 6,373			
Candidate	Party	Status	Vote Percent
<b>J. Force</b>	<b>Dem</b>	<b>Incumbent</b>	<b>98.53</b>

<b>St. Charles</b> Population 360,485			
Candidate	Party	Status	Vote Percent
<b>T. Lohmar</b>	<b>Rep</b>	<b>Open Seat</b>	<b>98.35</b>

<b>St. Clair</b> Population 9,805			
Candidate	Party	Status	Vote Percent
<b>J. Jones</b>	<b>Rep</b>	<b>Open Seat</b>	<b>100</b>

<b>St. Francois</b> Population 65,359			
Candidate	Party	Status	Vote Percent
<b>J. Mahurin</b>	<b>Dem</b>	<b>Open Seat</b>	<b>95.54</b>

<b>St. Louis County</b> Population 998,954			
<b>Primary Election</b>			
Candidate	Party	Status	Vote Percent
L. Broadnax	Dem	Challenger	28.64
<b>B. McCulloch</b>	<b>Dem</b>	<b>Incumbent</b>	<b>71.36</b>

<b>St. Louis City</b> Population 319,294			
<b>Primary Election</b>			
Candidate	Party	Status	Vote Percent
<b>K. Gardner</b>	<b>Dem</b>	<b>Open Seat</b>	<b>46.6</b>
M. Carl	Dem	Open Seat	23.58
P. Hamacher	Dem	Open Seat	16.52
S. Harmon	Dem	Open Seat	13.29

<b>Ste. Genevieve</b> Population 18,145			
Candidate	Party	Status	Vote Percent
<b>C. Kinsky</b>	<b>Dem</b>	<b>Incumbent</b>	<b>97.36</b>

<b>Stoddard</b> Population 29,968			
Candidate	Party	Status	Vote Percent
<b>R. Oliver</b>	<b>Rep</b>	<b>Incumbent</b>	<b>98.31</b>

<b>Stone</b> Population 32,202			
Candidate	Party	Status	Vote Percent
<b>M. Selby</b>	<b>Rep</b>	<b>Incumbent</b>	<b>99.02</b>

<b>Sullivan*</b> Population 6,714			
Candidate	Party	Status	Vote Percent
<b>N/A</b>	<b>N/A</b>	<b>Open Seat</b>	<b>N/A</b>

<b>Taney†</b> Population 51,675			
Candidate	Party	Status	Vote Percent
<b>J. Merrell</b>	<b>Rep</b>	<b>Incumbent</b>	<b>N/A</b>

---

\* No candidate ran for local prosecutor. N. Keedy was subsequently appointed to fill the office.

† Unable to obtain election results from county clerk.

<b>Texas</b>			
Population 26,008			
<b>Primary Election</b>			
Candidate	Party	Status	Vote Percent
<b>P. Stevens Jr.</b>	<b>Rep</b>	<b>Challenger</b>	<b>66.89</b>
M. Anderson	Rep	Incumbent	31.1

<b>Vernon*</b>			
Population 21,159			
<b>Primary Election</b>			
Candidate	Party	Status	Vote Percent
<b>D. Dunfield</b>	<b>Rep</b>	<b>Challenger</b>	<b>100</b>
<b>General Election</b>			
<b>B. McInroy</b>	<b>Rep</b>	<b>Challenger</b>	<b>80.24</b>
L. Ewing	Dem	Incumbent	19.75

<b>Warren</b>			
Population 32,513			
<b>Primary Election</b>			
Candidate	Party	Status	Vote Percent
J. Bartlett	Rep	Incumbent	38.25
<b>K. King</b>	<b>Rep</b>	<b>Challenger</b>	<b>61.75</b>

<b>Washington</b>			
Population 25,195			
Candidate	Party	Status	Vote Percent
<b>J. Hedgecorth</b>	<b>Dem</b>	<b>Incumbent</b>	<b>97.28</b>

<b>Wayne</b>			
Population 13,521			
<b>Primary Election</b>			
Candidate	Party	Status	Vote Percent
R. Ramshur	Dem	Incumbent	40.89
<b>M. Jackson</b>	<b>Dem</b>	<b>Challenger</b>	<b>59.11</b>

<b>Webster</b>			
Population 36,202			
<b>Primary Election</b>			
Candidate	Party	Status	Vote Percent
<b>B. Berkstresser</b>	<b>Rep</b>	<b>Challenger</b>	<b>50.3</b>
D. Padgett	Rep	Incumbent	49.7

---

\* Candidate D. Dunfield ran unopposed in the Republican primary. He was later removed from the general ballot for failing to disclose a 1996 conviction when he ran for office.

<b>Worth*</b> Population 2,171			
Candidate	Party	Status	Vote Percent
<b>N/A</b>	<b>N/A</b>	<b>Open Seat</b>	<b>N/A</b>

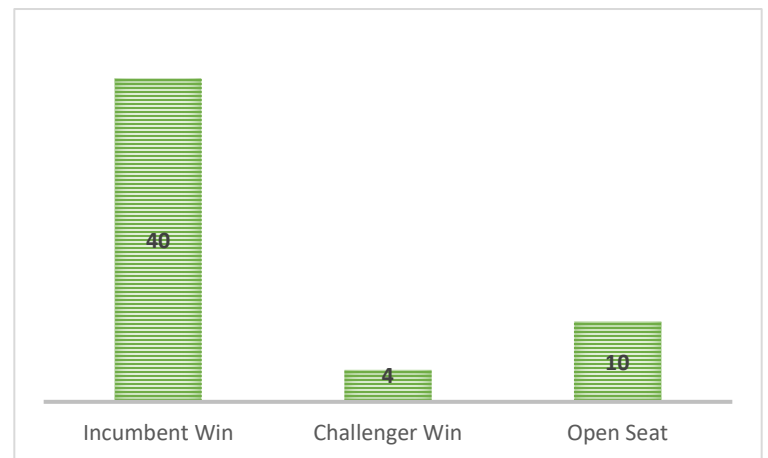
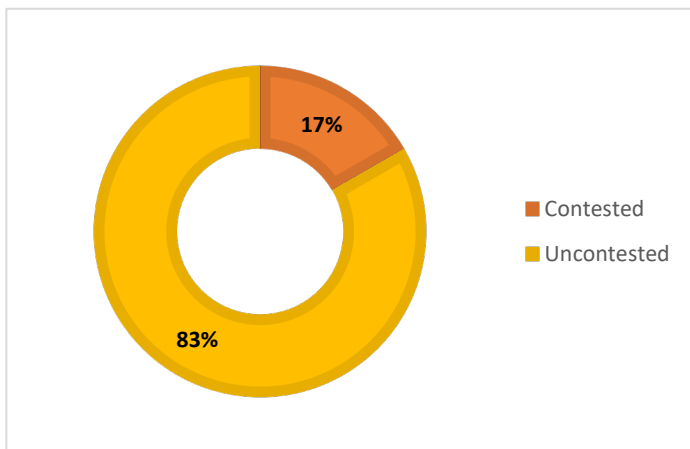
<b>Wright</b> Population 18,815			
Candidate	Party	Status	Vote Percent
<b>J. MacPherson</b>	<b>Rep</b>	<b>Incumbent</b>	<b>97.57</b>

---

\* No candidate ran for local prosecutor. D. Baird was appointed to fill the office.

## Montana

Montana leaves the decision whether to elect local prosecutors attorneys to the counties; and it also allows counties decide whether to hold partisan or nonpartisan elections. Montana elects 54 of its 56 county attorneys, and approximately two thirds of those county attorneys are elected in partisan elections. Two counties in Montana—Carter County and Petroleum County—have chosen to appoint their prosecutors. Carter County shares its County Attorney with a nearby county, Fallon County. But while the Fallon County Attorney stands for election, the position of County Attorney does not appear on the Carter County ballot. All appointed county attorneys serve “at the pleasure” of the county commissioners. The elected county attorneys serve four year terms. Montana allows local officials to decide whether to hold a non-partisan primary elections if fewer than three candidates file for county attorney. The data in this report comes from the 2014 election.



### District Overview

Beaverhead			
Population 9,246			
Candidate	Party	Status	Vote Percent
J. Fitch	Ind	Incumbent	100

Big Horn			
Population 12,865			
General Election			
Candidate	Party	Status	Vote Percent
G. Harris	NP	Open Seat	58
R. Schoppe	NP	Open Seat	42



<b>Blaine</b> Population 6,491			
Candidate	Party	Status	Vote Percent
<b>K. Harwood</b>	<b>Dem</b>	<b>Open Seat</b>	<b>100</b>

<b>Broadwater</b> Population 5,612			
<b>General Election</b>			
Candidate	Party	Status	Vote Percent
J. Morris	NP	Open Seat	21
<b>C. Swanson</b>	<b>NP</b>	<b>Open Seat</b>	<b>79</b>

<b>Carbon</b> Population 10,078			
Candidate	Party	Status	Vote Percent
<b>A. Nixon</b>	<b>NP</b>	<b>Incumbent</b>	<b>100</b>

<b>Cascade</b> Population 81,327			
Candidate	Party	Status	Vote Percent
<b>J. Parker</b>	<b>Dem</b>	<b>Incumbent</b>	<b>100</b>

<b>Chouteau</b> Population 5,813			
Candidate	Party	Status	Vote Percent
<b>S. Gannon</b>	<b>Rep</b>	<b>Incumbent</b>	<b>100</b>

<b>Custer</b> Population 11,699			
Candidate	Party	Status	Vote Percent
<b>W. Glade</b>	<b>NP</b>	<b>Incumbent</b>	<b>62</b>
J. Oja	NP	Challenger	38

<b>Daniels</b> Population 1,751			
Candidate	Party	Status	Vote Percent
<b>K. Hoversland</b>	<b>Rep</b>	<b>Incumbent</b>	<b>100</b>

<b>Dawson</b> Population 8,966			
Candidate	Party	Status	Vote Percent
<b>O. Norlin-Rieger</b>	<b>Rep</b>	<b>Incumbent</b>	<b>100</b>

Deer Lodge Population 9,298			
Candidate	Party	Status	Vote Percent
<b>B. Krakowka</b>	<b>NP</b>	<b>Incumbent</b>	<b>100</b>

Fallon Population 2,890			
Primary Election			
Candidate	Party	Status	Vote Percent
A. Batterman	Rep	Incumbent	34
<b>D. Pankratz</b>	<b>Rep</b>	<b>Challenger</b>	<b>66</b>

Fergus Population 11,586			
Candidate	Party	Status	Vote Percent
<b>T. Meissner</b>	<b>NP</b>	<b>Incumbent</b>	<b>100</b>

Flathead Population 90,928			
Candidate	Party	Status	Vote Percent
<b>E. Corrigan</b>	<b>Rep</b>	<b>Incumbent</b>	<b>100</b>

Gallatin Population 89,513			
Candidate	Party	Status	Vote Percent
<b>M. Lambert</b>	<b>Rep</b>	<b>Incumbent</b>	<b>100</b>

Garfield Population 1,206			
Candidate	Party	Status	Vote Percent
<b>G. Ryder</b>	<b>NP</b>	<b>Incumbent</b>	<b>100</b>

Glacier Population 13,399			
Candidate	Party	Status	Vote Percent
<b>C. Berkram</b>	<b>Dem</b>	<b>Incumbent</b>	<b>100</b>

Golden Valley Population 884			
Candidate	Party	Status	Vote Percent
<b>K. Sipe</b>	<b>Ind</b>	<b>Open Seat</b>	<b>100</b>

Granite Population 3,079			
Candidate	Party	Status	Vote Percent
<b>B. Bradshaw</b>	<b>Rep</b>	<b>Incumbent</b>	<b>100</b>

<b>Hill</b> Population 16,096			
Candidate	Party	Status	Vote Percent
<b>G. Dahl</b>	<b>Dem</b>	<b>Incumbent</b>	<b>100</b>

<b>Jefferson</b> Population 11,406			
<b>General Election</b>			
Candidate	Party	Status	Vote Percent
<b>S. Haddon</b>	<b>NP</b>	<b>Incumbent</b>	<b>57</b>
E. Inman	NP	Challenger	43

<b>Judith Basin</b> Population 2,072			
<b>General Election</b>			
Candidate	Party	Status	Vote Percent
<b>H. Perry</b>	<b>Rep</b>	<b>Challenger</b>	<b>61</b>
M. Westveer	Dem	Incumbent	39

<b>Lake</b> Population 28,746			
<b>Primary Election</b>			
Candidate	Party	Status	Vote Percent
<b>S. Eschenbacher</b>	<b>Rep</b>	<b>Challenger</b>	<b>53</b>
M. Young	Rep	Incumbent	47

<b>Lewis and Clark</b> Population 63,395			
Candidate	Party	Status	Vote Percent
<b>L. Gallagher</b>	<b>Dem</b>	<b>Incumbent</b>	<b>100</b>

<b>Liberty</b> Population 2,339			
Candidate	Party	Status	Vote Percent
<b>H. Brown</b>	<b>Ind</b>	<b>Incumbent</b>	<b>100</b>

<b>Lincoln</b> Population 19,867			
Candidate	Party	Status	Vote Percent
<b>B. Cassidy</b>	<b>NP</b>	<b>Incumbent</b>	<b>100</b>

<b>Madison</b> Population 7,691			
Candidate	Party	Status	Vote Percent
<b>C. Christensen</b>	<b>NP</b>	<b>Incumbent</b>	<b>100</b>

<b>McCone</b>			
Population 1,734			
<b>General Election</b>			
Candidate	Party	Status	Vote Percent
<b>J. Hrubes</b>	<b>Rep</b>	<b>Challenger</b>	<b>75</b>
K. Link	Dem	Incumbent	25

<b>Meagher</b>			
Population 1,891			
Candidate	Party	Status	Vote Percent
<b>K. Deschene</b>	<b>Rep</b>	<b>Incumbent</b>	<b>100</b>

<b>Mineral</b>			
Population 4,223			
Candidate	Party	Status	Vote Percent
<b>M. Boris</b>	<b>Rep</b>	<b>Incumbent</b>	<b>100</b>

<b>Missoula</b>			
Population 109,299			
Candidate	Party	Status	Vote Percent
<b>K. Pabst</b>	<b>Dem</b>	<b>Open Seat</b>	<b>100</b>

<b>Musselshell</b>			
Population 4,538			
Candidate	Party	Status	Vote Percent
<b>K. Sipe</b>	<b>Ind</b>	<b>Open Seat</b>	<b>100</b>

<b>Park</b>			
Population 15,636			
<b>General Election</b>			
Candidate	Party	Status	Vote Percent
<b>B. Becker</b>	<b>NP</b>	<b>Open Seat</b>	<b>51</b>
K. Carrick	NP	Open Seat	49

<b>Phillips</b>			
Population 4,253			
Candidate	Party	Status	Vote Percent
<b>E. Amestoy</b>	<b>Rep</b>	<b>Incumbent</b>	<b>100</b>

<b>Pondera</b>			
Population 6,153			
Candidate	Party	Status	Vote Percent
<b>M. Ries</b>	<b>Rep</b>	<b>Incumbent</b>	<b>100</b>

<b>Powder River</b>			
Population 1,743			
Candidate	Party	Status	Vote Percent
<b>J. Noble</b>	<b>Rep</b>	<b>Incumbent</b>	<b>100</b>

<b>Powell</b> Population 7,027			
Candidate	Party	Status	Vote Percent
<b>L. Smith</b>	<b>Rep</b>	<b>Incumbent</b>	<b>100</b>

<b>Prairie</b> Population 1,179			
Candidate	Party	Status	Vote Percent
<b>D. Rice</b>	<b>Rep</b>	<b>Open Seat</b>	<b>100</b>

<b>Ravalli</b> Population 40,212			
Candidate	Party	Status	Vote Percent
<b>B. Fulbright</b>	<b>Rep</b>	<b>Incumbent</b>	<b>100</b>

<b>Richland</b> Population 9,746			
Candidate	Party	Status	Vote Percent
<b>M. Weber</b>	<b>Dem</b>	<b>Incumbent</b>	<b>100</b>

<b>Roosevelt</b> Population 10,425			
Candidate	Party	Status	Vote Percent
<b>R. Patch</b>	<b>NP</b>	<b>Incumbent</b>	<b>100</b>

<b>Rosebud</b> Population 9,233			
Candidate	Party	Status	Vote Percent
<b>C. K. White</b>	<b>Rep</b>	<b>Incumbent</b>	<b>100</b>

<b>Sanders</b> Population 11,413			
Candidate	Party	Status	Vote Percent
<b>R. Zimmerman</b>	<b>NP</b>	<b>Incumbent</b>	<b>100</b>

<b>Sheridan</b> Population 3,384			
Candidate	Party	Status	Vote Percent
<b>B. Fosland</b>	<b>Rep</b>	<b>Incumbent</b>	<b>100</b>

<b>Silver Bow</b> Population 34,200			
Candidate	Party	Status	Vote Percent
<b>E. Joyce</b>	<b>NP</b>	<b>Incumbent</b>	<b>100</b>

Stillwater Population 9,117			
Candidate	Party	Status	Vote Percent
<b>N. Rohde</b>	<b>Rep</b>	<b>Open Seat</b>	<b>100</b>

Sweet Grass Population 3,651			
Candidate	Party	Status	Vote Percent
<b>P. Dringman</b>	<b>Rep</b>	<b>Incumbent</b>	<b>100</b>

Teton Population 6,073			
Candidate	Party	Status	Vote Percent
<b>J. Coble</b>	<b>Rep</b>	<b>Incumbent</b>	<b>100</b>

Toole Population 5,324			
Candidate	Party	Status	Vote Percent
<b>M. Raph</b>	<b>Rep</b>	<b>Incumbent</b>	<b>100</b>

Treasure Population 718			
Candidate	Party	Status	Vote Percent
<b>H. Schantz</b>	<b>Rep</b>	<b>Open Seat</b>	<b>100</b>

Valley Population 7,369			
Candidate	Party	Status	Vote Percent
<b>N. Murnion</b>	<b>NP</b>	<b>Incumbent</b>	<b>100</b>

Wheatland Population 2,168			
Candidate	Party	Status	Vote Percent
<b>L. Hickman</b>	<b>Rep</b>	<b>Incumbent</b>	<b>100</b>

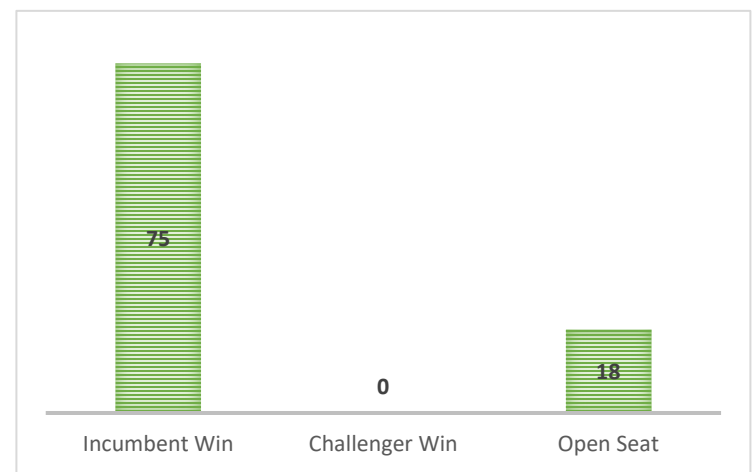
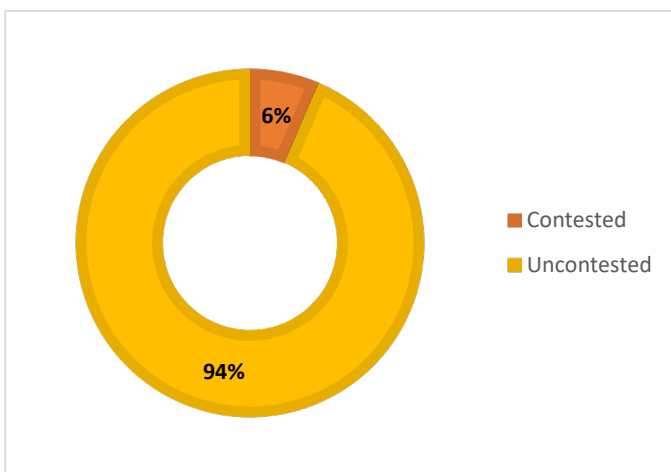
Wibaux Population 1,017			
Candidate	Party	Status	Vote Percent
<b>R. Efta</b>	<b>Dem</b>	<b>Incumbent</b>	<b>100</b>

Yellowstone Population 147,972			
Candidate	Party	Status	Vote Percent
<b>S. Twito</b>	<b>Rep</b>	<b>Incumbent</b>	<b>100</b>

\*Carter and Petroleum counties appointed their District Attorneys

## Nebraska

Nebraska elects its 93 county attorneys in partisan elections. The county attorneys serve four year terms, and they preside over a single county. Nebraska does not require unopposed candidates to appear on the ballot in the primary election. The data in this report comes from the elections held in 2014. In those election cycles, six counties—Arthur County, Grant County, Hooker County, Keya Paha County, Logan County, and McPherson County—did not have a single candidate run for county attorney. One more county—Hayes County—did not have any candidate for county attorney on the ballot, but a write in candidate ended up garnering 18 votes and thus winning the position.



### District Overview

Adams			
Population 31,364			
Candidate	Party	Status	Vote Percent
D. Daiss	Rep	Incumbent	97.51

Antelope			
Population 6,685			
Candidate	Party	Status	Vote Percent
J. Abler	Rep	Incumbent	98.78

Arthur*			
Population 460			
Candidate	Party	Status	Vote Percent
N/A	N/A	Open Seat	N/A

\* No candidate ran for local prosecutor, and so R. Roberts was appointed to fill the office.

<b>Banner</b> Population 690			
Candidate	Party	Status	Vote Percent
<b>J. Zimmerman</b>	<b>Rep</b>	<b>Incumbent</b>	<b>99.58</b>

<b>Blaine</b> Population 478			
Candidate	Party	Status	Vote Percent
<b>G. Clark</b>	<b>Rep</b>	<b>Incumbent</b>	<b>N/A*</b>

<b>Boone</b> Population 5,505			
Candidate	Party	Status	Vote Percent
<b>J. Ely</b>	<b>Dem</b>	<b>Open Seat</b>	<b>98</b>

<b>Box Butte</b> Population 11,308			
Candidate	Party	Status	Vote Percent
<b>K. Hutchinson</b>	<b>Rep</b>	<b>Incumbent</b>	<b>N/A†</b>

<b>Boyd</b> Population 2,099			
Candidate	Party	Status	Vote Percent
<b>A. Boettcher</b>	<b>Rep</b>	<b>Incumbent</b>	<b>98.4</b>

<b>Brown</b> Population 3,145			
Candidate	Party	Status	Vote Percent
<b>D. Streich</b>	<b>Rep</b>	<b>Incumbent</b>	<b>N/A‡</b>

<b>Buffalo</b> Population 46,102			
Candidate	Party	Status	Vote Percent
<b>S. Eatherton</b>	<b>Rep</b>	<b>Incumbent</b>	<b>99</b>

<b>Burt</b> Population 6,858			
Candidate	Party	Status	Vote Percent
<b>F. Barron</b>	<b>Rep</b>	<b>Open Seat</b>	<b>N/A§</b>

<b>Butler</b> Population 8,395			
Candidate	Party	Status	Vote Percent
<b>J. Reiter</b>	<b>Rep</b>	<b>Incumbent</b>	<b>98.33</b>

\* Unable to obtain election results from county clerk.

† Unable to obtain election results from county clerk.

‡ Unable to obtain election results from county clerk.

§ Unable to obtain election results from county clerk.



<b>Cass</b> Population 25,241			
Candidate	Party	Status	Vote Percent
<b>N. Cox</b>	<b>Rep</b>	<b>Incumbent</b>	<b>98.04</b>

<b>Cedar</b> Population 8,852			
Candidate	Party	Status	Vote Percent
<b>G. Hirschbach</b>	<b>Rep</b>	<b>Incumbent</b>	<b>99</b>

<b>Chase</b> Population 3,966			
Candidate	Party	Status	Vote Percent
<b>A. Wine</b>	<b>Rep</b>	<b>Incumbent</b>	<b>69</b>

<b>Cherry</b> Population 5,713			
Candidate	Party	Status	Vote Percent
<b>E. Scott</b>	<b>Rep</b>	<b>Incumbent</b>	<b>95.83</b>

<b>Cheyenne</b> Population 9,998			
Candidate	Party	Status	Vote Percent
<b>P. Schaub</b>	<b>Rep</b>	<b>Incumbent</b>	<b>52</b>

<b>Clay</b> Population 6,542			
Candidate	Party	Status	Vote Percent
<b>T. Griess</b>	<b>Rep</b>	<b>Incumbent</b>	<b>72.82</b>

<b>Colfax</b> Population 10,515			
Candidate	Party	Status	Vote Percent
<b>D. Kracl</b>	<b>Dem</b>	<b>Incumbent</b>	<b>99.16</b>

<b>Cuming</b> Population 9,139			
Candidate	Party	Status	Vote Percent
<b>D. Bracht</b>	<b>Rep</b>	<b>Incumbent</b>	<b>99.97</b>

<b>Custer</b> Population 10,939			
Candidate	Party	Status	Vote Percent
<b>S. Bowers</b>	<b>Rep</b>	<b>Incumbent</b>	<b>98.95</b>

<b>Dakota</b>			
Population 21,006			
<b>Primary Election</b>			
Candidate	Party	Status	Vote Percent
<b>K. Watson</b>	<b>Dem</b>	<b>Incumbent</b>	<b>56.67</b>
J. Loos	Dem	Challenger	43.33

<b>Dawes</b>			
Population 9,182			
Candidate	Party	Status	Vote Percent
<b>V. Haug</b>	<b>Rep</b>	<b>Incumbent</b>	<b>98.60</b>

<b>Dawson</b>			
Population 24,326			
Candidate	Party	Status	Vote Percent
<b>E. Waterman</b>	<b>Rep</b>	<b>Incumbent</b>	<b>98.60</b>

<b>Deuel</b>			
Population 1,941			
<b>Primary Election</b>			
Candidate	Party	Status	Vote Percent
<b>J. Jay</b>	<b>Rep</b>	<b>Open Seat</b>	<b>51</b>
J. Stellar	Rep	Open Seat	49

<b>Dixon</b>			
Population 6,000			
Candidate	Party	Status	Vote Percent
<b>L. Miner</b>	<b>Rep</b>	<b>Incumbent</b>	<b>98.96</b>

<b>Dodge</b>			
Population 36,691			
Candidate	Party	Status	Vote Percent
<b>O. Glass</b>	<b>Rep</b>	<b>Incumbent</b>	<b>98.93</b>

<b>Douglas</b>			
Population 517,110			
<b>General Election</b>			
Candidate	Party	Status	Vote Percent
<b>D. Kleine</b>	<b>Dem</b>	<b>Incumbent</b>	<b>64.99</b>
C. Garman	Rep	Challenger	34.81

<b>Dundy</b>			
Population 2,008			
Candidate	Party	Status	Vote Percent
<b>G. Burke</b>	<b>Rep</b>	<b>Incumbent</b>	<b>N/A*</b>

---

\* Unable to obtain election results from county clerk.

<b>Fillmore</b> Population 5,890			
Candidate	Party	Status	Vote Percent
<b>J. Cunningham</b>	<b>Rep</b>	<b>Incumbent</b>	<b>96.65</b>

<b>Franklin</b> Population 3,225			
Candidate	Party	Status	Vote Percent
<b>H. Schenker</b>	<b>Rep</b>	<b>Open Seat</b>	<b>98.45</b>

<b>Frontier</b> Population 2,756			
Candidate	Party	Status	Vote Percent
<b>J. Schroeder</b>	<b>Rep</b>	<b>Incumbent</b>	<b>96.50</b>

<b>Furnas</b> Population 4,959			
Candidate	Party	Status	Vote Percent
<b>T. Patterson</b>	<b>Rep</b>	<b>Incumbent</b>	<b>100</b>

<b>Gage</b> Population 22,311			
Candidate	Party	Status	Vote Percent
<b>R. Harris</b>	<b>Rep</b>	<b>Incumbent</b>	<b>98.63</b>

<b>Garden</b> Population 2,057			
Candidate	Party	Status	Vote Percent
<b>P. Pierce</b>	<b>Rep</b>	<b>Incumbent</b>	<b>97.37</b>

<b>Garfield</b> Population 2,049			
Candidate	Party	Status	Vote Percent
<b>D. Crandall</b>	<b>Rep</b>	<b>Incumbent</b>	<b>94.66</b>

<b>Gosper</b> Population 2,044			
Candidate	Party	Status	Vote Percent
<b>T. Wilson</b>	<b>Rep</b>	<b>Incumbent</b>	<b>99.23</b>

<b>Grant*</b> Population 614			
Candidate	Party	Status	Vote Percent
N/A	N/A	Open Seat	N/A

---

\* No candidate ran for local prosecutor, and so T. Curtiss was appointed to fill the office.

<b>Greeley</b>			
Population 2,538			
<b>Primary Election</b>			
Candidate	Party	Status	Vote Percent
<b>C. Bassett</b>	<b>Dem</b>	<b>Incumbent</b>	<b>68.31</b>
B. Hanson	Dem	Challenger	31.69

<b>Hall</b>			
Population 58,607			
Candidate	Party	Status	Vote Percent
<b>M. Young</b>	<b>Rep</b>	<b>Open Seat</b>	<b>98.82</b>

<b>Hamilton</b>			
Population 9,124			
Candidate	Party	Status	Vote Percent
<b>M. Powell</b>	<b>Rep</b>	<b>Incumbent</b>	<b>100</b>

<b>Harlan</b>			
Population 3,423			
Candidate	Party	Status	Vote Percent
<b>B. McQuay</b>	<b>Rep</b>	<b>Incumbent</b>	<b>98</b>

<b>Hayes</b>			
Population 967			
Candidate	Party	Status	Vote Percent
<b>D. Garner</b>	<b>Rep</b>	<b>Open Seat</b>	<b>N/A*</b>

<b>Hitchcock</b>			
Population 2,908			
Candidate	Party	Status	Vote Percent
<b>D. Garner</b>	<b>Rep</b>	<b>Open Seat</b>	<b>100</b>

<b>Holt</b>			
Population 10,435			
<b>Primary Election</b>			
Candidate	Party	Status	Vote Percent
<b>B. Kelly</b>	<b>Rep</b>	<b>Open Seat</b>	<b>75.80</b>
T. Herzog	Rep	Open Seat	24.20

<b>Hooker<sup>†</sup></b>			
Population 736			
Candidate	Party	Status	Vote Percent
N/A	N/A	Open Seat	N/A

---

\* D. Garner did not appear on the ballot, but was instead elected as a write-in candidate.

† No candidate ran for local prosecutor, and so G. Vinton was appointed to fill the office.

<b>Howard</b> Population 6,274			
Candidate	Party	Status	Vote Percent
<b>D. Schroeder</b>	<b>Rep</b>	<b>Incumbent</b>	<b>100</b>

<b>Jefferson</b> Population 7,547			
Candidate	Party	Status	Vote Percent
<b>L. Bauer</b>	<b>Rep</b>	<b>Incumbent</b>	<b>N/A*</b>

<b>Johnson</b> Population 5,217			
Candidate	Party	Status	Vote Percent
<b>J. Smith</b>	<b>Rep</b>	<b>Incumbent</b>	<b>99.25</b>

<b>Kearney</b> Population 6,489			
Candidate	Party	Status	Vote Percent
<b>M. Bellamy</b>	<b>Rep</b>	<b>Incumbent</b>	<b>100</b>

<b>Keith</b> Population 8,368			
Candidate	Party	Status	Vote Percent
<b>R. Fair</b>	<b>Rep</b>	<b>Incumbent</b>	<b>97.82</b>

<b>Keya Paha<sup>†</sup></b> Population 824			
Candidate	Party	Status	Vote Percent
N/A	N/A	Open Seat	N/A

<b>Kimball</b> Population 3,821			
Candidate	Party	Status	Vote Percent
<b>D. Wilson</b>	<b>Rep</b>	<b>Incumbent</b>	<b>98.17</b>

<b>Knox</b> Population 8,701			
Candidate	Party	Status	Vote Percent
<b>J. Thomas</b>	<b>Rep</b>	<b>Incumbent</b>	<b>97.33</b>

<b>Lancaster</b> Population 285,407			
Candidate	Party	Status	Vote Percent
<b>J. Kelly</b>	<b>Rep</b>	<b>Incumbent</b>	<b>97.91</b>

---

\* Unable to obtain election results from county clerk.

<sup>†</sup> No candidate ran for local prosecutor, and so E. Scott was appointed to fill the office.

Lincoln Population 36,288			
Candidate	Party	Status	Vote Percent
<b>R. Harling</b>	<b>Rep</b>	<b>Incumbent</b>	<b>98.35</b>

Logan* Population 763			
Candidate	Party	Status	Vote Percent
N/A	N/A	Open Seat	N/A

Loup Population 632			
Candidate	Party	Status	Vote Percent
<b>J. White</b>	<b>Rep</b>	<b>Incumbent</b>	<b>79.15</b>

Madison Population 34,876			
Candidate	Party	Status	Vote Percent
<b>J. Smith</b>	<b>Rep</b>	<b>Incumbent</b>	<b>98.58</b>

McPherson† Population 539			
Candidate	Party	Status	Vote Percent
N/A	N/A	Open Seat	N/A

Merrick Population 7,845			
Candidate	Party	Status	Vote Percent
<b>L. Homolka</b>	<b>Rep</b>	<b>Incumbent</b>	<b>100</b>

Morrill Population 5,042			
Candidate	Party	Status	Vote Percent
<b>T. Rodak</b>	<b>Rep</b>	<b>Incumbent</b>	<b>97.85</b>

Nance Population 3,735			
Candidate	Party	Status	Vote Percent
<b>R. Wetovick</b>	<b>Rep</b>	<b>Incumbent</b>	<b>98.18</b>

Nemaha Population 7,248			
Candidate	Party	Status	Vote Percent
<b>L. Ligouri</b>	<b>Rep</b>	<b>Incumbent</b>	<b>97.94</b>

---

\* No candidate ran for local prosecutor, and so S. Vinton was appointed to fill the office.

† No candidate ran for local prosecutor, and so T. Brouillette was appointed to fill the office.

<b>Nuckolls</b> Population 4,500			
Candidate	Party	Status	Vote Percent
<b>T. Schmidt</b>	<b>Dem</b>	<b>Incumbent</b>	<b>95.21</b>

<b>Otoe</b> Population 15,470			
Candidate	Party	Status	Vote Percent
<b>D. Partsch</b>	<b>Rep</b>	<b>Incumbent</b>	<b>98.12</b>

<b>Pawnee</b> Population 2,773			
Candidate	Party	Status	Vote Percent
<b>J. Ladman</b>	<b>Dem</b>	<b>Incumbent</b>	<b>100</b>

<b>Perkins</b> Population 2,970			
Candidate	Party	Status	Vote Percent
<b>R. Roberts</b>	<b>Rep</b>	<b>Incumbent</b>	<b>98.22</b>

<b>Phelps</b> Population 9,188			
Candidate	Party	Status	Vote Percent
<b>M. Henry</b>	<b>Rep</b>	<b>Incumbent</b>	<b>99.33</b>

<b>Pierce</b> Population 7,266			
Candidate	Party	Status	Vote Percent
<b>V. Luebbe</b>	<b>Rep</b>	<b>Incumbent</b>	<b>99.62</b>

<b>Platte</b> Population 32,237			
Candidate	Party	Status	Vote Percent
<b>C. Hart</b>	<b>Dem</b>	<b>Incumbent</b>	<b>98.08</b>

<b>Polk</b> Population 5,406			
Candidate	Party	Status	Vote Percent
<b>R. Colling</b>	<b>Rep</b>	<b>Incumbent</b>	<b>100</b>

<b>Red Willow</b> Population 11,055			
Candidate	Party	Status	Vote Percent
<b>P. Wood</b>	<b>Rep</b>	<b>Incumbent</b>	<b>100</b>

Richardson Population 8,363			
Candidate	Party	Status	Vote Percent
<b>D. Merz</b>	<b>Dem</b>	<b>Incumbent</b>	<b>95.87</b>

Rock Population 1,526			
Candidate	Party	Status	Vote Percent
<b>A. Gurnsey</b>	<b>Rep</b>	<b>Incumbent</b>	<b>N/A*</b>

Saline Population 14,200			
Candidate	Party	Status	Vote Percent
<b>T. Eickman</b>	<b>Dem</b>	<b>Incumbent</b>	<b>97.82</b>

Sarpy Population 158,840			
Candidate	Party	Status	Vote Percent
<b>L. Polikov</b>	<b>Rep</b>	<b>Incumbent</b>	<b>97.83</b>

Saunders Population 20,780			
Primary Election			
Candidate	Party	Status	Vote Percent
<b>S. Twohig</b>	<b>Rep</b>	<b>Open Seat</b>	<b>66.62</b>
S. Tinglehoff	Rep	Open Seat	33.35

Scotts Bluff Population 36,970			
Candidate	Party	Status	Vote Percent
<b>D. Eubanks</b>	<b>Dem</b>	<b>Incumbent</b>	<b>100</b>

Seward Population 16,750			
Candidate	Party	Status	Vote Percent
<b>W. Elston</b>	<b>Rep</b>	<b>Incumbent</b>	<b>N/A†</b>

Sheridan Population 5,469			
Candidate	Party	Status	Vote Percent
<b>J. Simmons</b>	<b>Rep</b>	<b>Incumbent</b>	<b>99</b>

Sherman Population 3,152			
Candidate	Party	Status	Vote Percent
<b>H. Sikyta</b>	<b>Rep</b>	<b>Incumbent</b>	<b>67.82</b>

\* Unable to obtain election results from county clerk.

† Unable to obtain election results from county clerk.



Sioux Population 1,311			
Candidate	Party	Status	Vote Percent
<b>J. Edmund</b>	<b>Rep</b>	<b>Incumbent</b>	<b>97.5</b>

Stanton Population 6,129			
Candidate	Party	Status	Vote Percent
<b>B. Lampli</b>	<b>Rep</b>	<b>Incumbent</b>	<b>100</b>

Thayer Population 5,228			
Candidate	Party	Status	Vote Percent
<b>D. Werner</b>	<b>Rep</b>	<b>Incumbent</b>	<b>100</b>

Thomas Population 647			
Candidate	Party	Status	Vote Percent
<b>W. Arganbright</b>	<b>Rep</b>	<b>Incumbent</b>	<b>98</b>

Thurston Population 6,940			
Candidate	Party	Status	Vote Percent
<b>L. Ubbinga</b>	<b>Dem</b>	<b>Open Seat</b>	<b>100</b>

Valley Population 4,260			
Candidate	Party	Status	Vote Percent
<b>B. Hanson</b>	<b>Rep</b>	<b>Open Seat</b>	<b>100</b>

Washington Population 20,234			
Candidate	Party	Status	Vote Percent
<b>S. Schaaf</b>	<b>Rep</b>	<b>Open Seat</b>	<b>98.63</b>

Wayne Population 9,595			
Candidate	Party	Status	Vote Percent
<b>M. Pieper</b>	<b>Rep</b>	<b>Incumbent</b>	<b>100</b>

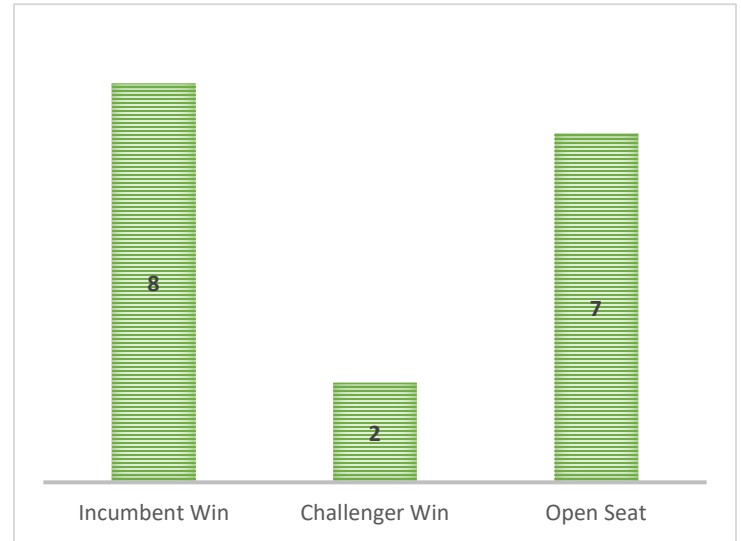
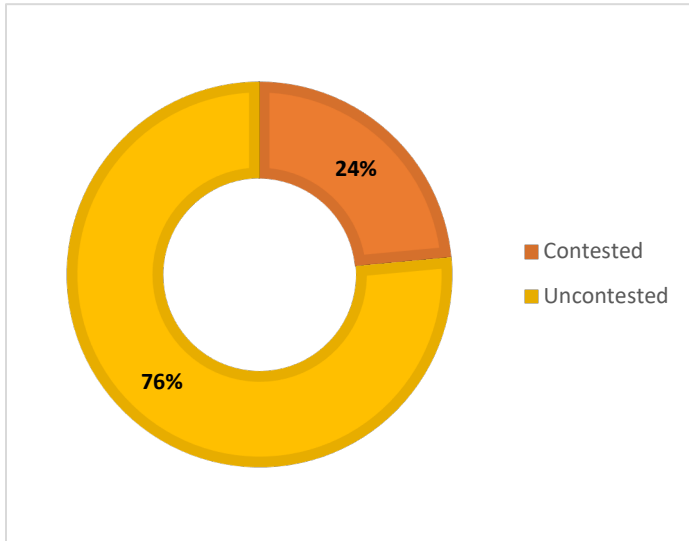
Webster Population 3,812			
Candidate	Party	Status	Vote Percent
<b>S. Bockstader</b>	<b>Rep</b>	<b>Incumbent</b>	<b>100</b>

<b>Wheeler</b>			
Population 818			
Candidate	Party	Status	Vote Percent
<b>J. McNally</b>	<b>NP</b>	<b>Incumbent</b>	<b>96.50</b>

<b>York</b>			
Population 13,665			
Candidate	Party	Status	Vote Percent
<b>C. Dick</b>	<b>Dem</b>	<b>Incumbent</b>	<b>99.40</b>

## Nevada

Nevada elects 17 district attorneys in partisan elections. The district attorneys serve four year terms, and they preside over a single county. Carson City has its own district attorney. Nevada does not require unopposed candidates to appear on the ballot in the primary election. The data in this report comes from the 2014 election.



### County Overview

Carson City			
Population 55,274			
General Election			
Candidate	Party	Status	Vote Percent
<b>J. Woodbury</b>	<b>NP</b>	<b>Open Seat</b>	<b>53.31</b>
M. Krueger	NP	Open Seat	46.69

Churchill			
Population 24,877			
Candidate	Party	Status	Vote Percent
<b>A. Mallory</b>	<b>Rep</b>	<b>Incumbent</b>	<b>100</b>

Clark			
Population 1,951,269			
General Election			
Candidate	Party	Status	Vote Percent
<b>S. Wolfson</b>	<b>Dem</b>	<b>Incumbent</b>	<b>72</b>
R. Duensing Jr.	Lib	Challenger	27.74

<b>Douglas</b> Population 46,997			
Candidate	Party	Status	Vote Percent
<b>M. Jackson</b>	<b>Rep</b>	<b>Incumbent</b>	<b>100</b>

<b>Elko</b> Population 48,818			
Candidate	Party	Status	Vote Percent
<b>M. Torvinen</b>	<b>Rep</b>	<b>Incumbent</b>	<b>100</b>

<b>Esmeralda</b> Population 783			
Candidate	Party	Status	Vote Percent
<b>R. Glennen</b>	<b>Rep</b>	<b>Open Seat</b>	<b>100</b>

<b>Eureka</b> Population 1,987			
Candidate	Party	Status	Vote Percent
<b>T. Beutel</b>	<b>Rep</b>	<b>Incumbent</b>	<b>100</b>

<b>Humboldt</b> Population 16,528			
Candidate	Party	Status	Vote Percent
<b>M. Macdonald</b>	<b>Dem</b>	<b>Incumbent</b>	<b>100</b>

<b>Lander</b> Population 5,775			
Candidate	Party	Status	Vote Percent
<b>T. Herrera</b>	<b>Rep</b>	<b>Open Seat</b>	<b>100</b>

<b>Lincoln</b> Population 5,345			
Candidate	Party	Status	Vote Percent
<b>D. Hooge</b>	<b>Rep</b>	<b>Incumbent</b>	<b>100</b>

<b>Lyon</b> Population 51,980			
Candidate	Party	Status	Vote Percent
<b>S. Rye</b>	<b>Rep</b>	<b>Open Seat</b>	<b>100</b>

<b>Mineral</b> Population 4,772			
Candidate	Party	Status	Vote Percent
<b>S. Rowe</b>	<b>Ind</b>	<b>Incumbent</b>	<b>100</b>

<b>Nye</b> Population 43,946			
<b>General Election</b>			
Candidate	Party	Status	Vote Percent
<b>A. Bello</b>	<b>Rep</b>	<b>Challenger</b>	<b>62</b>
B. Kunzi	Dem	Incumbent	38

<b>Pershing</b> Population 6,753			
Candidate	Party	Status	Vote Percent
<b>B. Shields</b>	<b>Rep</b>	<b>Open Seat</b>	<b>100</b>

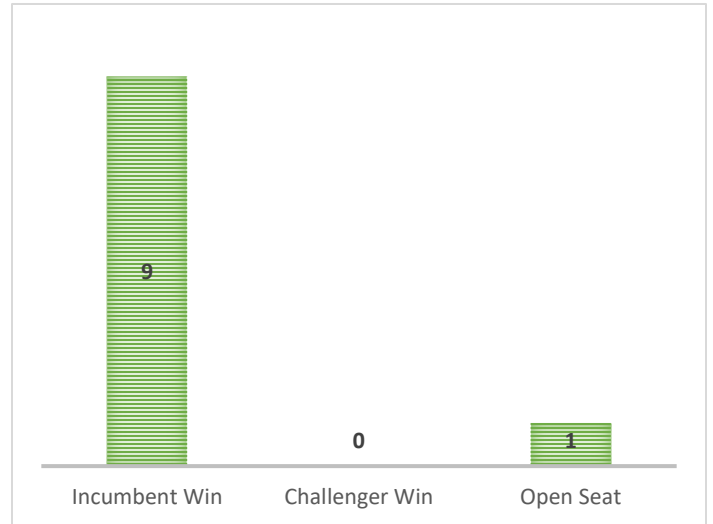
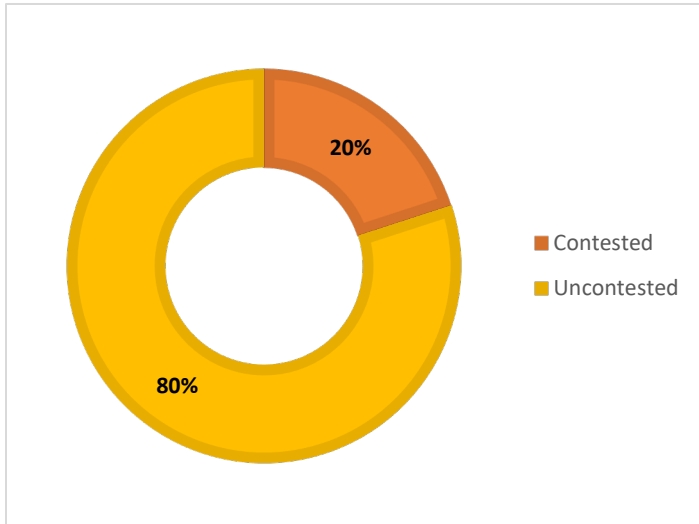
<b>Storey</b> Population 4,010			
Candidate	Party	Status	Vote Percent
<b>A. Langer</b>	<b>Rep</b>	<b>Open Seat</b>	<b>100</b>

<b>Washoe</b> Population 421,407			
Candidate	Party	Status	Vote Percent
<b>C. Hicks</b>	<b>Rep</b>	<b>Open Seat</b>	<b>100</b>

<b>White Pine</b> Population 10,030			
<b>General Election</b>			
Candidate	Party	Status	Vote Percent
<b>M. Wheable</b>	<b>Rep</b>	<b>Challenger</b>	<b>72</b>
K. Brown	Rep	Incumbent	27

## New Hampshire

New Hampshire elects 10 county attorneys in partisan elections. The county attorneys serve two year terms, and they preside over a single county. The data in this report comes from the 2016 election.



### County Overview

Belknap			
Population 60,088			
Candidate	Party	Status	Vote Percent
M. Guldbrandsen	Rep	Incumbent	99

Carroll			
Population 47,818			
Candidate	Party	Status	Vote Percent
M. O'Rourke-Andruzzi	NP	Open Seat	99

Cheshire			
Population 77,117			
Candidate	Party	Status	Vote Percent
C. McLaughlin	Dem	Incumbent	99

Coos			
Population 33,055			
Candidate	Party	Status	Vote Percent
J. McCormick	Dem	Incumbent	99

Grafton			
Population 89,118			
Candidate	Party	Status	Vote Percent
L. Saffo	NP	Incumbent	99

<b>Hillsborough</b> Population 400,721			
<b>Primary Election</b>			
Candidate	Party	Status	Vote Percent
<b>G. Corriveau</b>	<b>Dem</b>	<b>Challenger</b>	<b>99</b>
S. Sweeney	Rep	Challenger	34.63
<b>D. Hogan</b>	<b>Rep</b>	<b>Incumbent</b>	<b>65.19</b>
<b>General Election</b>			
G. Corriveau	Dem	Challenger	44
<b>D. Hogan</b>	<b>Rep</b>	<b>Incumbent</b>	<b>56</b>

<b>Merrimack</b> Population 146,445			
Candidate	Party	Status	Vote Percent
<b>S. Murray</b>	<b>Rep</b>	<b>Incumbent</b>	<b>99</b>

<b>Rockingham</b> Population 295,223			
<b>Primary Election</b>			
Candidate	Party	Status	Vote Percent
<b>P. Conway</b>	<b>Rep</b>	<b>Incumbent</b>	<b>53.78</b>
J. Grosky	Rep	Challenger	46.21
<b>N. Patenaude</b>	<b>Dem</b>	<b>Challenger</b>	<b>100</b>
<b>General Election</b>			
<b>P. Conway</b>	<b>Rep</b>	<b>Incumbent</b>	<b>61</b>
N. Patenaude	Dem	Challenger	39

<b>Strafford</b> Population 123,143			
Candidate	Party	Status	Vote Percent
<b>T. Velardi</b>	<b>NP</b>	<b>Incumbent</b>	<b>99</b>

<b>Sullivan</b> Population 43,742			
Candidate	Party	Status	Vote Percent
<b>M. Hathaway</b>	<b>Ind</b>	<b>Incumbent</b>	<b>99</b>

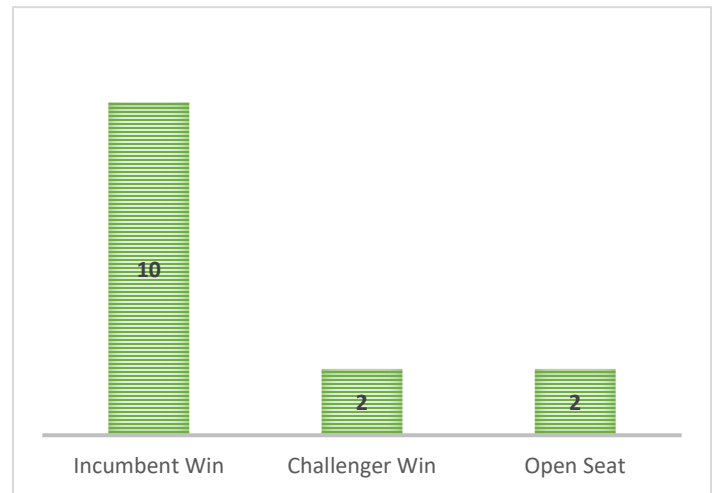
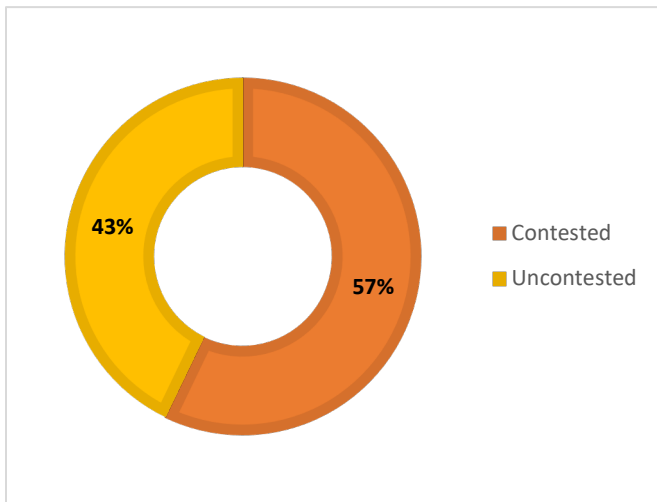
## New Jersey

New Jersey does not hold elections for local prosecutors. The local prosecutors in New Jersey are appointed by the state's governor with the advice and consent of the state senate.



## New Mexico

New Mexico elects 14 district attorneys in partisan elections. The district attorneys serve four year terms, and they preside over multi-county districts. The data in this report comes from the 2016 election.



### District Overview

District 1			
Population 202,366			
Primary Election			
Candidate	Party	Status	Vote Percent
J. Padgett	Dem	Incumbent	31.88
<b>M. Serna</b>	<b>Dem</b>	<b>Challenger</b>	<b>35.63</b>
M. Sanchez-Gagne	Dem	Challenger	32.49
General Election			
Y. Chicoine	Rep	Challenger	27.82
<b>M. Serna</b>	<b>Dem</b>	<b>Challenger</b>	<b>72.18</b>

District 2*			
Population 662,564			
Primary Election			
Candidate	Party	Status	Vote Percent
E. Perea	Dem	Open Seat	33.08
<b>R. Torrez</b>	<b>Dem</b>	<b>Open Seat</b>	<b>66.92</b>

\* Simon Kubiak ran in the Republican primary and won. He dropped out of the race before the general election due to a lack of financial support.

<b>District 3</b>			
Population 209,233			
<b>Primary Election</b>			
Candidate	Party	Status	Vote Percent
<b>M. D'Antonio</b>	<b>Dem</b>	<b>Incumbent</b>	<b>58.98</b>
J. Dickens	Dem	Challenger	41.02
<b>General Election</b>			
B. Cates	Rep	Challenger	43.58
<b>M. D'Antonio</b>	<b>Dem</b>	<b>Incumbent</b>	<b>56.42</b>

<b>District 4</b>			
Population 38,961			
Candidate	Party	Status	Vote Percent
<b>R. Flores</b>	<b>Dem</b>	<b>Incumbent</b>	<b>100</b>

<b>District 5</b>			
Population 184,201			
Candidate	Party	Status	Vote Percent
<b>D. Luce</b>	<b>Rep</b>	<b>Open Seat</b>	<b>100</b>

<b>District 6</b>			
Population 59,473			
<b>Primary Election</b>			
Candidate	Party	Status	Vote Percent
<b>F. Estevez</b>	<b>Dem</b>	<b>Incumbent</b>	<b>56.24</b>
M. Renteria	Dem	Challenger	43.76

<b>District 7</b>			
Population 49,962			
<b>General Election</b>			
Candidate	Party	Status	Vote Percent
L. Deschamps	Dem	Challenger	38.67
<b>C. Wellborn</b>	<b>Rep</b>	<b>Incumbent</b>	<b>61.33</b>

<b>District 8</b>			
Population 51,236			
<b>Primary Election</b>			
Candidate	Party	Status	Vote Percent
<b>D. Gallegos</b>	<b>Dem</b>	<b>Incumbent</b>	<b>50.1</b>
P. Sanchez	Dem	Challenger	49.9

<b>District 9</b>			
Population 65,222			
Candidate	Party	Status	Vote Percent
<b>A. Reeb</b>	<b>Rep</b>	<b>Incumbent</b>	<b>100</b>

<b>District 10</b> Population 11,738			
Candidate	Party	Status	Vote Percent
<b>T. Rose</b>	<b>Dem</b>	<b>Incumbent</b>	<b>100</b>

<b>District 11 - Division 1</b> Population 130,044			
Candidate	Party	Status	Vote Percent
<b>R. Tedrow</b>	<b>Rep</b>	<b>Incumbent</b>	<b>100</b>

<b>District 11 - Division 2</b> Population 71,492			
<b>Primary Election</b>			
Candidate	Party	Status	Vote Percent
<b>K. Gillson</b>	<b>Dem</b>	<b>Incumbent</b>	<b>53.88</b>
B. Martin	Dem	Challenger	46.12

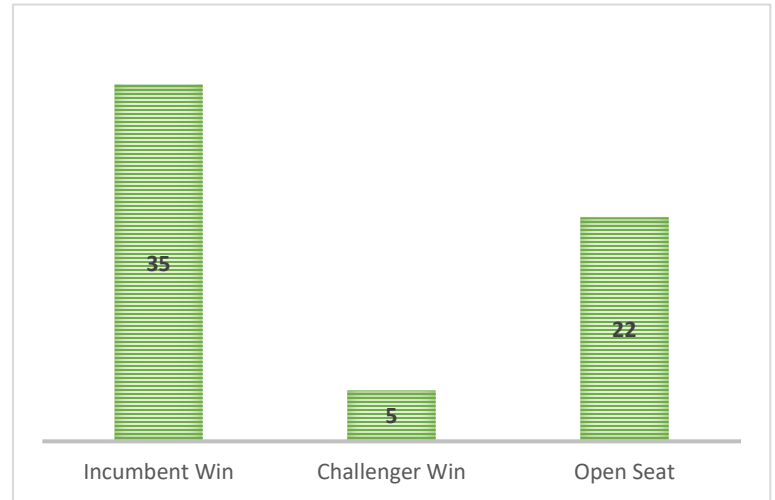
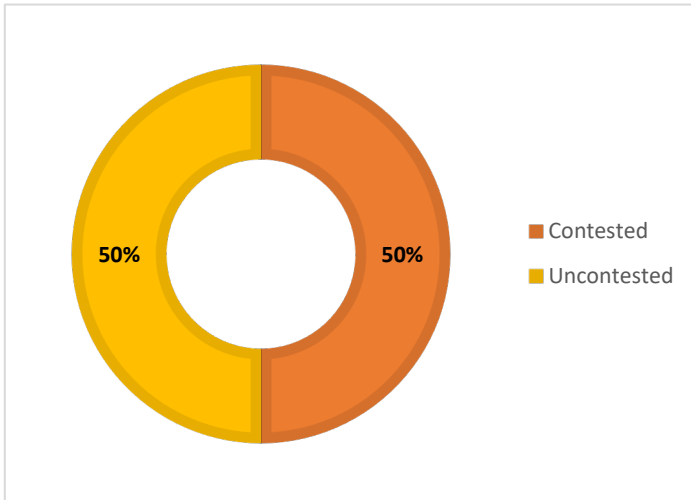
<b>District 12</b> Population 84,294			
<b>Primary Election</b>			
Candidate	Party	Status	Vote Percent
D. Ceballes	Rep	Incumbent	34.43
<b>J. Sugg</b>	<b>Rep</b>	<b>Challenger</b>	<b>65.57</b>

<b>District 13</b> Population 235,343			
Candidate	Party	Status	Vote Percent
<b>L. Martinez</b>	<b>Dem</b>	<b>Incumbent</b>	<b>100</b>

<b>District</b>	<b>Counties</b>
<b>1</b>	Santa Fe, Rio Arriba, Los Alamos
<b>2</b>	Bernalillo
<b>3</b>	Doña Ana
<b>4</b>	San Miguel, Mora, Guadalupe
<b>5</b>	Chaves, Eddy, Lea
<b>6</b>	Grant, Hidalgo, Luna
<b>7</b>	Torrance, Socorro, Catrón, Sierra
<b>8</b>	Taos, Colfax, Union
<b>9</b>	Curry, Roosevelt
<b>10</b>	Harding, De Baca, Quay
<b>11 – Division 1</b>	San Juan
<b>11 – Division 2</b>	McKinley
<b>12</b>	Otero, Lincoln
<b>13</b>	Cibola, Sandoval, Valencia

## New York

New York elects 62 district attorneys in partisan elections. The district attorneys serve four year terms, and they preside over a single county. New York does not require unopposed candidates to appear on the ballot in the primary election. The data in this report comes from elections held in 2014, 2015, 2016, and 2017.



### District Overview

Albany			
Population 304,204			
Candidate	Party	Status	Vote Percent
D. Soares	Dem	Incumbent	98.95

Allegany			
Population 48,946			
Candidate	Party	Status	Vote Percent
K. Slep	Rep	Incumbent	99.8

Bronx			
Population 1,385,108			
General Election			
Candidate	Party	Status	Vote Percent
D. Clark	Dem	Open Seat	79.55
R. Siano	Rep	Open Seat	13.28

<b>Broome</b>			
Population 200,600			
<b>General Election</b>			
Candidate	Party	Status	Vote Percent
<b>S. Cornwell, Jr.</b>	<b>Rep</b>	<b>Challenger</b>	<b>49.59</b>
G. Mollen	Dem	Incumbent	48.37

<b>Cattaraugus</b>			
Population 80,317			
Candidate	Party	Status	Vote Percent
<b>L. Rieman</b>	<b>Rep</b>	<b>Incumbent</b>	<b>99.62</b>

<b>Cayuga</b>			
Population 80,026			
Candidate	Party	Status	Vote Percent
<b>J. Budelmann</b>	<b>Rep</b>	<b>Incumbent</b>	<b>98.84</b>

<b>Chautauqua</b>			
Population 134,905			
<b>General Election</b>			
Candidate	Party	Status	Vote Percent
J. Schmidt	Rep	Challenger	42.99
<b>P. Swanson</b>	<b>Dem</b>	<b>Incumbent</b>	<b>50.4</b>

<b>Chemung</b>			
Population 88,830			
Candidate	Party	Status	Vote Percent
<b>W. Wetmore</b>	<b>Rep</b>	<b>Incumbent</b>	<b>76.91</b>

<b>Chenango</b>			
Population 50,477			
<b>General Election</b>			
Candidate	Party	Status	Vote Percent
<b>J. McBride</b>	<b>Rep</b>	<b>Incumbent</b>	<b>71.8</b>
Z. Wentworth	Dem	Challenger	24.83

<b>Clinton</b>			
Population 82,128			
Candidate	Party	Status	Vote Percent
<b>A. Wylie</b>	<b>Dem</b>	<b>Incumbent</b>	<b>99</b>

<b>Columbia</b>			
Population 63,096			
<b>General Election</b>			
Candidate	Party	Status	Vote Percent
<b>P. Czajka</b>	<b>Rep</b>	<b>Incumbent</b>	<b>51.73</b>
K. Golden	Dem	Challenger	44.29

<b>Cortland</b> Population 49,336			
Candidate	Party	Status	Vote Percent
<b>P. Perfetti</b>	<b>Rep</b>	<b>Challenger</b>	<b>50.4</b>
M. Suben	Dem	Incumbent	49.4

<b>Delaware</b> Population 47,980			
Candidate	Party	Status	Vote Percent
<b>J. Hubbard</b>	<b>Rep</b>	<b>Open Seat</b>	<b>99.6</b>

<b>Dutchess</b> Population 297,488			
Candidate	Party	Status	Vote Percent
<b>W. Grady</b>	<b>Rep</b>	<b>Incumbent</b>	<b>98.54</b>

<b>Erie</b> Population 919,040			
<b>Primary Election</b>			
Candidate	Party	Status	Vote Percent
M. Flaherty, Jr.	Dem	Open Seat	39.46
<b>J. Flynn</b>	<b>Dem</b>	<b>Open Seat</b>	<b>44.45</b>
M. Sacha	Dem	Open Seat	13.85
<b>General Election</b>			
<b>J. Flynn</b>	<b>Dem</b>	<b>Open Seat</b>	<b>50.66</b>
J. Treanor	Rep	Open Seat	41.06

<b>Essex</b> Population 39,370			
Candidate	Party	Status	Vote Percent
<b>K. Sprague</b>	<b>Rep</b>	<b>Incumbent</b>	<b>100</b>

<b>Franklin</b> Population 51,599			
<b>Primary Election</b>			
Candidate	Party	Status	Vote Percent
<b>C. Carriero</b>	<b>Dem</b>	<b>Challenger</b>	<b>70.16</b>
G. MacNeill	Dem	Incumbent	29.23
<b>General Election</b>			
<b>C. Carriero</b>	<b>Dem</b>	<b>Challenger</b>	<b>59.71</b>
P. Dumas	Rep	Challenger	40.27

<b>Fulton</b> Population 55,531			
Candidate	Party	Status	Vote Percent
<b>C. Brown</b>	<b>Rep</b>	<b>Open Seat</b>	<b>71.3</b>

<b>Genesee</b>			
Population 60,079			
Candidate	Party	Status	Vote Percent
<b>L. Friedman</b>	<b>Rep</b>	<b>Incumbent</b>	<b>76.53</b>

<b>Greene</b>			
Population 49,221			
<b>General Election</b>			
Candidate	Party	Status	Vote Percent
P. Salvino	Dem	Open Seat	39.6
<b>J. Stanzione</b>	<b>Rep</b>	<b>Open Seat</b>	<b>60.35</b>

<b>Hamilton</b>			
Population 4,836			
Candidate	Party	Status	Vote Percent
<b>M. Purdue</b>	<b>Dem</b>	<b>Incumbent</b>	<b>99</b>

<b>Herkimer</b>			
Population 64,519			
<b>General Election</b>			
Candidate	Party	Status	Vote Percent
<b>J. Carpenter</b>	<b>Rep</b>	<b>Incumbent</b>	<b>55.65</b>
M. Daley	Dem	Challenger	38.46

<b>Jefferson</b>			
Population 116,229			
<b>General Election</b>			
Candidate	Party	Status	Vote Percent
<b>K. Mills</b>	<b>Rep</b>	<b>Open Seat</b>	<b>65.16</b>
A. Neddo	Dem	Open Seat	34.84

<b>Kings</b>			
Population 2,504,700			
<b>Primary Election</b>			
Candidate	Party	Status	Vote Percent
A. Dwimoh	Dem	Open Seat	7.23
M. Flidner	Dem	Open Seat	10.19
P. Gatling	Dem	Open Seat	9.23
V. Gentile	Dem	Open Seat	8
<b>E. Gonzalez</b>	<b>Dem</b>	<b>Open Seat</b>	<b>52.92</b>
A. Swern	Dem	Open Seat	11.51
<b>General Election</b>			
V. Gentile	Ref	Open Seat	10.85
<b>E. Gonzalez</b>	<b>Dem</b>	<b>Open Seat</b>	<b>71.39</b>

<b>Lewis</b>			
Population 27,087			
<b>Primary Election</b>			
Candidate	Party	Status	Vote Percent
A. Matteson	Rep	Challenger	36
<b>L. Young</b>	<b>Rep</b>	<b>Challenger</b>	<b>60</b>
<b>General Election</b>			
L. Young	Rep	Challenger	44
<b>L. Moser</b>	<b>Dem</b>	<b>Incumbent</b>	<b>53</b>

<b>Livingston</b>			
Population 65,393			
<b>General Election</b>			
Candidate	Party	Status	Vote Percent
<b>G. McCaffrey</b>	<b>Dem</b>	<b>Incumbent</b>	<b>59.75</b>
R. Sciarrino	Rep	Challenger	40.11

<b>Madison</b>			
Population 73,442			
Candidate	Party	Status	Vote Percent
<b>W. Gabor</b>	<b>Rep</b>	<b>Incumbent</b>	<b>99.52</b>

<b>Monroe</b>			
Population 744,344			
<b>General Election</b>			
Candidate	Party	Status	Vote Percent
C. Baker Leit	Dem	Challenger	26.62
<b>S. Doorley</b>	<b>Rep</b>	<b>Incumbent</b>	<b>67.19</b>

<b>Montgomery</b>			
Population 50,219			
<b>General Election</b>			
Candidate	Party	Status	Vote Percent
H. Aison	Dem	Open Seat	40.37
<b>K. McCoski</b>	<b>Rep</b>	<b>Open Seat</b>	<b>59.66</b>

<b>Nassau</b>			
Population 1,339,532			
<b>Primary Election</b>			
Candidate	Party	Status	Vote Percent
M. Scotto	Dem	Open Seat	27.07
<b>M. Singas</b>	<b>Dem</b>	<b>Open Seat</b>	<b>67.92</b>
<b>General Election</b>			
K. Murray	Rep	Open Seat	43
<b>M. Singas</b>	<b>Dem</b>	<b>Open Seat</b>	<b>57</b>



New York Population 1,585,873			
Candidate	Party	Status	Vote Percent
<b>C. Vance, Jr.</b>	<b>Dem</b>	<b>Incumbent</b>	<b>90.6</b>

Niagara Population 216,469			
Candidate	Party	Status	Vote Percent
<b>C. Wojtaszek</b>	<b>Dem</b>	<b>Open Seat</b>	<b>99.8</b>

Oneida Population 234,878			
Candidate	Party	Status	Vote Percent
<b>S. McNamara</b>	<b>Dem</b>	<b>Incumbent</b>	<b>72.6</b>

Onondaga Population 467,026			
Candidate	Party	Status	Vote Percent
<b>W. Fitzpatrick</b>	<b>Rep</b>	<b>Incumbent</b>	<b>75.21</b>

Ontario Population 107,931			
General Election			
Candidate	Party	Status	Vote Percent
K. Karle	Ind	Open Seat	41.94
<b>J. Ritts</b>	<b>Rep</b>	<b>Open Seat</b>	<b>57.83</b>

Orange Population 372,813			
General Election			
Candidate	Party	Status	Vote Percent
<b>D. Hoovler</b>	<b>Rep</b>	<b>Incumbent</b>	<b>58.2</b>
M. Isgur	Dem	Challenger	31.2

Orleans Population 42,883			
Candidate	Party	Status	Vote Percent
<b>J. Cardone</b>	<b>Rep</b>	<b>Incumbent</b>	<b>71.69</b>

Oswego Population 122,109			
General Election			
Candidate	Party	Status	Vote Percent
M. McAndrew	Dem	Open Seat	28.01
<b>G. Oakes</b>	<b>Rep</b>	<b>Open Seat</b>	<b>65.18</b>

<b>Otsego</b> Population 62,259			
Candidate	Party	Status	Vote Percent
<b>J. Muehl</b>	<b>Rep</b>	<b>Incumbent</b>	<b>99.54</b>

<b>Putnam</b> Population 99,710			
<b>General Election</b>			
Candidate	Party	Status	Vote Percent
A. Levy	Ind	Incumbent	43.09
<b>R. Tendy</b>	<b>Rep</b>	<b>Challenger</b>	<b>56.66</b>

<b>Queens</b> Population 2,230,722			
Candidate	Party	Status	Vote Percent
<b>R. Brown</b>	<b>Dem</b>	<b>Incumbent</b>	<b>92.01</b>

<b>Rensselaer</b> Population 159,429			
<b>General Election</b>			
Candidate	Party	Status	Vote Percent
<b>J. Ablove</b>	<b>Rep</b>	<b>Open Seat</b>	<b>48.08</b>
C. Laquidara	Dem	Open Seat	47.05

<b>Richmond</b> Population 468,730			
<b>General Election</b>			
Candidate	Party	Status	Vote Percent
J. Illuzzi	Rep	Open Seat	45.04
<b>M. McMahon</b>	<b>Dem</b>	<b>Open Seat</b>	<b>54.76</b>

<b>Rockland</b> Population 311,687			
Candidate	Party	Status	Vote Percent
<b>T. Zugibe</b>	<b>Dem</b>	<b>Incumbent</b>	<b>99.65</b>

<b>St. Lawrence</b> Population 111,944			
<b>General Election</b>			
Candidate	Party	Status	Vote Percent
J. Monroe	Dem	Open Seat	44.24
<b>G. Pasqua</b>	<b>Rep</b>	<b>Open Seat</b>	<b>55.7</b>

<b>Saratoga</b> Population 219,607			
Candidate	Party	Status	Vote Percent
<b>K. Heggen</b>	<b>Rep</b>	<b>Open Seat</b>	<b>99.57</b>

<b>Schenectady</b> Population 154,727			
Candidate	Party	Status	Vote Percent
<b>R. Carney</b>	<b>Dem</b>	<b>Incumbent</b>	<b>99.57</b>

<b>Schoharie</b> Population 32,749			
<b>General Election</b>			
Candidate	Party	Status	Vote Percent
<b>S. Mallery</b>	<b>Rep</b>	<b>Open Seat</b>	<b>57</b>
S. Smith	Dem	Open Seat	43

<b>Schuyler</b> Population 18,343			
Candidate	Party	Status	Vote Percent
<b>J. Fazzary</b>	<b>Rep</b>	<b>Incumbent</b>	<b>99.45</b>

<b>Seneca</b> Population 35,251			
<b>General Election</b>			
Candidate	Party	Status	Vote Percent
<b>B. Porsch</b>	<b>Rep</b>	<b>Incumbent</b>	<b>64.17</b>
J. Sapio	Ind	Challenger	35.77

<b>Steuben</b> Population 98,990			
Candidate	Party	Status	Vote Percent
<b>B. Baker</b>	<b>Rep</b>	<b>Incumbent</b>	<b>75.57</b>

<b>Suffolk</b> Population 1,493,350			
<b>General Election</b>			
Candidate	Party	Status	Vote Percent
C. Garvey	Lib	Open Seat	1.45
R. Perini	Rep	Open Seat	36.38
<b>T. Sini</b>	<b>Dem</b>	<b>Open Seat</b>	<b>62.17</b>

<b>Sullivan</b> Population 77,547			
Candidate	Party	Status	Vote Percent
<b>J. Farrell</b>	<b>Rep</b>	<b>Incumbent</b>	<b>100</b>

<b>Tioga</b> Population 51,125			
Candidate	Party	Status	Vote Percent
<b>K. Martin</b>	<b>Rep</b>	<b>Incumbent</b>	<b>70.66</b>

<b>Tompkins</b>			
Population 101,564			
<b>General Election</b>			
Candidate	Party	Status	Vote Percent
E. Kopko	Ind	Open Seat	20.73
<b>M. Van Houten</b>	<b>Dem</b>	<b>Open Seat</b>	<b>61.17</b>

<b>Ulster</b>			
Population 182,493			
Candidate	Party	Status	Vote Percent
<b>H. Carnright</b>	<b>Rep</b>	<b>Incumbent</b>	<b>68.93</b>

<b>Warren</b>			
Population 65,707			
Candidate	Party	Status	Vote Percent
<b>J. Carusone</b>	<b>Rep</b>	<b>Open Seat</b>	<b>99.67</b>

<b>Washington</b>			
Population 63,216			
Candidate	Party	Status	Vote Percent
<b>T. Jordan</b>	<b>Rep</b>	<b>Incumbent</b>	<b>99.5</b>

<b>Wayne</b>			
Population 93,772			
<b>General Election</b>			
Candidate	Party	Status	Vote Percent
<b>M. Calarco</b>	<b>Dem</b>	<b>Open Seat</b>	<b>52.95</b>
D. Fulvio	Rep	Open Seat	41.32

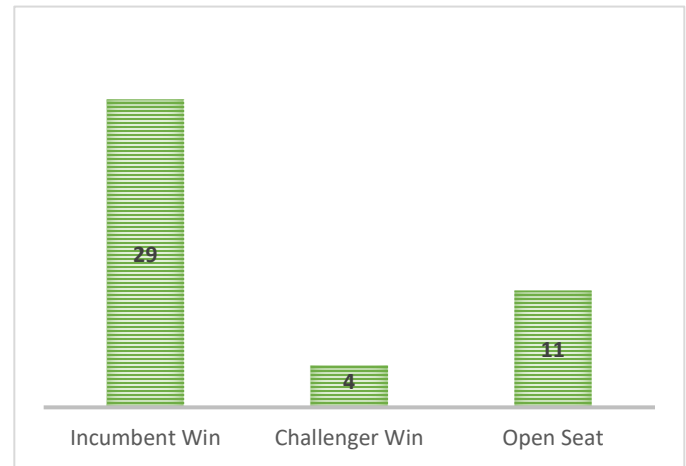
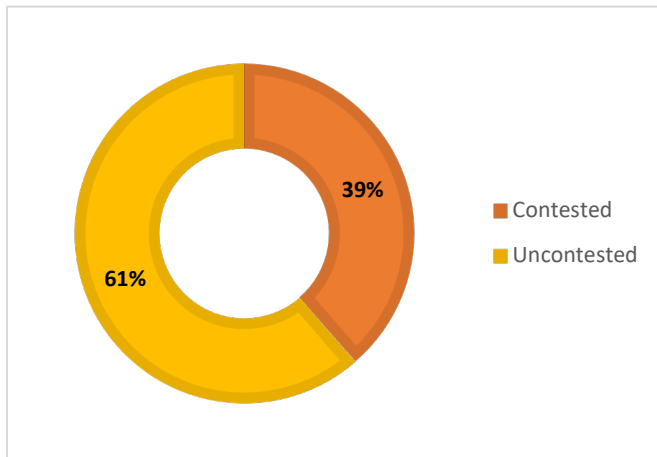
<b>Westchester</b>			
Population 949,113			
<b>General Election</b>			
Candidate	Party	Status	Vote Percent
B. Bendish	Rep	Open Seat	26.78
<b>A. Scarpino, Jr.</b>	<b>Dem</b>	<b>Open Seat</b>	<b>61.91</b>

<b>Wyoming</b>			
Population 42,155			
Candidate	Party	Status	Vote Percent
<b>D. O'Geen</b>	<b>Rep</b>	<b>Incumbent</b>	<b>78.16</b>

<b>Yates</b>			
Population 25,348			
<b>General Election</b>			
Candidate	Party	Status	Vote Percent
<b>T. Casella</b>	<b>Ind</b>	<b>Challenger</b>	<b>52.14</b>
V. Gardner	Rep	Incumbent	47.72

## North Carolina

North Carolina elects 44 district attorneys in partisan elections. The district attorneys serve four year terms, and they preside over multi-county districts. North Carolina does not require unopposed candidates to appear on the ballot in the primary election. The data in this report comes from elections held in 2014 and 2016.



### District Overview

District 1			
Population 148,551			
Primary Election			
Candidate	Party	Status	Vote Percent
K. Fagan	Dem	Challenger	24.33
<b>N. Lamb</b>	<b>Dem</b>	<b>Challenger</b>	<b>75.66</b>
General Election			
N. Lamb	Dem	Challenger	45.83
<b>A. Womble</b>	<b>Rep</b>	<b>Incumbent</b>	<b>54.16</b>

District 2			
Population 95,709			
Candidate	Party	Status	Vote Percent
<b>S. Edwards</b>	<b>Dem</b>	<b>Incumbent</b>	<b>100</b>

District 3A			
Population 168,148			
Candidate	Party	Status	Vote Percent
<b>K. Robb</b>	<b>Rep</b>	<b>Incumbent</b>	<b>100</b>

<b>District 3B</b>			
Population 183,118			
Candidate	Party	Status	Vote Percent
<b>S. Thomas</b>	<b>Dem</b>	<b>Incumbent</b>	<b>100</b>

<b>District 4</b>			
Population 309,861			
Candidate	Party	Status	Vote Percent
<b>E. Lee</b>	<b>Dem</b>	<b>Incumbent</b>	<b>100</b>

<b>District 5</b>			
Population 254,884			
Candidate	Party	Status	Vote Percent
<b>B. David</b>	<b>Dem</b>	<b>Incumbent</b>	<b>100</b>

<b>District 6</b>			
Population 122,741			
<b>Primary Election</b>			
Candidate	Party	Status	Vote Percent
<b>V. Asbell</b>	<b>Dem</b>	<b>Open Seat</b>	<b>71.28</b>
M. Pelfrey	Dem	Open Seat	28.71

<b>District 7</b>			
Population 233,626			
Candidate	Party	Status	Vote Percent
<b>R. Evans</b>	<b>Dem</b>	<b>Incumbent</b>	<b>100</b>

<b>District 8</b>			
Population 203,480			
<b>General Election</b>			
Candidate	Party	Status	Vote Percent
<b>M. Deldridge</b>	<b>Rep</b>	<b>Open Seat</b>	<b>50.67</b>
T. Light	Dem	Open Seat	49.32

<b>District 9</b>			
Population 186,929			
<b>Primary Election</b>			
Candidate	Party	Status	Vote Percent
C. Bostic	Dem	Open Seat	41.91
<b>M. Waters</b>	<b>Dem</b>	<b>Open Seat</b>	<b>58.08</b>

<b>District 9A</b>			
Population 63,183			
Candidate	Party	Status	Vote Percent
<b>W. Bradsher</b>	<b>Rep</b>	<b>Incumbent</b>	<b>100</b>

<b>District 10*</b>			
Population 900,993			
<b>Primary Election</b>			
Candidate	Party	Status	Vote Percent
<b>N. Freeman</b>	<b>Dem</b>	<b>Challenger</b>	<b>57.85</b>
B. Zellinger	Dem	Challenger	42.15
J. Bryant	Rep	Incumbent	32.61
<b>J. Cruden</b>	<b>Rep</b>	<b>Challenger</b>	<b>33.68</b>
J. Griffin	Rep	Challenger	22.76
T. Swaim	Rep	Challenger	10.94
<b>General Election</b>			
J. Bryant	Rep	Incumbent	44.46
<b>N. Freeman</b>	<b>Dem</b>	<b>Challenger</b>	<b>55.54</b>

<b>District 11A</b>			
Population 172,544			
Candidate	Party	Status	Vote Percent
<b>V. Stewart</b>	<b>Dem</b>	<b>Incumbent</b>	<b>100</b>

<b>District 11B</b>			
Population 168,878			
Candidate	Party	Status	Vote Percent
<b>S. Doyle</b>	<b>Rep</b>	<b>Incumbent</b>	<b>100</b>

<b>District 12</b>			
Population 319,431			
Candidate	Party	Status	Vote Percent
<b>W. West</b>	<b>Dem</b>	<b>Incumbent</b>	<b>100</b>

<b>District 13</b>			
Population 200,719			
<b>Primary Election</b>			
Candidate	Party	Status	Vote Percent
<b>J. David</b>	<b>Rep</b>	<b>Incumbent</b>	<b>59.17</b>
R. Smithwick	Rep	Challenger	40.82

<b>District 14</b>			
Population 267,587			
<b>Primary Election</b>			
Candidate	Party	Status	Vote Percent
B. Aus	Dem	Open Seat	29.51
<b>R. Echols</b>	<b>Dem</b>	<b>Open Seat</b>	<b>61.48</b>
M. Garrell	Dem	Open Seat	9.02

---

\* Due to the near tie in the Republican primary, a runoff election was held between Cruden and Bryant. Although Cruden won the primary, Bryant won the runoff election allowing him to advance to the general election.

<b>District 15A</b>			
Population 151,131			
<b>Primary Election</b>			
Candidate	Party	Status	Vote Percent
A. Hanford	Dem	Challenger	37.47
<b>P. Nadolski</b>	<b>Dem</b>	<b>Incumbent</b>	<b>62.53</b>
<b>General Election</b>			
R. Sharpe	Rep	Challenger	47.33
<b>P. Nadolski</b>	<b>Dem</b>	<b>Incumbent</b>	<b>52.67</b>

<b>District 15B</b>			
Population 197,306			
Candidate	Party	Status	Vote Percent
<b>J. Woodall</b>	<b>Dem</b>	<b>Incumbent</b>	<b>100</b>

<b>District 16A</b>			
Population 83,109			
<b>Primary Election</b>			
Candidate	Party	Status	Vote Percent
J. Allen	Dem	Challenger	45.56
<b>K. Newton</b>	<b>Dem</b>	<b>Incumbent</b>	<b>54.43</b>

<b>District 16B</b>			
Population 134,168			
Candidate	Party	Status	Vote Percent
<b>L. Britt</b>	<b>Dem</b>	<b>Incumbent</b>	<b>100</b>

<b>District 16C</b>			
Population 73,587			
Candidate	Party	Status	Vote Percent
<b>R. Saunders</b>	<b>Dem</b>	<b>Incumbent</b>	<b>100</b>

<b>District 17A</b>			
Population 93,643			
<b>Primary Election</b>			
Candidate	Party	Status	Vote Percent
<b>C. Blitzer</b>	<b>Rep</b>	<b>Open Seat</b>	<b>65.94</b>
M. Bridge	Rep	Open Seat	34.06

<b>District 17B</b>			
Population 121,074			
Candidate	Party	Status	Vote Percent
<b>R. Bowman</b>	<b>Dem</b>	<b>Incumbent</b>	<b>100</b>

<b>District 18</b>			
Population 488,406			
Candidate	Party	Status	Vote Percent
<b>D. Henderson</b>	<b>Dem</b>	<b>Incumbent</b>	<b>100</b>



District 19A			
Population 178,011			
Candidate	Party	Status	Vote Percent
<b>R. Vaneekhoven</b>	<b>Rep</b>	<b>Incumbent</b>	<b>100</b>

District 19B			
Population 169,550			
Candidate	Party	Status	Vote Percent
<b>A. Gregson</b>	<b>Rep</b>	<b>Open Seat</b>	<b>100</b>

District 19C			
Population 138,428			
Candidate	Party	Status	Vote Percent
<b>B. Cook</b>	<b>Rep</b>	<b>Incumbent</b>	<b>100</b>

District 19D			
Population 88,247			
Candidate	Party	Status	Vote Percent
<b>M. Krueger</b>	<b>Rep</b>	<b>Incumbent</b>	<b>100</b>

District 20A			
Population 60,585			
Candidate	Party	Status	Vote Percent
<b>T. Clodfelter</b>	<b>Rep</b>	<b>Open Seat</b>	<b>64.65</b>
J. Phillips	Rep	Open Seat	35.35

District 20B			
Population 201,292			
Candidate	Party	Status	Vote Percent
<b>P. Robinson</b>	<b>Rep</b>	<b>Incumbent</b>	<b>100</b>

District 21			
Population 350,670			
Candidate	Party	Status	Vote Percent
<b>J. O'Neill</b>	<b>Rep</b>	<b>Incumbent</b>	<b>100</b>

District 22A			
Population 196,635			
Candidate	Party	Status	Vote Percent
<b>S. Kirkman</b>	<b>Rep</b>	<b>Incumbent</b>	<b>100</b>

District 22B			
Population 204,118			
Candidate	Party	Status	Vote Percent
<b>G. Frank</b>	<b>Rep</b>	<b>Incumbent</b>	<b>100</b>

District 23			
Population 146,182			
Candidate	Party	Status	Vote Percent
<b>T. Horner</b>	<b>Rep</b>	<b>Incumbent</b>	<b>100</b>

District 24			
Population 123,037			
Primary Election			
Candidate	Party	Status	Vote Percent
<b>S. Banks</b>	<b>Rep</b>	<b>Open Seat</b>	<b>48</b>
N. Miller	Rep	Open Seat	19.03
B. Springer	Rep	Open Seat	32.96

District 25			
Population 328,299			
Primary Election			
Candidate	Party	Status	Vote Percent
J. Gaither	Rep	Incumbent	31.09
<b>D. Learner</b>	<b>Rep</b>	<b>Challenger</b>	<b>39.38</b>
S. Reilly	Rep	Challenger	29.52

District 26			
Population 919,628			
Candidate	Party	Status	Vote Percent
<b>A. Murray</b>	<b>Rep</b>	<b>Incumbent</b>	<b>100</b>

District 27A			
Population 206,086			
Candidate	Party	Status	Vote Percent
<b>L. Bell</b>	<b>Rep</b>	<b>Incumbent</b>	<b>100</b>

District 27B			
Population 176,343			
Primary Election			
Candidate	Party	Status	Vote Percent
<b>J. Bridges</b>	<b>Dem</b>	<b>Open Seat</b>	<b>72.48</b>
C. McWhirter	Dem	Open Seat	27.51
General Election			
<b>M. Miller</b>	<b>Rep</b>	<b>Open Seat</b>	<b>63.87</b>
J. Bridges	Dem	Open Seat	36.13

District 28			
Population 238,318			
Primary Election			
Candidate	Party	Status	Vote Percent
R. Moore	Dem	Incumbent	32.32
<b>T. Williams</b>	<b>Dem</b>	<b>Challenger</b>	<b>67.68</b>
General Election			
B. Scales	Ind	Challenger	37.64
<b>T. Williams</b>	<b>Dem</b>	<b>Challenger</b>	<b>67.68</b>

<b>District 29A</b>			
Population 112,806			
<b>Primary Election</b>			
Candidate	Party	Status	Vote Percent
<b>T. Bell</b>	<b>Rep</b>	<b>Challenger</b>	<b>62.62</b>
B. Greenway	Dem	Incumbent	37.37

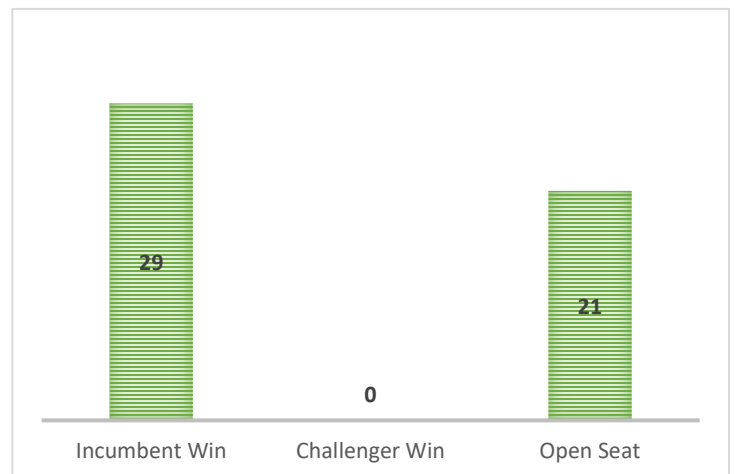
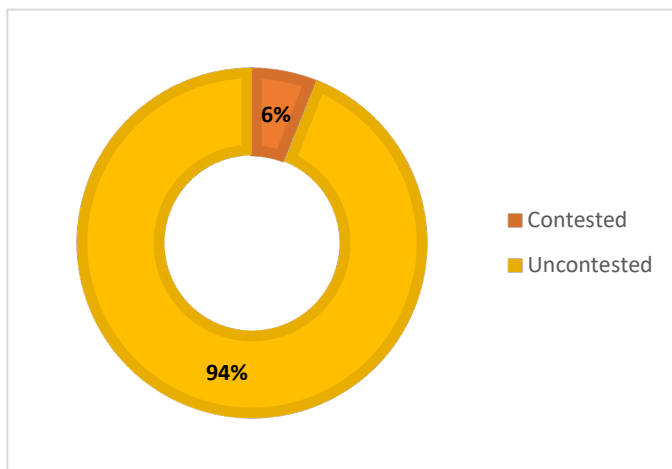
<b>District 29B</b>			
Population 160,340			
Candidate	Party	Status	Vote Percent
<b>G. Newman</b>	<b>Rep</b>	<b>Open Seat</b>	<b>100</b>

<b>District 30</b>			
Population 160,180			
<b>General Election</b>			
Candidate	Party	Status	Vote Percent
J. Moore	Dem	Open Seat	39.52
<b>A. Welch</b>	<b>Rep</b>	<b>Open Seat</b>	<b>60.47</b>

District	Counties	District	Counties
<b>1</b>	Camden, Chowan, Currituck, Dare, Gates, Pasquotank, Perquimans	<b>17A</b>	Rockingham
<b>2</b>	Beaufort, Hyde, Martin, Tyrrell, Washington	<b>17B</b>	Stokes, Surry
<b>3A</b>	Pitt	<b>18</b>	Guilford
<b>3B</b>	Carteret, Craven, Pamlico	<b>19A</b>	Cabarrus
<b>4</b>	Duplin, Jones, Sampson, Onslow	<b>19B</b>	Montgomery, Randolph
<b>5</b>	New Hanover, Pender	<b>19C</b>	Rowan
<b>6</b>	Bertie, Halifax, Hertford, Northampton	<b>19D</b>	Moore
<b>7</b>	Edgecombe, Nash, Wilson	<b>20A</b>	Stanly
<b>8</b>	Greene, Lenoir, Wayne	<b>20B</b>	Union
<b>9</b>	Franklin, Granville, Vance, Warren	<b>21</b>	Forsyth
<b>9A</b>	Caswell, Person	<b>22A</b>	Alexander, Iredell
<b>10</b>	Wake	<b>22B</b>	Davidson, Davie
<b>11A</b>	Harnett, Lee	<b>23</b>	Alleghany, Ashe, Wilkes, Yadkin
<b>11B</b>	Johnston	<b>24</b>	Avery, Madison, Mitchell, Watauga, Yancey
<b>12</b>	Cumberland	<b>25</b>	Burke, Caldwell, Catawba
<b>13</b>	Bladen, Brunswick, Columbus	<b>26</b>	Mecklenburg
<b>14</b>	Durham	<b>27A</b>	Gaston
<b>15A</b>	Alamance	<b>27B</b>	Cleveland, Lincoln
<b>15B</b>	Chatham, Orange	<b>28</b>	Buncombe
<b>16A</b>	Hoke, Scotland	<b>29A</b>	McDowell, Rutherford
<b>16B</b>	Robeson	<b>29B</b>	Henderson, Polk, Transylvania
<b>16C</b>	Anson, Richmond	<b>30</b>	Cherokee, Clay, Graham, Haywood, Jackson, Swain

## North Dakota

North Dakota leaves the decision whether to elect local prosecutors to the counties. Counties that wish to appoint their state's attorney to place the question of appointment on the ballot; a majority vote changes the selection method from election to appointment. North Dakota elects 51 of its 53 state's attorneys in nonpartisan elections. Two counties—Golden Valley County and Steele County—have chosen to appoint their prosecutors. The state's attorneys serve four year terms, and they preside over a single county. The data in this report comes from the 2014 election. In the 2014 election, Billings County did not have a single candidate run for prosecuting attorney.



### District Overview

Adams Population 2,343			
Candidate	Party	Status	Vote Percent
A. Roseland	NP	Incumbent	97.08

Barnes Population 11,066			
Candidate	Party	Status	Vote Percent
C. Martineck	NP	Open Seat	99.65

Benson Population 6,660			
Candidate	Party	Status	Vote Percent
J. Wang	NP	Incumbent	95.54

<b>Billings*</b> Population 783			
Candidate	Party	Status	Vote Percent
N/A	N/A	Open Seat	N/A

<b>Bottineau</b> Population 6,429			
Candidate	Party	Status	Vote Percent
<b>A. Benson III</b>	<b>NP</b>	<b>Incumbent</b>	<b>99.24</b>

<b>Bowman</b> Population 3,151			
Candidate	Party	Status	Vote Percent
<b>A. Weiss</b>	<b>NP</b>	<b>Open Seat</b>	<b>98.51</b>

<b>Burke</b> Population 1,968			
Candidate	Party	Status	Vote Percent
<b>A. Fiesel</b>	<b>NP</b>	<b>Incumbent</b>	<b>98.49</b>

<b>Burleigh</b> Population 81,308			
Candidate	Party	Status	Vote Percent
<b>R. Riha</b>	<b>NP</b>	<b>Incumbent</b>	<b>99.31</b>

<b>Cass</b> Population 149,778			
Candidate	Party	Status	Vote Percent
<b>B. Burdick</b>	<b>NP</b>	<b>Incumbent</b>	<b>98.92</b>

<b>Cavalier</b> Population 3,993			
Candidate	Party	Status	Vote Percent
<b>R. Stewart</b>	<b>NP</b>	<b>Incumbent</b>	<b>97.66</b>

<b>Dickey</b> Population 5,289			
Candidate	Party	Status	Vote Percent
<b>G. Neuharth</b>	<b>NP</b>	<b>Incumbent</b>	<b>98.29</b>

<b>Divide</b> Population 2,071			
Candidate	Party	Status	Vote Percent
<b>S. Jordan</b>	<b>NP</b>	<b>Open Seat</b>	<b>N/A<sup>†</sup></b>

---

\* No candidate ran for local prosecutor. J. Brovold was appointed to fill the office.

<sup>†</sup> S. Jordan did not appear on the ballot, but was instead elected as a write-in candidate.

<b>Dunn</b> Population 3,536			
Candidate	Party	Status	Vote Percent
<b>P. Merriman</b>	<b>NP</b>	<b>Open Seat</b>	<b>83.39</b>

<b>Eddy</b> Population 2,385			
Candidate	Party	Status	Vote Percent
<b>T. Peterson</b>	<b>NP</b>	<b>Incumbent</b>	<b>98.3</b>

<b>Emmons</b> Population 3,550			
Candidate	Party	Status	Vote Percent
<b>D. Grenz</b>	<b>NP</b>	<b>Open Seat</b>	<b>97.95</b>

<b>Foster</b> Population 3,343			
Candidate	Party	Status	Vote Percent
<b>P. Murphy</b>	<b>NP</b>	<b>Incumbent</b>	<b>79.42</b>

<b>Grand Forks</b> Population 66,861			
Candidate	Party	Status	Vote Percent
<b>P. Welte</b>	<b>NP</b>	<b>Incumbent</b>	<b>99.3</b>

<b>Grant</b> Population 2,394			
Candidate	Party	Status	Vote Percent
<b>G. Walker</b>	<b>NP</b>	<b>Open Seat</b>	<b>N/A*</b>

<b>Griggs</b> Population 2,420			
<b>Primary Election</b>			
Candidate	Party	Status	Vote Percent
M. Spahr	NP	Open Seat	45.91
<b>J. Tenneson</b>	<b>NP</b>	<b>Open Seat</b>	<b>53.98</b>

<b>Hettinger</b> Population 2,477			
Candidate	Party	Status	Vote Percent
<b>J. Gion</b>	<b>NP</b>	<b>Open Seat</b>	<b>98.09</b>

<b>Kidder</b> Population 2,435			
Candidate	Party	Status	Vote Percent
<b>E. Hetland</b>	<b>NP</b>	<b>Open Seat</b>	<b>98.56</b>

---

\* G. Walker did not appear on the ballot, but rather was elected as a write-in candidate.

<b>LaMoure</b>			
Population 4,139			
<b>General Election</b>			
Candidate	Party	Status	Vote Percent
<b>T. Duffy</b>	<b>NP</b>	<b>Open Seat</b>	<b>50.65</b>
K. Radermacher	NP	Open Seat	49.25

<b>Logan</b>			
Population 1,990			
Candidate	Party	Status	Vote Percent
<b>I. Zimmerman</b>	<b>NP</b>	<b>Open Seat</b>	<b>99.54</b>

<b>McHenry</b>			
Population 5,395			
Candidate	Party	Status	Vote Percent
<b>C. Breyer</b>	<b>NP</b>	<b>Open Seat</b>	<b>99.13</b>

<b>McIntosh</b>			
Population 2,809			
Candidate	Party	Status	Vote Percent
<b>T. Elhard</b>	<b>NP</b>	<b>Incumbent</b>	<b>93.86</b>

<b>McKenzie</b>			
Population 6,360			
Candidate	Party	Status	Vote Percent
<b>J. Rodenbiker</b>	<b>NP</b>	<b>Open Seat</b>	<b>97.63</b>

<b>McLean</b>			
Population 8,962			
Candidate	Party	Status	Vote Percent
<b>L. Erickson</b>	<b>NP</b>	<b>Incumbent</b>	<b>98.22</b>

<b>Mercer</b>			
Population 8,424			
Candidate	Party	Status	Vote Percent
<b>J. Binder</b>	<b>NP</b>	<b>Open Seat</b>	<b>98.48</b>

<b>Morton</b>			
Population 27,471			
Candidate	Party	Status	Vote Percent
<b>A. Koppy</b>	<b>NP</b>	<b>Incumbent</b>	<b>98.75</b>

<b>Mountrail</b>			
Population 7,673			
Candidate	Party	Status	Vote Percent
<b>W. Enget</b>	<b>NP</b>	<b>Incumbent</b>	<b>98.35</b>

<b>Nelson</b> Population 3,126			
Candidate	Party	Status	Vote Percent
<b>J. Tenneson</b>	<b>NP</b>	<b>Open Seat</b>	<b>99.28</b>

<b>Oliver</b> Population 1,846			
Candidate	Party	Status	Vote Percent
<b>J. Mahoney</b>	<b>NP</b>	<b>Incumbent</b>	<b>98.22</b>

<b>Pembina</b> Population 7,413			
Candidate	Party	Status	Vote Percent
<b>S. Davis</b>	<b>NP</b>	<b>Incumbent</b>	<b>97.87</b>

<b>Pierce</b> Population 4,357			
Candidate	Party	Status	Vote Percent
<b>G. Mack</b>	<b>NP</b>	<b>Incumbent</b>	<b>97.83</b>

<b>Ramsey</b> Population 11,451			
Candidate	Party	Status	Vote Percent
<b>L. Olson</b>	<b>NP</b>	<b>Incumbent</b>	<b>98.83</b>

<b>Ransom</b> Population 5,457			
<b>General Election</b>			
Candidate	Party	Status	Vote Percent
<b>F. Kelly</b>	<b>NP</b>	<b>Incumbent</b>	<b>58.05</b>
L. Thomason	NP	Challenger	41.53

<b>Renville</b> Population 2,470			
Candidate	Party	Status	Vote Percent
<b>M. Madsen</b>	<b>NP</b>	<b>Incumbent</b>	<b>99.27</b>

<b>Richland</b> Population 16,321			
Candidate	Party	Status	Vote Percent
<b>R. McBeth</b>	<b>NP</b>	<b>Open Seat</b>	<b>99.07</b>

<b>Rolette</b> Population 13,937			
Candidate	Party	Status	Vote Percent
<b>R. Thompson</b>	<b>NP</b>	<b>Open Seat</b>	<b>99.59</b>



Sargent Population 3,829			
Candidate	Party	Status	Vote Percent
<b>L. Bopp</b>	<b>NP</b>	<b>Incumbent</b>	<b>95.41</b>

Sheridan Population 1,321			
Candidate	Party	Status	Vote Percent
<b>L. Erickson</b>	<b>NP</b>	<b>Open Seat</b>	<b>99</b>

Sioux Population 4,153			
Candidate	Party	Status	Vote Percent
<b>J. Gosbee</b>	<b>NP</b>	<b>Incumbent</b>	<b>98.15</b>

Slope Population 727			
Candidate	Party	Status	Vote Percent
<b>J. Gion</b>	<b>NP</b>	<b>Open Seat</b>	<b>99.7</b>

Stark Population 24,199			
Candidate	Party	Status	Vote Percent
<b>T. Henning</b>	<b>NP</b>	<b>Incumbent</b>	<b>98.1</b>

Stutsman Population 21,100			
Candidate	Party	Status	Vote Percent
<b>F. Fremgen</b>	<b>NP</b>	<b>Incumbent</b>	<b>98.33</b>

Towner Population 2,246			
Candidate	Party	Status	Vote Percent
<b>T. Nikolaisen Jr.</b>	<b>NP</b>	<b>Open Seat</b>	<b>97.43</b>

Traill Population 8,121			
Candidate	Party	Status	Vote Percent
<b>S. Larson</b>	<b>NP</b>	<b>Incumbent</b>	<b>94.75</b>

Walsh Population 11,119			
Candidate	Party	Status	Vote Percent
<b>B. Whelan</b>	<b>NP</b>	<b>Incumbent</b>	<b>98.53</b>

<b>Ward</b>			
Population 61,675			
Candidate	Party	Status	Vote Percent
<b>R. Larson</b>	<b>NP</b>	<b>Incumbent</b>	<b>98.58</b>

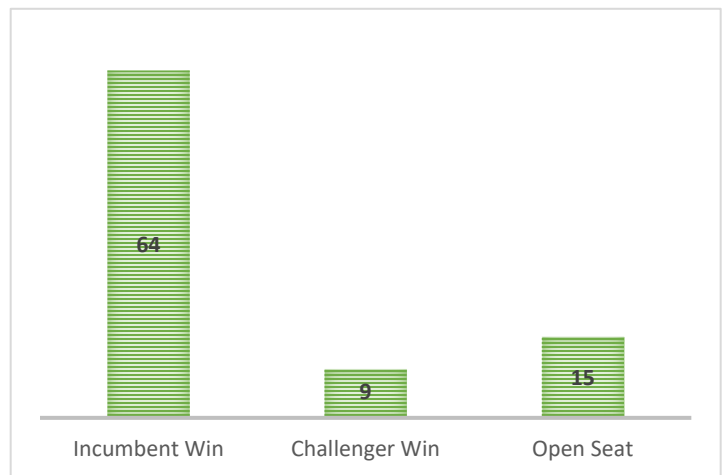
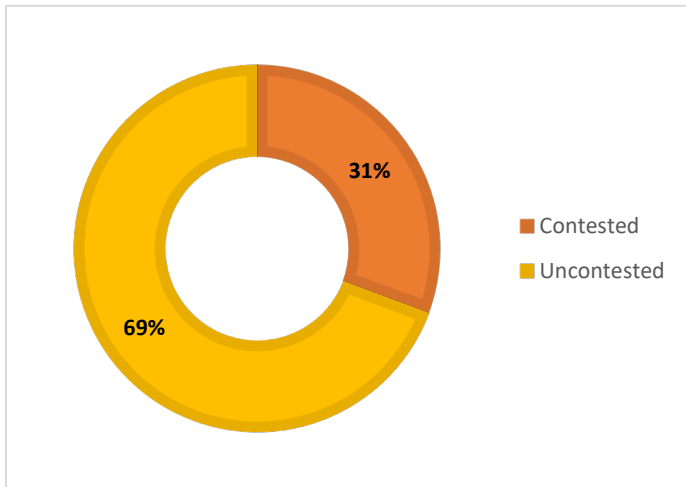
<b>Wells</b>			
Population 4,207			
Candidate	Party	Status	Vote Percent
<b>K. Murray</b>	<b>NP</b>	<b>Incumbent</b>	<b>96.59</b>

<b>Williams</b>			
Population 22,398			
Candidate	Party	Status	Vote Percent
<b>M. Wilder</b>	<b>NP</b>	<b>Incumbent</b>	<b>97.97</b>

\* Golden Valley and Steele counties appoint, rather than elect their prosecutors.

## Ohio

Ohio elects 88 prosecuting attorneys in partisan elections. The prosecuting attorneys serve four year terms, and they preside over a single county. The data in this report comes from the 2016 election.



### District Overview

Adams Population 28,550			
Candidate	Party	Status	Vote Percent
D. Kelley	Rep	Incumbent	100

Allen Population 106,331			
Candidate	Party	Status	Vote Percent
J. Waldick	Rep	Incumbent	100

Ashland Population 53,139			
Candidate	Party	Status	Vote Percent
C. Tunnell	Rep	Incumbent	100

Ashtabula Population 101,497			
Candidate	Party	Status	Vote Percent
N. Larocci	Dem	Incumbent	100

Athens Population 64,757			
Candidate	Party	Status	Vote Percent
K. Blackburn	Dem	Incumbent	100

<b>Auglaize</b> Population 45,949			
Candidate	Party	Status	Vote Percent
<b>E. Pierce</b>	<b>Rep</b>	<b>Incumbent</b>	<b>100</b>

<b>Belmont</b> Population 70,400			
Candidate	Party	Status	Vote Percent
<b>D. Fry</b>	<b>Rep</b>	<b>Open Seat</b>	<b>100</b>

<b>Brown</b> Population 44,846			
<b>General Election</b>			
Candidate	Party	Status	Vote Percent
<b>Z. Corbin</b>	<b>Rep</b>	<b>Open Seat</b>	<b>84.15</b>
D. Varnau	Ind	Open Seat	15.85

<b>Butler</b> Population 368,130			
Candidate	Party	Status	Vote Percent
<b>M. Gmoser</b>	<b>Rep</b>	<b>Incumbent</b>	<b>100</b>

<b>Carroll</b> Population 28,836			
<b>General Election</b>			
Candidate	Party	Status	Vote Percent
<b>S. Barnett</b>	<b>Rep</b>	<b>Open Seat</b>	<b>55.67</b>
K. Stoneman	Dem	Open Seat	44.33

<b>Champaign</b> Population 40,097			
Candidate	Party	Status	Vote Percent
<b>K. Talebi</b>	<b>Rep</b>	<b>Incumbent</b>	<b>100</b>

<b>Clark</b> Population 138,333			
Candidate	Party	Status	Vote Percent
<b>A. Wilson</b>	<b>Rep</b>	<b>Incumbent</b>	<b>100</b>

<b>Clermont</b> Population 197,363			
Candidate	Party	Status	Vote Percent
<b>V. Faris</b>	<b>Rep</b>	<b>Incumbent</b>	<b>100</b>

<b>Clinton</b> Population 42,040			
Candidate	Party	Status	Vote Percent
<b>R. Moyer</b>	<b>Rep</b>	<b>Incumbent</b>	<b>100</b>

<b>Columbiana</b> Population 107,841			
Candidate	Party	Status	Vote Percent
<b>R. Herron</b>	<b>Dem</b>	<b>Incumbent</b>	<b>100</b>

<b>Coshocton</b> Population 36,901			
Candidate	Party	Status	Vote Percent
<b>J. Given</b>	<b>Rep</b>	<b>Incumbent</b>	<b>100</b>

<b>Crawford</b> Population 43,784			
<b>Primary Election</b>			
Candidate	Party	Status	Vote Percent
R. Ratliff	Rep	Challenger	31.27
<b>M. Crall</b>	<b>Rep</b>	<b>Incumbent</b>	<b>68.73</b>

<b>Cuyahoga</b> Population 1,280,122			
<b>Primary Election</b>			
Candidate	Party	Status	Vote Percent
<b>M. O'Malley</b>	<b>Dem</b>	<b>Challenger</b>	<b>55.92</b>
T. McGinty	Dem	Incumbent	44.08

<b>Darke</b> Population 52,959			
<b>General Election</b>			
Candidate	Party	Status	Vote Percent
D. Rohrer	Ind	Challenger	27.44
<b>R.K. Ormsby III</b>	<b>Rep</b>	<b>Incumbent</b>	<b>72.56</b>

<b>Defiance</b> Population 39,037			
Candidate	Party	Status	Vote Percent
<b>M. Murray</b>	<b>Rep</b>	<b>Incumbent</b>	<b>100</b>

<b>Delaware</b> Population 174,214			
Candidate	Party	Status	Vote Percent
<b>C. O'Brien</b>	<b>Rep</b>	<b>Incumbent</b>	<b>100</b>

<b>Erie</b> Population 77,079			
Candidate	Party	Status	Vote Percent
<b>K. Baxter</b>	<b>Dem</b>	<b>Incumbent</b>	<b>100</b>

<b>Fairfield</b>			
Population 146,156			
<b>Primary Election</b>			
Candidate	Party	Status	Vote Percent
<b>K. Witt</b>	<b>Rep</b>	<b>Challenger</b>	<b>74.34</b>
G. Marx	Rep	Incumbent	25.66

<b>Fayette</b>			
Population 29,030			
Candidate	Party	Status	Vote Percent
<b>J. Weade</b>	<b>Rep</b>	<b>Incumbent</b>	<b>100</b>

<b>Franklin</b>			
Population 1,163,414			
<b>General Election</b>			
Candidate	Party	Status	Vote Percent
B. Fitrakis	Gr	Challenger	5.81
Z. Klein	Dem	Challenger	45.59
<b>R. O'Brien</b>	<b>Rep</b>	<b>Incumbent</b>	<b>48.61</b>

<b>Fulton</b>			
Population 42,698			
Candidate	Party	Status	Vote Percent
<b>S. Haselman</b>	<b>Rep</b>	<b>Incumbent</b>	<b>100</b>

<b>Gallia</b>			
Population 30,934			
<b>General Election</b>			
Candidate	Party	Status	Vote Percent
<b>J. Holdren</b>	<b>Rep</b>	<b>Challenger</b>	<b>52.16</b>
J. Adkins	Dem	Incumbent	47.84

<b>Geauga</b>			
Population 93,389			
Candidate	Party	Status	Vote Percent
<b>J. Flaiz</b>	<b>Rep</b>	<b>Incumbent</b>	<b>100</b>

<b>Greene</b>			
Population 161,573			
Candidate	Party	Status	Vote Percent
<b>S. Haller</b>	<b>Rep</b>	<b>Incumbent</b>	<b>100</b>

<b>Guernsey</b>			
Population 40,087			
<b>Primary Election</b>			
Candidate	Party	Status	Vote Percent
<b>J. Blue</b>	<b>Rep</b>	<b>Open Seat</b>	<b>52.05</b>
M. Groh	Rep	Open Seat	50.55
<b>General Election</b>			
<b>J. Blue</b>	<b>Rep</b>	<b>Open Seat</b>	<b>54.38</b>
K. Biegler	Dem	Open Seat	45.62

<b>Hamilton</b>			
Population 802,374			
<b>General Election</b>			
Candidate	Party	Status	Vote Percent
A. Triggs	Dem	Challenger	45.53
<b>J. Deters</b>	<b>Rep</b>	<b>Incumbent</b>	<b>54.47</b>

<b>Hancock*</b>			
Population 74,782			
Candidate	Party	Status	Vote Percent
<b>P. Riegler</b>	<b>Ind</b>	<b>Challenger</b>	<b>100</b>

<b>Hardin</b>			
Population 32,058			
Candidate	Party	Status	Vote Percent
<b>B. Bailey</b>	<b>Rep</b>	<b>Incumbent</b>	<b>100</b>

<b>Harrison</b>			
Population 15,864			
Candidate	Party	Status	Vote Percent
<b>O. Beetham</b>	<b>Rep</b>	<b>Open Seat</b>	<b>100</b>

<b>Henry</b>			
Population 28,215			
<b>Primary Election</b>			
Candidate	Party	Status	Vote Percent
<b>T. Manahan</b>	<b>Rep</b>	<b>Open Seat</b>	<b>55.11</b>
H. Glanagan	Rep	Open Seat	44.89
<b>General Election</b>			
T. Manahan	Rep	Open Seat	47.47
<b>G. Howe-Gebers</b>	<b>Dem</b>	<b>Open Seat</b>	<b>52.53</b>

<b>Highland</b>			
Population 43,589			
Candidate	Party	Status	Vote Percent
<b>A. Collins</b>	<b>Rep</b>	<b>Incumbent</b>	<b>100</b>

---

\* Incumbent Mark Miller ran unopposed in the primary election and won. Prior to the November election, he was appointed to municipal judge by Gov. Kasich and so he did not run in the general election.

<b>Hocking*</b>			
Population 29,380			
<b>Primary Election</b>			
Candidate	Party	Status	Vote Percent
J. Sarver	Rep	Open Seat	100
<b>General Election</b>			
K. Henderson	Dem	Open Seat	46.96
<b>B. Fickel</b>	<b>Rep</b>	<b>Open Seat</b>	<b>53.04</b>

<b>Holmes</b>			
Population 42,366			
Candidate	Party	Status	Vote Percent
<b>S. Warner</b>	<b>Rep</b>	<b>Open Seat</b>	<b>100</b>

<b>Huron</b>			
Population 59,626			
<b>General Election</b>			
Candidate	Party	Status	Vote Percent
<b>J. Sitterly</b>	<b>Rep</b>	<b>Open Seat</b>	<b>65.3</b>
D. Kasper	Dem	Open Seat	34.7

<b>Jackson</b>			
Population 33,225			
<b>General Election</b>			
Candidate	Party	Status	Vote Percent
J. Kirby	Ind	Challenger	47.55
<b>J. Lovett</b>	<b>Rep</b>	<b>Incumbent</b>	<b>52.45</b>

<b>Jefferson</b>			
Population 69,709			
Candidate	Party	Status	Vote Percent
<b>J. Hanlin</b>	<b>Dem</b>	<b>Incumbent</b>	<b>100</b>

<b>Knox</b>			
Population 60,921			
Candidate	Party	Status	Vote Percent
<b>C. McConville</b>	<b>Rep</b>	<b>Incumbent</b>	<b>100</b>

---

\* Candidate J. Sarver dropped out of the race prior to the general election after pleading guilty to misdemeanor crimes related to unethical behavior.



<b>Lake*</b>			
Population 230,041			
<b>Primary Election</b>			
Candidate	Party	Status	Vote Percent
<b>W. Barthol</b>	<b>Dem</b>	<b>Challenger</b>	<b>100</b>
<b>General Election</b>			
<b>C. Coulson</b>	<b>Rep</b>	<b>Incumbent</b>	<b>100</b>

<b>Lawrence</b>			
Population 62,450			
Candidate	Party	Status	Vote Percent
<b>B. Anderson</b>	<b>Rep</b>	<b>Incumbent</b>	<b>100</b>

<b>Licking</b>			
Population 166,492			
<b>Primary Election</b>			
Candidate	Party	Status	Vote Percent
<b>B. Hayes</b>	<b>Rep</b>	<b>Open Seat</b>	<b>54.6</b>
C. Reame	Rep	Open Seat	45.4
<b>General Election</b>			
<b>B. Hayes</b>	<b>Rep</b>	<b>Open Seat</b>	<b>63.58</b>
C. Shook	Dem	Open Seat	36.42

<b>Logan</b>			
Population 45,858			
Candidate	Party	Status	Vote Percent
<b>E. Stewart</b>	<b>Rep</b>	<b>Open Seat</b>	<b>100</b>

<b>Lorain</b>			
Population 301,356			
<b>Primary Election</b>			
Candidate	Party	Status	Vote Percent
J.D. Tomlinson	Dem	Challenger	47.05
<b>D. Will</b>	<b>Dem</b>	<b>Incumbent</b>	<b>52.95</b>

<b>Lucas</b>			
Population 441,815			
Candidate	Party	Status	Vote Percent
<b>J. Bates</b>	<b>Dem</b>	<b>Incumbent</b>	<b>100</b>

<b>Madison</b>			
Population 43,435			
Candidate	Party	Status	Vote Percent
<b>S. Pronai</b>	<b>Rep</b>	<b>Incumbent</b>	<b>100</b>

---

\* Challenger W. Barthol died prior to the November election, leaving C. Coulson unopposed in the general election.

<b>Mahoning</b> Population 238,823			
Candidate	Party	Status	Vote Percent
<b>P. Gains</b>	<b>Dem</b>	<b>Incumbent</b>	<b>100</b>

<b>Marion</b> Population 66,501			
<b>General Election</b>			
Candidate	Party	Status	Vote Percent
W. Edwards	Ind	Challenger	16.46
M. Russell	Dem	Challenger	29.07
<b>B. Yager</b>	<b>Rep</b>	<b>Incumbent</b>	<b>54.47</b>

<b>Medina</b> Population 172,332			
<b>General Election</b>			
Candidate	Party	Status	Vote Percent
<b>S. Thompson</b>	<b>Rep</b>	<b>Challenger</b>	<b>52.13</b>
D. Holman	Dem	Incumbent	47.87

<b>Meigs</b> Population 23,770			
<b>Primary Election</b>			
Candidate	Party	Status	Vote Percent
<b>J. Stanley</b>	<b>Rep</b>	<b>Challenger</b>	<b>66.25</b>
C. Williams	Rep	Incumbent	33.75

<b>Mercer</b> Population 40,814			
Candidate	Party	Status	Vote Percent
<b>M. Fox</b>	<b>Rep</b>	<b>Incumbent</b>	<b>100</b>

<b>Miami</b> Population 102,506			
<b>Primary Election</b>			
Candidate	Party	Status	Vote Percent
<b>A. Kendell</b>	<b>Rep</b>	<b>Open Seat</b>	<b>62.05</b>
M. Kemmer	Rep	Open Seat	37.95

<b>Monroe</b> Population 14,642			
Candidate	Party	Status	Vote Percent
<b>J. Peters</b>	<b>Dem</b>	<b>Incumbent</b>	<b>100</b>

<b>Montgomery</b> Population 535,153			
Candidate	Party	Status	Vote Percent
<b>M. Heck</b>	<b>Dem</b>	<b>Incumbent</b>	<b>100</b>

<b>Morgan</b>			
Population 15,054			
Candidate	Party	Status	Vote Percent
<b>M. Howdysell</b>	<b>Rep</b>	<b>Incumbent</b>	<b>100</b>

<b>Morrow</b>			
Population 34,827			
<b>Primary Election</b>			
Candidate	Party	Status	Vote Percent
A. Wick	Rep	Challenger	41.95
<b>C. Howland</b>	<b>Rep</b>	<b>Incumbent</b>	<b>58.05</b>

<b>Muskingum</b>			
Population 86,074			
Candidate	Party	Status	Vote Percent
<b>D. Haddox</b>	<b>Rep</b>	<b>Incumbent</b>	<b>100</b>

<b>Noble</b>			
Population 14,645			
Candidate	Party	Status	Vote Percent
<b>K. Riddle</b>	<b>Rep</b>	<b>Incumbent</b>	<b>100</b>

<b>Ottawa</b>			
Population 41,428			
<b>General Election</b>			
Candidate	Party	Status	Vote Percent
<b>J. VanEerten</b>	<b>Rep</b>	<b>Challenger</b>	<b>55.01</b>
M. Mulligan	Dem	Incumbent	44.99

<b>Paulding</b>			
Population 19,614			
Candidate	Party	Status	Vote Percent
<b>J. Burkard</b>	<b>Rep</b>	<b>Incumbent</b>	<b>100</b>

<b>Perry</b>			
Population 36,058			
Candidate	Party	Status	Vote Percent
<b>J. Flautt</b>	<b>Rep</b>	<b>Incumbent</b>	<b>100</b>

<b>Pickaway</b>			
Population 55,698			
Candidate	Party	Status	Vote Percent
<b>J. Wolford</b>	<b>Rep</b>	<b>Incumbent</b>	<b>100</b>

<b>Pike</b>			
Population 28,709			
Candidate	Party	Status	Vote Percent
<b>R. Junk</b>	<b>Dem</b>	<b>Incumbent</b>	<b>100</b>

<b>Portage</b>			
Population 161,419			
Candidate	Party	Status	Vote Percent
<b>V. Vigluicci</b>	<b>Dem</b>	<b>Incumbent</b>	<b>100</b>

<b>Preble</b>			
Population 42,270			
Candidate	Party	Status	Vote Percent
<b>M. Votel</b>	<b>Rep</b>	<b>Incumbent</b>	<b>100</b>

<b>Putnam</b>			
Population 34,499			
Candidate	Party	Status	Vote Percent
<b>G. Lammers</b>	<b>Dem</b>	<b>Incumbent</b>	<b>100</b>

<b>Richland</b>			
Population 124,475			
<b>General Election</b>			
Candidate	Party	Status	Vote Percent
B. Page	Dem	Open Seat	44.39
<b>G. Bishop</b>	<b>Rep</b>	<b>Open Seat</b>	<b>55.61</b>

<b>Ross</b>			
Population 78,064			
Candidate	Party	Status	Vote Percent
<b>M. Schmidt</b>	<b>Rep</b>	<b>Incumbent</b>	<b>100</b>

<b>Sandusky</b>			
Population 60,944			
<b>General Election</b>			
Candidate	Party	Status	Vote Percent
<b>T. Braun</b>	<b>Rep</b>	<b>Challenger</b>	<b>58.61</b>
T. Stierwalt	Dem	Incumbent	41.39

<b>Scioto</b>			
Population 79,499			
Candidate	Party	Status	Vote Percent
<b>M. Kuhn</b>	<b>Rep</b>	<b>Incumbent</b>	<b>100</b>

<b>Seneca</b>			
Population 56,745			
Candidate	Party	Status	Vote Percent
<b>D. Devine</b>	<b>Ind</b>	<b>Incumbent</b>	<b>100</b>

<b>Shelby</b>			
Population 49,423			
Candidate	Party	Status	Vote Percent
<b>T. Sell</b>	<b>Rep</b>	<b>Incumbent</b>	<b>100</b>

<b>Stark</b>			
Population 375,586			
<b>General Election</b>			
Candidate	Party	Status	Vote Percent
J. Jakmides	Rep	Challenger	49.8
<b>J. Ferrero</b>	<b>Dem</b>	<b>Incumbent</b>	<b>50.2</b>

<b>Summit</b>			
Population 541,781			
<b>General Election</b>			
Candidate	Party	Status	Vote Percent
J. Chapman	Rep	Challenger	35.9
<b>S. Walsh</b>	<b>Dem</b>	<b>Incumbent</b>	<b>64.1</b>

<b>Trumbull</b>			
Population 210,312			
Candidate	Party	Status	Vote Percent
<b>D. Watkins</b>	<b>Dem</b>	<b>Incumbent</b>	<b>100</b>

<b>Tuscarawas</b>			
Population 92,582			
Candidate	Party	Status	Vote Percent
<b>R. Styer</b>	<b>Rep</b>	<b>Incumbent</b>	<b>100</b>

<b>Union</b>			
Population 52,300			
Candidate	Party	Status	Vote Percent
<b>D. Phillips</b>	<b>Rep</b>	<b>Incumbent</b>	<b>100</b>

<b>Van Wert</b>			
Population 28,744			
<b>Primary Election</b>			
Candidate	Party	Status	Vote Percent
<b>E. Yarger</b>	<b>Rep</b>	<b>Challenger</b>	<b>50.45</b>
C. Kennedy	Rep	Incumbent	49.55

<b>Vinton</b>			
Population 13,435			
Candidate	Party	Status	Vote Percent
<b>T. Kimes-Brown</b>	<b>Dem</b>	<b>Incumbent</b>	<b>100</b>

<b>Warren</b>			
Population 212,693			
Candidate	Party	Status	Vote Percent
<b>D. Fornshell</b>	<b>Rep</b>	<b>Incumbent</b>	<b>100</b>

Washington Population 61,778			
Candidate	Party	Status	Vote Percent
<b>K. Rings</b>	<b>Rep</b>	<b>Open Seat</b>	<b>100</b>

Wayne Population 114,520			
Candidate	Party	Status	Vote Percent
<b>D. Lutz</b>	<b>Rep</b>	<b>Incumbent</b>	<b>100</b>

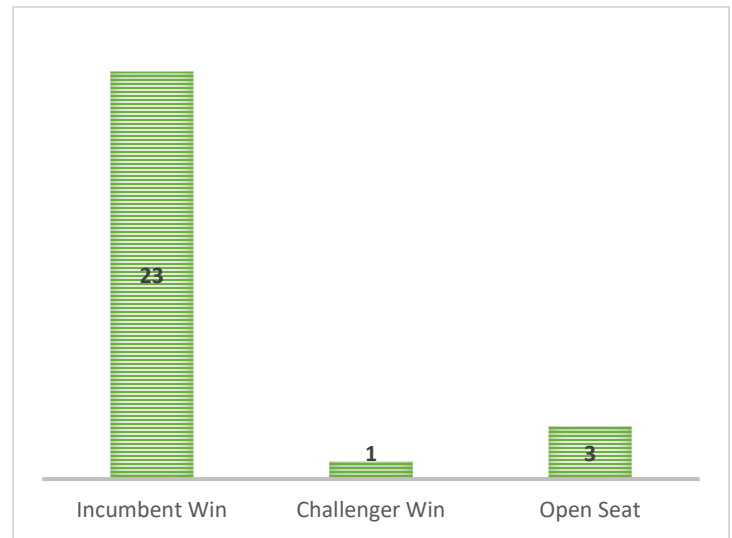
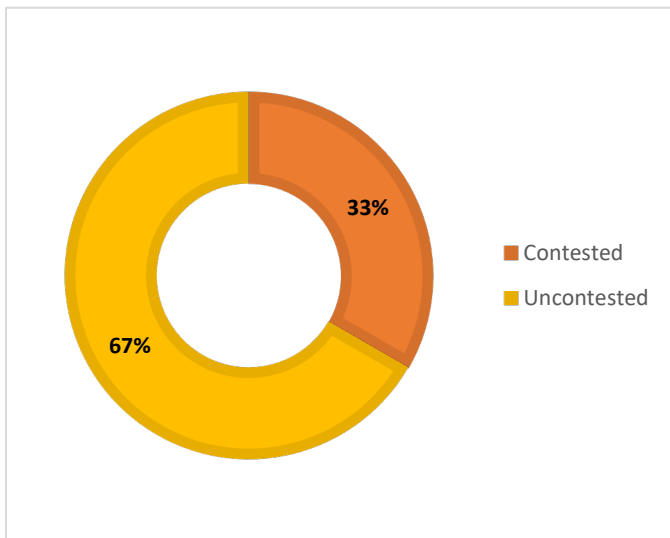
Williams Population 37,642			
Candidate	Party	Status	Vote Percent
<b>K. Zartman</b>	<b>Rep</b>	<b>Open Seat</b>	<b>100</b>

Wood Population 125,488			
Candidate	Party	Status	Vote Percent
<b>P. Dobson</b>	<b>Rep</b>	<b>Incumbent</b>	<b>100</b>

Wyandot Population 22,615			
Candidate	Party	Status	Vote Percent
<b>D. Rowland</b>	<b>Rep</b>	<b>Incumbent</b>	<b>100</b>

# Oklahoma

Oklahoma elects 27 district attorneys in partisan elections. The district attorneys serve four year terms, and they preside over multi-county districts. Oklahoma does not require unopposed candidates to appear on the ballot in either the primary or the general election. The data in this report comes from the 2014 election.



## District Overview

District 1			
Population 32,436			
Candidate	Party	Status	Vote Percent
J.M. Boring	Rep	Incumbent	N/A

District 2			
Population 69,105			
General Election			
Candidate	Party	Status	Vote Percent
A. Marsee	Rep	Open Seat	50.7
T. Ivester	Dem	Open Seat	49.3

District 3			
Population 53,045			
Candidate	Party	Status	Vote Percent
J. Wampler	Rep	Incumbent	N/A

District 4			
Population 207,625			
Candidate	Party	Status	Vote Percent
M. Fields	Rep	Incumbent	N/A

District 5			
Population 130,291			
Candidate	Party	Status	Vote Percent
<b>F. Smith</b>	<b>Rep</b>	<b>Incumbent</b>	<b>N/A</b>

District 6			
Population 133,551			
Candidate	Party	Status	Vote Percent
<b>J. Hicks</b>	<b>Rep</b>	<b>Incumbent</b>	<b>N/A</b>

District 7			
Population 718,633			
Candidate	Party	Status	Vote Percent
<b>D. Prater</b>	<b>Dem</b>	<b>Incumbent</b>	<b>N/A</b>

District 8			
Population 58,123			
Candidate	Party	Status	Vote Percent
<b>B. Hermanson</b>	<b>Rep</b>	<b>Incumbent</b>	<b>N/A</b>

District 9			
Population 119,198			
Primary Election			
Candidate	Party	Status	Vote Percent
<b>L. Thomas</b>	<b>Rep</b>	<b>Incumbent</b>	<b>52.6</b>
J. Bowyer	Rep	Challenger	26.1
D. McGrath	Rep	Challenger	21.4

District 10			
Population 64,049			
Candidate	Party	Status	Vote Percent
<b>R. Duncan</b>	<b>Rep</b>	<b>Incumbent</b>	<b>N/A</b>

District 11			
Population 61,512			
Candidate	Party	Status	Vote Percent
<b>K. Buchanan</b>	<b>Rep</b>	<b>Incumbent</b>	<b>N/A</b>

District 12			
Population 143,193			
Primary Election			
Candidate	Party	Status	Vote Percent
<b>M. Ballard</b>	<b>Rep</b>	<b>Incumbent</b>	<b>61.1</b>
E. Oquin	Rep	Challenger	25.1
J. Steidley	Rep	Challenger	13.8

District 13			
Population 73,335			
Candidate	Party	Status	Vote Percent
<b>K. Wright III</b>	<b>Dem</b>	<b>Incumbent</b>	<b>N/A</b>



<b>District 14</b>			
Population 603,403			
<b>Primary Election</b>			
Candidate	Party	Status	Vote Percent
<b>S. Kunzweiler</b>	<b>Rep</b>	<b>Open Seat</b>	<b>46.8</b>
B. Crain	Rep	Open Seat	13.4
F. Jordan	Rep	Open Seat	39.7

<b>District 15</b>			
Population 70,990			
<b>Primary Election</b>			
Candidate	Party	Status	Vote Percent
<b>O. Loge Jr</b>	<b>Dem</b>	<b>Challenger</b>	<b>48</b>
R. Brook	Dem	Challenger	8.4
L. Moore	Dem	Incumbent	43.6

<b>District 16</b>			
Population 61,538			
Candidate	Party	Status	Vote Percent
<b>J. Smith</b>	<b>Dem</b>	<b>Incumbent</b>	<b>N/A</b>

<b>District 17</b>			
Population 59,928			
Candidate	Party	Status	Vote Percent
<b>M. Matloff</b>	<b>Dem</b>	<b>Incumbent</b>	<b>N/A</b>

<b>District 18</b>			
Population 58,606			
Candidate	Party	Status	Vote Percent
<b>C. Sullivan</b>	<b>Rep</b>	<b>Incumbent</b>	<b>N/A</b>

<b>District 19</b>			
Population 62,523			
Candidate	Party	Status	Vote Percent
<b>E. Redman</b>	<b>Dem</b>	<b>Incumbent</b>	<b>N/A</b>

<b>District 20</b>			
Population 97,265			
<b>Primary Election</b>			
Candidate	Party	Status	Vote Percent
<b>C. Ladd</b>	<b>Dem</b>	<b>Incumbent</b>	<b>67.7</b>
H. Frock	Dem	Challenger	32.3
<b>General Election</b>			
<b>C. Ladd</b>	<b>Dem</b>	<b>Incumbent</b>	<b>56.7</b>
K. Tressler	Rep	Challenger	43.3

<b>District 21</b>			
Population 317,837			
Candidate	Party	Status	Vote Percent
<b>J.G. Mashburn</b>	<b>Rep</b>	<b>Incumbent</b>	<b>67</b>
M. Millstead	Dem	Challenger	33

<b>District 22</b>			
Population 76,977			
Candidate	Party	Status	Vote Percent
<b>P. Smith</b>	<b>Rep</b>	<b>Incumbent</b>	<b>N/A</b>

<b>District 23</b>			
Population 103,715			
Candidate	Party	Status	Vote Percent
<b>R. Smothermon</b>	<b>Dem</b>	<b>Incumbent</b>	<b>N/A</b>

<b>District 24</b>			
Population 82,158			
Candidate	Party	Status	Vote Percent
<b>M. Cook</b>	<b>Rep</b>	<b>Incumbent</b>	<b>N/A</b>

<b>District 25</b>			
Population 60,321			
Candidate	Party	Status	Vote Percent
<b>O.R. Barris III</b>	<b>Dem</b>	<b>Incumbent</b>	<b>N/A</b>

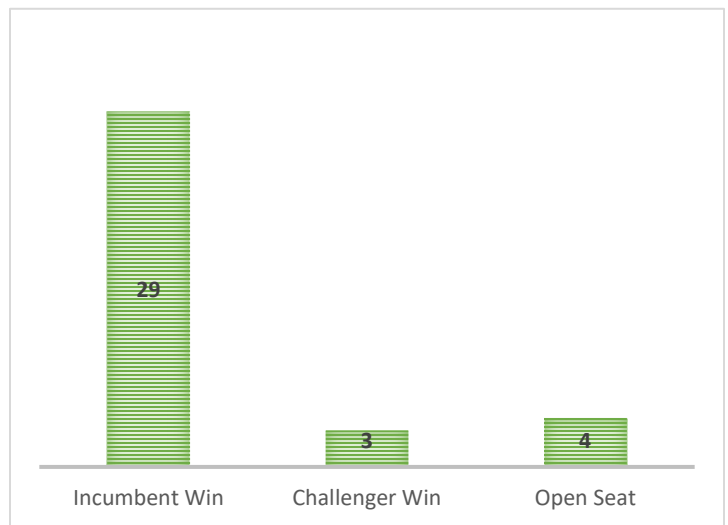
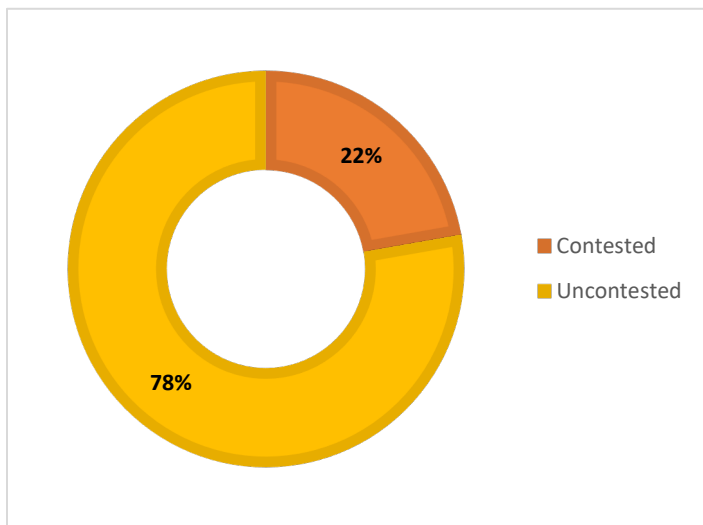
<b>District 26</b>			
Population 46,938			
<b>Primary Election</b>			
Candidate	Party	Status	Vote Percent
<b>C. Boring</b>	<b>Rep</b>	<b>Open Seat</b>	<b>65.4</b>
D. Lohmann	Rep	Open Seat	34.6

<b>District 27</b>			
Population 185,146			
<b>Primary Election</b>			
Candidate	Party	Status	Vote Percent
<b>B. Kuester</b>	<b>Rep</b>	<b>Incumbent</b>	<b>74.9</b>
T. Mize	Rep	Challenger	25.1

District	Counties	District	Counties
1	Beaver, Cimarron, Harper, Texas	15	Muskogee
2	Beckham, Custer, Ellis, Roger, Mills, Washita	16	Latimer, LeFlore
3	Greer, Harmon, Jackson, Kiowa, Tillman	17	Choctaw, McCurtain, Pushmataha
4	Blaine, Canadian, Garfield, Grant, Kingfisher	18	Haskell, Pittsburg
5	Comanche, Cotton	19	Atoka, Bryan, Coal
6	Caddo, Grady, Jefferson, Stephens	20	Carter, Johnston, Love, Marshall, Murray
7	Oklahoma	21	Cleveland, Garvin, McClain
8	Kay, Noble	22	Hughes, Pontotoc, Seminole
9	Logan, Payne	23	Lincoln, Pottawatomie
10	Osage, Pawnee	24	Creek, Okfuskee
11	Nowata, Washington	25	McIntosh, Okmulgee
12	Craig, Mayes, Rogers	26	Alfalfa, Dewey, Major, Woods, Woodward
13	Delaware, Ottawa	27	Adair, Cherokee, Sequoyah, Wagoner
14	Tulsa		

## Oregon

Oregon elects 36 district attorneys in nonpartisan elections. The district attorneys serve four year terms, and they preside over a single county. Oregon does not hold primary elections if fewer than three candidates file for district attorney. The data in this report comes from elections held in 2014 and 2016.



### District Overview

Baker		
Population 16,134		
Candidate	Status	Vote Percent
M. Shirtcliff	Incumbent	96.67

Benton		
Population 85,579		
Candidate	Status	Vote Percent
J. Haroldson	Incumbent	98.27

Clackamas		
Population 375,992		
Candidate	Status	Vote Percent
J. Foote	Incumbent	98.26

Clatsop		
Population 37,039		
Candidate	Status	Vote Percent
J. Marquis	Incumbent	90.79

<b>Columbia</b> Population 49,351		
Candidate	Status	Vote Percent
<b>S. Atchison</b>	<b>Incumbent</b>	<b>97.18</b>

<b>Coos</b> Population 63,043		
Candidate	Status	Vote Percent
<b>P. Frasier</b>	<b>Incumbent</b>	<b>97.95</b>

<b>Crook</b> Population 20,978		
Candidate	Status	Vote Percent
<b>D. Vitolins</b>	<b>Incumbent</b>	<b>95.17</b>

<b>Curry</b> Population 22,364		
<b>Primary Election</b>		
Candidate	Status	Vote Percent
E. Bryant	Challenger	46.39
<b>E. Dial</b>	<b>Incumbent</b>	<b>53.29</b>

<b>Deschutes</b> Population 157,733		
<b>Primary Election</b>		
Candidate	Status	Vote Percent
P. Flaherty	Incumbent	40.16
<b>J. Hummel</b>	<b>Challenger</b>	<b>59.48</b>

<b>Douglas</b> Population 107,667		
Candidate	Status	Vote Percent
<b>R. Wesenberg</b>	<b>Incumbent</b>	<b>98.72</b>

<b>Gilliam</b> Population 1,871		
Candidate	Status	Vote Percent
<b>M. Weatherford</b>	<b>Incumbent</b>	<b>94.18</b>

<b>Grant</b> Population 7,445		
<b>Primary Election</b>		
Candidate	Status	Vote Percent
<b>J. Carpenter</b>	<b>Challenger</b>	<b>57.17</b>
R. Goslin	Incumbent	42.04

<b>Harney</b>		
Population 7,422		
<b>Primary Election</b>		
Candidate	Status	Vote Percent
T. Beaubien	Open Seat	38.07
<b>J. Lucas</b>	<b>Open Seat</b>	<b>61.83</b>

<b>Hood River</b>		
Population 22,346		
Candidate	Status	Vote Percent
<b>J. Sewell</b>	<b>Incumbent</b>	<b>97.78</b>

<b>Jackson</b>		
Population 203,206		
Candidate	Status	Vote Percent
<b>B. Heckert</b>	<b>Incumbent</b>	<b>98.87</b>

<b>Jefferson</b>		
Population 21,720		
Candidate	Status	Vote Percent
<b>S. Leriche</b>	<b>Incumbent</b>	<b>95.13</b>

<b>Josephine</b>		
Population 82,713		
Candidate	Status	Vote Percent
<b>R. Mulkins</b>	<b>Open Seat</b>	<b>98.28</b>

<b>Klamath</b>		
Population 66,380		
Candidate	Status	Vote Percent
<b>R. Patridge</b>	<b>Incumbent</b>	<b>98.58</b>

<b>Lake*</b>		
Population 7,895		
<b>Primary Election</b>		
Candidate	Status	Vote Percent
<b>P. Flaherty</b>	<b>Challenger</b>	<b>35.91</b>
S. Forster	Challenger	35.15
U. Stapleton	Incumbent	28.72
<b>General Election</b>		
<b>S. Forster</b>	<b>Challenger</b>	67.26

---

\* Although S. Forster lost the primary election, she was able to run in the general election because P. Flaherty dropped out of the race before the general election.

Lane Population 351,715		
Primary Election		
Candidate	Status	Vote Percent
C. Tullos	Challenger	24.37
<b>P. Perlow</b>	<b>Incumbent</b>	<b>75.2</b>

Lincoln Population 46,034		
Candidate	Status	Vote Percent
<b>M. Branam</b>	<b>Incumbent</b>	<b>98.06</b>

Linn Population 116,672		
Candidate	Status	Vote Percent
<b>D. Marteeny</b>	<b>Incumbent</b>	<b>98.81</b>

Malheur Population 31,313		
Candidate	Status	Vote Percent
<b>E. Landis</b>	<b>Open Seat</b>	<b>99.05</b>

Marion Population 315,335		
Candidate	Status	Vote Percent
<b>W. Beglau</b>	<b>Incumbent</b>	<b>98.85</b>

Morrow Population 11,173		
Candidate	Status	Vote Percent
<b>J. Nelson</b>	<b>Incumbent</b>	<b>99.13</b>

Multnomah Population 735,334		
Candidate	Status	Vote Percent
<b>R. Underhill</b>	<b>Incumbent</b>	<b>98.18</b>

Polk Population 75,403		
Candidate	Status	Vote Percent
<b>A. Felton</b>	<b>Incumbent</b>	<b>98.89</b>

Sherman Population 1,765		
Candidate	Status	Vote Percent
<b>W. McLeod</b>	<b>Incumbent</b>	<b>98.53</b>

<b>Tillamook</b> Population 25,250		
Candidate	Status	Vote Percent
<b>B. Porter</b>	<b>Incumbent</b>	<b>95.01</b>

<b>Umatilla</b> Population 75,889		
Candidate	Status	Vote Percent
<b>D. Primus</b>	<b>Incumbent</b>	<b>98.96</b>

<b>Union</b> Population 25,748		
Candidate	Status	Vote Percent
<b>K. McDaniel</b>	<b>Incumbent</b>	<b>96.65</b>

<b>Wallowa</b> Population 7,008		
Candidate	Status	Vote Percent
<b>M. Williams</b>	<b>Incumbent</b>	<b>95.59</b>

<b>Wasco</b> Population 25,213		
Candidate	Status	Vote Percent
<b>E. Nisley</b>	<b>Incumbent</b>	<b>92.77</b>

<b>Washington</b> Population 529,710		
Candidate	Status	Vote Percent
<b>B. Hermann</b>	<b>Incumbent</b>	<b>98.91</b>

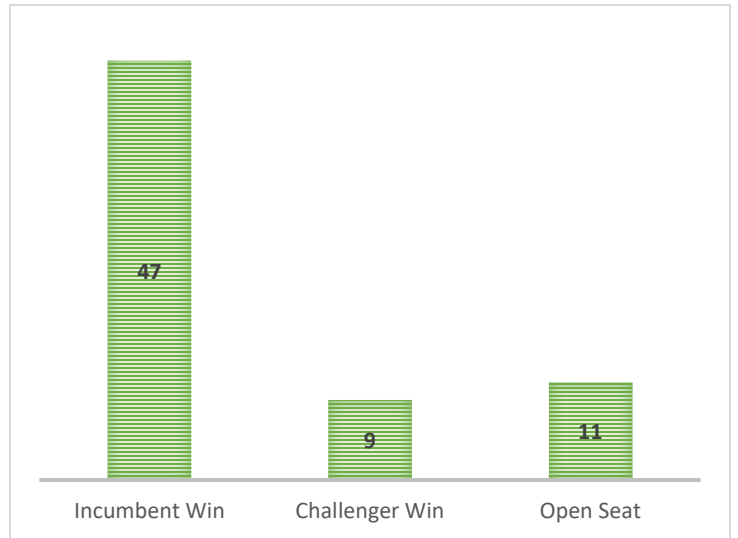
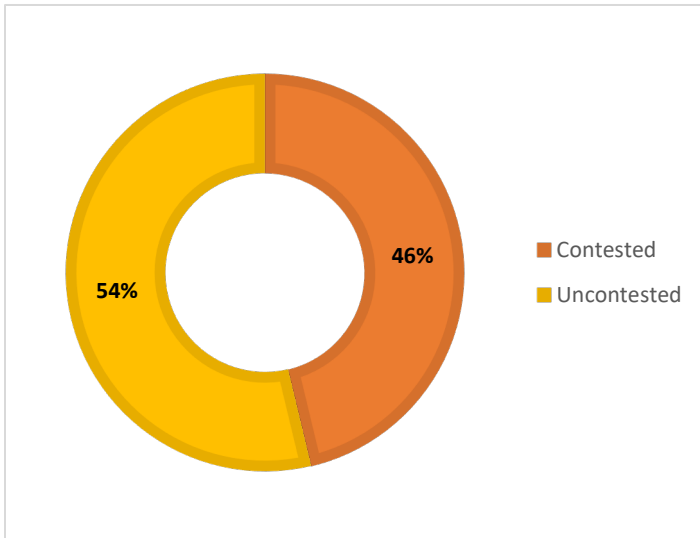
<b>Wheeler</b> Population 1,441		
<b>Primary Election</b>		
Candidate	Status	Vote Percent
<b>G. Ladd</b>	<b>Open Seat</b>	<b>51.78</b>
J. Springer	Open Seat	47.85

<b>Yamhill</b> Population 99,193		
<b>Primary Election</b>		
Candidate	Status	Vote Percent
<b>B. Berry</b>	<b>Incumbent</b>	<b>70.06</b>
A. Eagan	Challenger	29.54



## Pennsylvania

Pennsylvania elects 67 district attorneys in partisan elections. The district attorneys serve four year terms, and they preside over a single county. The data in this report comes from the elections held in 2015 and 2017.



### District Overview

Adams Population 101,407			
Candidate	Party	Status	Vote Percent
<b>B. Sinnet</b>	<b>Rep</b>	<b>Open Seat</b>	<b>99.5</b>

Allegheny Population 1,223,348			
Candidate	Party	Status	Vote Percent
<b>S. Zappala Jr.</b>	<b>Dem</b>	<b>Incumbent</b>	<b>99.1</b>

Armstrong Population 68,941			
General Election			
Candidate	Party	Status	Vote Percent
C. Calarie	Dem	Open Seat	29.7
<b>K. Charlton</b>	<b>Rep</b>	<b>Open Seat</b>	<b>70.3</b>

<b>Beaver</b>			
Population 170,539			
<b>Primary Election</b>			
Candidate	Party	Status	Vote Percent
G. Benyo Jr.	Rep	Open Seat	30.5
<b>D. Lozier</b>	<b>Rep</b>	<b>Open Seat</b>	<b>66.5</b>
D. Goodwald	Dem	Open Seat	28.2
<b>F. Martocci</b>	<b>Dem</b>	<b>Open Seat</b>	<b>38.9</b>
A. Torrence	Dem	Open Seat	32
<b>General Election</b>			
<b>D. Lozier</b>	<b>Rep</b>	<b>Open Seat</b>	<b>50.5</b>
F. Martocci	Dem	Open Seat	49.4

<b>Bedford</b>			
Population 49,762			
Candidate	Party	Status	Vote Percent
<b>W. Higgins Jr.</b>	<b>Rep</b>	<b>Incumbent</b>	<b>98.1</b>

<b>Berks</b>			
Population 411,442			
Candidate	Party	Status	Vote Percent
<b>J. Adams</b>	<b>Dem</b>	<b>Incumbent</b>	<b>99.8</b>

<b>Blair</b>			
Population 127,089			
<b>Primary Election</b>			
Candidate	Party	Status	Vote Percent
<b>R. Consiglio</b>	<b>Rep</b>	<b>Incumbent</b>	<b>65.4</b>
R. Donaldson	Rep	Challenger	34.4

<b>Bradford</b>			
Population 62,622			
<b>Primary Election</b>			
Candidate	Party	Status	Vote Percent
<b>D. Barrett</b>	<b>Rep</b>	<b>Incumbent</b>	<b>50.8</b>
C. Donald	Rep	Challenger	19.7
J. Smith	Rep	Challenger	29.5

<b>Bucks</b>			
Population 625,249			
<b>General Election</b>			
Candidate	Party	Status	Vote Percent
R. Scholer	Dem	Challenger	45.58
<b>M. Weintraub</b>	<b>Rep</b>	<b>Incumbent</b>	<b>54.41</b>

<b>Butler</b>			
Population 183,862			
Candidate	Party	Status	Vote Percent
<b>R. Goldinger</b>	<b>Rep</b>	<b>Incumbent</b>	<b>99.4</b>

<b>Cambria</b>			
Population 143,679			
<b>General Election</b>			
Candidate	Party	Status	Vote Percent
<b>K. Callihan</b>	<b>Dem</b>	<b>Incumbent</b>	<b>67.8</b>
T. Leiden	Rep	Challenger	32.1

<b>Cameron</b>			
Population 5,085			
<b>General Election</b>			
Candidate	Party	Status	Vote Percent
P. Malizia	Ind	Incumbent	49.6
<b>J. Miglicio</b>	<b>Rep</b>	<b>Challenger</b>	<b>50.4</b>

<b>Carbon</b>			
Population 65,249			
<b>General Election</b>			
Candidate	Party	Status	Vote Percent
<b>J. Engler</b>	<b>Dem</b>	<b>Incumbent</b>	<b>53.4</b>
A. Weaver	Rep	Challenger	46.5

<b>Centre</b>			
Population 153,990			
<b>Primary Election</b>			
Candidate	Party	Status	Vote Percent
<b>B. Cantorna</b>	<b>Dem</b>	<b>Challenger</b>	<b>69.4</b>
S. Parks Miller	Dem	Incumbent	30.4

<b>Chester</b>			
Population 498,886			
<b>General Election</b>			
Candidate	Party	Status	Vote Percent
<b>T. Hogan</b>	<b>Rep</b>	<b>Incumbent</b>	<b>59.9</b>
T. Purl	Dem	Challenger	40

<b>Clarion</b>			
Population 39,988			
Candidate	Party	Status	Vote Percent
<b>M. Aaron</b>	<b>NP</b>	<b>Incumbent</b>	<b>N/A*</b>

<b>Clearfield</b>			
Population 81,642			
<b>General Election</b>			
Candidate	Party	Status	Vote Percent
L. Nedza	Rep	Challenger	36.9
<b>W. Shaw Jr.</b>	<b>Dem</b>	<b>Incumbent</b>	<b>63</b>

---

\* Unable to obtain election results from county clerk.

<b>Clinton</b>			
Population 39,238			
<b>Primary Election</b>			
Candidate	Party	Status	Vote Percent
P. Ryan	Dem	Open Seat	47.64
<b>D. Strouse</b>	<b>Dem</b>	<b>Open Seat</b>	<b>52.35</b>
<b>General Election</b>			
F. Lingle	Rep	Open Seat	40.72
<b>D. Strouse</b>	<b>Dem</b>	<b>Open Seat</b>	<b>59.27</b>

<b>Columbia</b>			
Population 67,295			
Candidate	Party	Status	Vote Percent
<b>T. Leipold</b>	<b>Rep</b>	<b>Incumbent</b>	<b>99.6</b>

<b>Crawford</b>			
Population 88,765			
Candidate	Party	Status	Vote Percent
<b>F. Schultz</b>	<b>Rep</b>	<b>Incumbent</b>	<b>100</b>

<b>Cumberland</b>			
Population 235,406			
Candidate	Party	Status	Vote Percent
<b>D. Freed</b>	<b>Rep</b>	<b>Incumbent</b>	<b>98.8</b>

<b>Dauphin</b>			
Population 268,100			
Candidate	Party	Status	Vote Percent
<b>E. Marisco Jr.</b>	<b>Rep</b>	<b>Incumbent</b>	<b>99.8</b>

<b>Delaware</b>			
Population 558,979			
Candidate	Party	Status	Vote Percent
<b>J. Whelan</b>	<b>Rep</b>	<b>Incumbent</b>	<b>99.87</b>

<b>Elk</b>			
Population 31,946			
Candidate	Party	Status	Vote Percent
<b>S. McMahon</b>	<b>Dem</b>	<b>Incumbent</b>	<b>99.4</b>

<b>Erie</b>			
Population 280,566			
Candidate	Party	Status	Vote Percent
<b>J. Daneri</b>	<b>Rep</b>	<b>Incumbent</b>	<b>100</b>

<b>Fayette</b> Population 136,606			
<b>Primary Election</b>			
Candidate	Party	Status	Vote Percent
<b>R. Bower</b>	<b>Dem</b>	<b>Challenger</b>	<b>53</b>
J. Heneks	Dem	Incumbent	47

<b>Forest</b> Population 7,716			
<b>Primary Election</b>			
Candidate	Party	Status	Vote Percent
<b>B. Litten</b>	<b>Rep</b>	<b>Open Seat</b>	<b>55.6</b>
R.P. Rockwell	Rep	Open Seat	34.2

<b>Franklin</b> Population 149,618			
Candidate	Party	Status	Vote Percent
<b>M. Fogal</b>	<b>Rep</b>	<b>Incumbent</b>	<b>99</b>

<b>Fulton</b> Population 14,845			
Candidate	Party	Status	Vote Percent
<b>T. Kendall</b>	<b>Rep</b>	<b>Incumbent</b>	<b>99.5</b>

<b>Greene</b> Population 38,686			
Candidate	Party	Status	Vote Percent
<b>M. Fox</b>	<b>Dem</b>	<b>Incumbent</b>	<b>98.3</b>

<b>Huntingdon</b> Population 45,913			
Candidate	Party	Status	Vote Percent
<b>D. Smith</b>	<b>Rep</b>	<b>Incumbent</b>	<b>98.9</b>

<b>Indiana</b> Population 88,880			
Candidate	Party	Status	Vote Percent
<b>P. Dougherty</b>	<b>Dem</b>	<b>Incumbent</b>	<b>N/A</b>

<b>Jefferson</b> Population 45,200			
<b>Primary Election</b>			
Candidate	Party	Status	Vote Percent
<b>J. Burkett</b>	<b>Rep</b>	<b>Incumbent</b>	<b>76.16</b>
J. Ryan	Rep	Challenger	23.83

<b>Juniata</b> Population 24,636			
Candidate	Party	Status	Vote Percent
<b>C. Snook</b>	<b>Rep</b>	<b>Incumbent</b>	<b>98.3</b>

<b>Lackawanna</b>			
Population 214,437			
<b>Primary Election</b>			
Candidate	Party	Status	Vote Percent
S. Scanlon	Rep	Incumbent	38.8
<b>E. Talerico Jr.</b>	<b>Rep</b>	<b>Challenger</b>	<b>60.4</b>
<b>General Election</b>			
<b>M. Powell</b>	<b>Dem</b>	<b>Challenger</b>	<b>51.5</b>
E. Talerico Jr.	Rep	Challenger	48.4

<b>Lancaster</b>			
Population 519,445			
Candidate	Party	Status	Vote Percent
<b>C. Stedman</b>	<b>Rep</b>	<b>Incumbent</b>	<b>99.5</b>

<b>Lawrence</b>			
Population 91,108			
Candidate	Party	Status	Vote Percent
<b>J. Lamancusa</b>	<b>Dem</b>	<b>Incumbent</b>	<b>99.4</b>

<b>Lebanon</b>			
Population 133,568			
Candidate	Party	Status	Vote Percent
<b>D. Arnold Jr.</b>	<b>Rep</b>	<b>Incumbent</b>	<b>98.9</b>

<b>Lehigh</b>			
Population 349,497			
Candidate	Party	Status	Vote Percent
<b>J. Martin</b>	<b>Rep</b>	<b>Incumbent</b>	<b>100</b>

<b>Luzerne</b>			
Population 320,918			
<b>General Election</b>			
Candidate	Party	Status	Vote Percent
V. DeLuca	Dem	Challenger	36.7
<b>S. Salavantis</b>	<b>Rep</b>	<b>Incumbent</b>	<b>63.2</b>

<b>Lycoming</b>			
Population 116,111			
<b>General Election</b>			
Candidate	Party	Status	Vote Percent
M. Kilgus	Dem	Challenger	24.4
<b>E. Linhardt</b>	<b>Rep</b>	<b>Incumbent</b>	<b>55.3</b>
P. Petcavage	Ind	Challenger	20.2

<b>McKean</b>			
Population 43,450			
<b>Primary Election</b>			
Candidate	Party	Status	Vote Percent
R. Learn	Rep	Incumbent	47.76
<b>S. Vettenburg-Shaffer</b>	<b>Rep</b>	<b>Challenger</b>	<b>52.23</b>

<b>Mercer</b>			
Population 116,638			
<b>General Election</b>			
Candidate	Party	Status	Vote Percent
<b>M. Karson Jr.</b>	<b>Rep</b>	<b>Challenger</b>	<b>62.2</b>
R. Kochems	Dem	Incumbent	37.7

<b>Mifflin</b>			
Population 46,682			
<b>Primary Election</b>			
Candidate	Party	Status	Vote Percent
J. Davis	Rep	Open Seat	11.8
M. Remy	Rep	Open Seat	13.2
N. Schrum	Rep	Open Seat	28
<b>C. Torquato</b>	<b>Rep</b>	<b>Open Seat</b>	<b>47</b>

<b>Monroe</b>			
Population 169,842			
Candidate	Party	Status	Vote Percent
<b>D. Christine</b>	<b>Rep</b>	<b>Incumbent</b>	<b>100</b>

<b>Montgomery</b>			
Population 799,874			
<b>General Election</b>			
Candidate	Party	Status	Vote Percent
B. Castor Jr.	Rep	Open Seat	44.7
<b>K. Steele</b>	<b>Dem</b>	<b>Open Seat</b>	<b>55.3</b>

<b>Montour</b>			
Population 18,267			
Candidate	Party	Status	Vote Percent
<b>A. Mattis</b>	<b>Rep</b>	<b>Open Seat</b>	<b>99.1</b>

<b>Northampton</b>			
Population 297,735			
Candidate	Party	Status	Vote Percent
<b>J. Morganelli</b>	<b>Dem</b>	<b>Incumbent</b>	<b>99.8</b>

<b>Northumberland</b> Population 94,528			
<b>General Election</b>			
Candidate	Party	Status	Vote Percent
<b>A. Matulewicz*</b>	<b>Rep</b>	<b>Challenger</b>	<b>57.5</b>
A. Targonski	Dem	Incumbent	42.5

<b>Perry</b> Population 45,969			
<b>Primary Election</b>			
Candidate	Party	Status	Vote Percent
<b>A. Bender</b>	<b>Rep</b>	<b>Challenger</b>	<b>59.5</b>
C. Chenot III	Rep	Incumbent	30.3
B. Wevodau	Rep	Challenger	10.2

<b>Philadelphia</b> Population 1,526,006			
<b>Primary Election</b>			
Candidate	Party	Status	Vote Percent
T. Deni	Dem	Open Seat	1.5
T. El Shabazz	Dem	Open Seat	11.6
J. Khan	Dem	Open Seat	20.3
<b>L. Krasner</b>	<b>Dem</b>	<b>Open Seat</b>	<b>38.2</b>
R. Negrin	Dem	Open Seat	14.2
J. O'Neill	Dem	Open Seat	6
M. Untermeyer	Dem	Open Seat	8.2
<b>General Election</b>			
<b>L. Krasner</b>	<b>Dem</b>	<b>Open Seat</b>	<b>74.7</b>
B. Grossman	Rep	Open Seat	25.3

<b>Pike</b> Population 57,369			
<b>General Election</b>			
Candidate	Party	Status	Vote Percent
K. Gaughan	Rep	Challenger	48.1
<b>R. Tonkin†</b>	<b>Dem</b>	<b>Incumbent</b>	<b>51.9</b>

<b>Potter</b> Population 17,457			
Candidate	Party	Status	Vote Percent
<b>A. Watson</b>	<b>Rep</b>	<b>Incumbent</b>	<b>97.8</b>

---

\* Challenger A. Matulewicz ran in the Democratic primary and lost, and then ran as a Republican in the general election and won.

† Incumbent Tonkin ran in the Republican primary and lost, then ran in the general election as a Democrat.



<b>Schuylkill</b>			
Population 148,289			
<b>General Election</b>			
Candidate	Party	Status	Vote Percent
C. Holman	Rep	Incumbent	45.3
<b>M. O'Pake</b>	<b>Dem</b>	<b>Challenger</b>	<b>54.6</b>

<b>Snyder</b>			
Population 39,702			
Candidate	Party	Status	Vote Percent
<b>M. Piecuch</b>	<b>Rep</b>	<b>Incumbent</b>	<b>99.5</b>

<b>Somerset</b>			
Population 77,742			
Candidate	Party	Status	Vote Percent
<b>L. Strasiser</b>	<b>Dem</b>	<b>Incumbent</b>	<b>99</b>

<b>Sullivan</b>			
Population 6,428			
Candidate	Party	Status	Vote Percent
<b>L. Simpson</b>	<b>Rep</b>	<b>Incumbent</b>	<b>100</b>

<b>Susquehanna</b>			
Population 43,356			
<b>Primary Election</b>			
Candidate	Party	Status	Vote Percent
P. Daly	Rep	Open Seat	11
<b>R. Klein</b>	<b>Rep</b>	<b>Open Seat</b>	<b>44.9</b>
M. O'Malley	Rep	Open Seat	44.1

<b>Tioga</b>			
Population 41,981			
<b>Primary Election</b>			
Candidate	Party	Status	Vote Percent
<b>K. Deats</b>	<b>Rep</b>	<b>Incumbent</b>	<b>44.5</b>
M. Morris	Rep	Challenger	25.6
T. Walrath Jr.	Rep	Challenger	29.8

<b>Union</b>			
Population 44,947			
Candidate	Party	Status	Vote Percent
<b>D.P. Johnson</b>	<b>Rep</b>	<b>Incumbent</b>	<b>100</b>

<b>Venango</b>			
Population 54,984			
Candidate	Party	Status	Vote Percent
<b>S. White</b>	<b>Rep</b>	<b>Incumbent</b>	<b>99</b>

<b>Warren</b> Population 41,815			
Candidate	Party	Status	Vote Percent
<b>R. Greene</b>	<b>Rep</b>	<b>Incumbent</b>	<b>N/A*</b>

<b>Washington</b> Population 207,820			
<b>General Election</b>			
Candidate	Party	Status	Vote Percent
P. Marcoline	Dem	Challenger	38.2
<b>E. Vittone</b>	<b>Rep</b>	<b>Incumbent</b>	<b>61.7</b>

<b>Wayne</b> Population 52,822			
Candidate	Party	Status	Vote Percent
<b>J. Edwards</b>	<b>Rep</b>	<b>Incumbent</b>	<b>87</b>

<b>Westmoreland</b> Population 365,169			
Candidate	Party	Status	Vote Percent
<b>J. Peck</b>	<b>Dem</b>	<b>Incumbent</b>	<b>100</b>

<b>Wyoming</b> Population 28,276			
Candidate	Party	Status	Vote Percent
<b>J. Mitchell</b>	<b>Dem</b>	<b>Incumbent</b>	<b>99</b>

<b>York</b> Population 434,972			
<b>Primary Election</b>			
Candidate	Party	Status	Vote Percent
J. Eshbach	Rep	Open Seat	48.2
<b>D. Sunday</b>	<b>Rep</b>	<b>Open Seat</b>	<b>51.7</b>

---

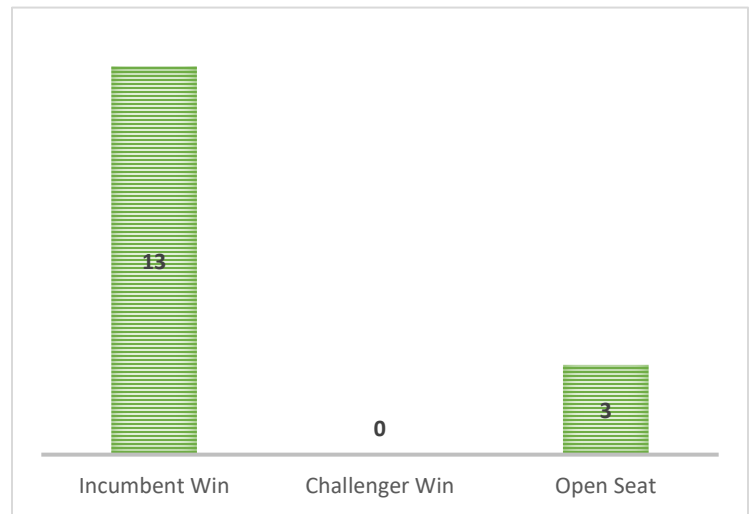
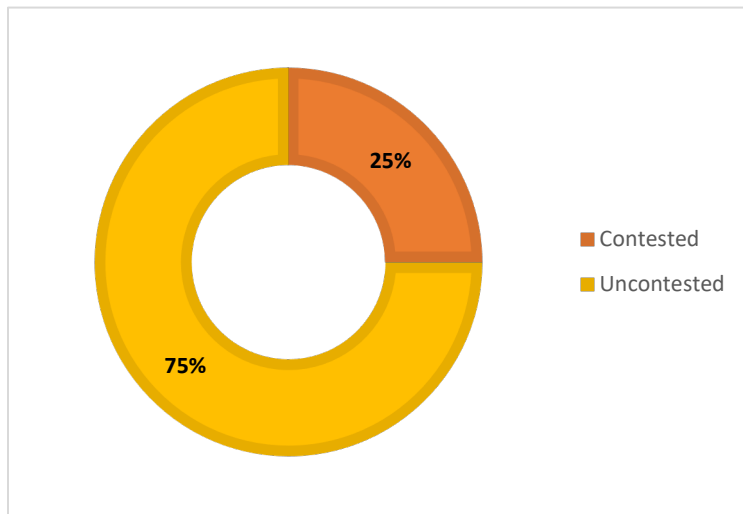
\* Unable to obtain election results from county clerk.

## Rhode Island

The state of Rhode Island does not select local prosecutors. All criminal cases are handled by the state Attorney General, who is elected.

## South Carolina

South Carolina elects 16 solicitors in partisan elections. The solicitors serve four year terms, and they preside over multi-county districts. South Carolina does not require unopposed candidates to appear on the ballot in the primary election. The data in this report comes from elections held in 2014 and 2016.



### District Overview

District 1			
Population 244,231			
Candidate	Party	Status	Vote Percent
D. Pascoe	Dem	Incumbent	98.81

District 2			
Population 198,707			
Candidate	Party	Status	Vote Percent
J. Thurmond Jr.	Rep	Incumbent	99.04

District 3			
Population 196,070			
Candidate	Party	Status	Vote Percent
E. Finney III	Dem	Incumbent	99.1

District 4			
Population 176,410			
Candidate	Party	Status	Vote Percent
W. Rogers Jr.	Dem	Incumbent	99.36

<b>District 5</b> Population 446,201			
Candidate	Party	Status	Vote Percent
<b>D. Johnson</b>	<b>Dem</b>	<b>Incumbent</b>	<b>98.97</b>

<b>District 6</b> Population 133,748			
<b>Primary Election</b>			
Candidate	Party	Status	Vote Percent
<b>R. Newman Jr.</b>	<b>Rep</b>	<b>Open Seat</b>	<b>55.03</b>
T. Holland Sr.	Rep	Open Seat	44.97
<b>General Election</b>			
W. Frick	Dem	Open Seat	47.78
<b>R. Newman Jr.</b>	<b>Rep</b>	<b>Open Seat</b>	<b>52.17</b>

<b>District 7</b> Population 339,649			
Candidate	Party	Status	Vote Percent
<b>B. Barnette</b>	<b>Rep</b>	<b>Incumbent</b>	<b>99.33</b>

<b>District 8</b> Population 199,123			
Candidate	Party	Status	Vote Percent
<b>D. Stumbo</b>	<b>Rep</b>	<b>Incumbent</b>	<b>99.22</b>

<b>District 9</b> Population 528,052			
Candidate	Party	Status	Vote Percent
<b>S. Wilson</b>	<b>Rep</b>	<b>Incumbent</b>	<b>98.82</b>

<b>District 10</b> Population 261,399			
<b>Primary Election</b>			
Candidate	Party	Status	Vote Percent
<b>D. Wagner Jr.</b>	<b>Rep</b>	<b>Open Seat</b>	<b>49.84</b>
W. Burr	Rep	Open Seat	17.55
R. Campbell	Rep	Open Seat	32.87

<b>District 11</b> Population 319,484			
<b>Primary Election</b>			
Candidate	Party	Status	Vote Percent
<b>R. Hubbard III</b>	<b>Rep</b>	<b>Open Seat</b>	<b>49.84</b>
C. Lively	Rep	Open Seat	31.54
L. Wedekind	Rep	Open Seat	18.61

<b>District 12</b> Population 169,947			
Candidate	Party	Status	Vote Percent
<b>E. Clements III</b>	<b>Dem</b>	<b>Incumbent</b>	<b>98.94</b>

<b>District 13</b>			
Population 570,449			
Candidate	Party	Status	Vote Percent
<b>W. Wilkins</b>	<b>Rep</b>	<b>Incumbent</b>	<b>99.16</b>

<b>District 14</b>			
Population 257,411			
<b>Primary Election</b>			
Candidate	Party	Status	Vote Percent
<b>D. Stone III</b>	<b>Rep</b>	<b>Incumbent</b>	<b>68.92</b>
A. McCall-Tanner	Rep	Challenger	31.08

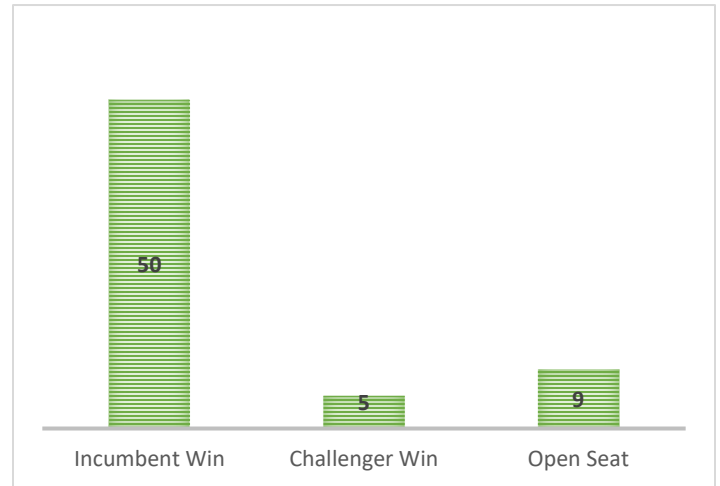
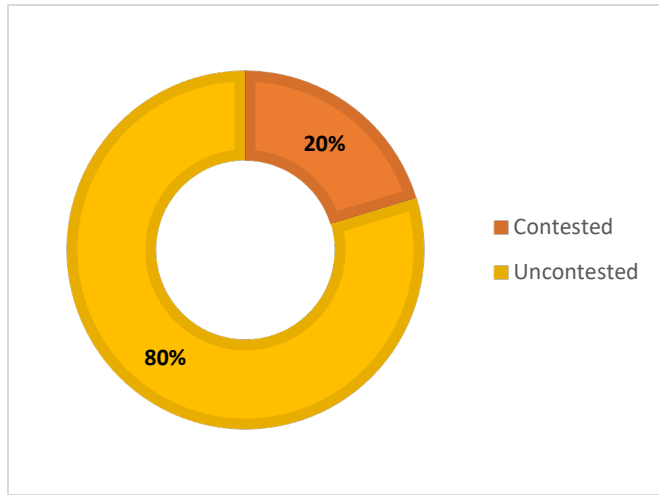
<b>District 15</b>			
Population 329,449			
Candidate	Party	Status	Vote Percent
<b>J. Richardson</b>	<b>Rep</b>	<b>Incumbent</b>	<b>99.44</b>

<b>District 16</b>			
Population 255,034			
Candidate	Party	Status	Vote Percent
<b>K. Brackett</b>	<b>Rep</b>	<b>Incumbent</b>	<b>99.09</b>

<b>District</b>	<b>Counties</b>
<b>1</b>	Calhoun, Orangeburg, Dorchester
<b>2</b>	Aiken, Barnwell, Bamberg
<b>3</b>	Lee, Sumter, Clarendon, Williamsburg
<b>4</b>	Dillon, Chesterfield, Darlington, Marlboro
<b>5</b>	Kershaw, Richland
<b>6</b>	Chester, Fairfield, Lancaster
<b>7</b>	Cherokee, Spartanburg
<b>8</b>	Abbeville, Newberry, Laurens, Greenwood
<b>9</b>	Berkeley, Charleston
<b>10</b>	Oconee, Anderson
<b>11</b>	McCormick, Edgefield, Lexington, Saluda
<b>12</b>	Florence, Marion
<b>13</b>	Pickens, Greenville
<b>14</b>	Allendale, Colleton, Hampton, Beaufort, Jasper
<b>15</b>	Georgetown, Horry
<b>16</b>	York, Union

## South Dakota

South Dakota elects 64 state's attorneys in partisan elections. The state's attorneys serve four year terms, and they preside over a single county. South Dakota does not require unopposed candidates to appear on the ballot in either the primary or the general election. The data in this report comes from the 2016 election. In the 2016 election, Hamlin County did not have a single candidate run for prosecuting attorney.



### District Overview

Aurora			
Population 2,710			
Candidate	Party	Status	Vote Percent
J. Steele	Dem	Incumbent	N/A

Beadle			
Population 17,398			
Candidate	Party	Status	Vote Percent
M. Moore	Dem	Incumbent	N/A

Bennett			
Population 3,431			
Primary Election			
Candidate	Party	Status	Vote Percent
K. Orrock	Rep	Incumbent	25.4
S. Harris	Rep	Challenger	74.59
B. Long	Dem	Challenger	57.14
S. MacNally	Dem	Challenger	42.85
General Election			
S. Harris	Rep	Challenger	63
B. Long	Dem	Challenger	37

<b>Bon Homme</b> Population 7,070			
<b>General Election</b>			
Candidate	Party	Status	Vote Percent
P. Boschma	Ind	Challenger	20
<b>L. Rothschadl</b>	<b>Rep</b>	<b>Incumbent</b>	<b>80</b>

<b>Brookings</b> Population 31,965			
<b>General Election</b>			
Candidate	Party	Status	Vote Percent
<b>A. Howard</b>	<b>Dem</b>	<b>Open Seat</b>	<b>54</b>
D. Nelson	Rep	Open Seat	46

<b>Brown</b> Population 36,531			
Candidate	Party	Status	Vote Percent
<b>C. White</b>	<b>Rep</b>	<b>Open Seat</b>	<b>N/A</b>

<b>Brule</b> Population 5,255			
<b>General Election</b>			
Candidate	Party	Status	Vote Percent
<b>D. Natvig</b>	<b>Rep</b>	<b>Challenger</b>	<b>56</b>
T. Rossow	Ind	Incumbent	44

<b>Buffalo</b> Population 1,912			
Candidate	Party	Status	Vote Percent
<b>D. Larson</b>	<b>Dem</b>	<b>Open Seat</b>	<b>N/A</b>

<b>Butte</b> Population 10,110			
Candidate	Party	Status	Vote Percent
<b>C. Wendt</b>	<b>Rep</b>	<b>Incumbent</b>	<b>N/A</b>

<b>Campbell</b> Population 1,466			
Candidate	Party	Status	Vote Percent
<b>M. Kroontje</b>	<b>Rep</b>	<b>Incumbent</b>	<b>N/A</b>

<b>Charles Mix</b> Population 9,129			
<b>General Election</b>			
Candidate	Party	Status	Vote Percent
<b>S. Cotton</b>	<b>Rep</b>	<b>Open Seat</b>	<b>69</b>
S. Podhradsky	Dem	Open Seat	31



<b>Clark</b> Population 3,691			
Candidate	Party	Status	Vote Percent
<b>C. Fjelland</b>	<b>Rep</b>	<b>Incumbent</b>	<b>N/A</b>

<b>Clay</b> Population 13,864			
<b>General Election</b>			
Candidate	Party	Status	Vote Percent
T. Gertsma	Dem	Incumbent	46.78
<b>A. Tracy</b>	<b>Rep</b>	<b>Challenger</b>	<b>53.22</b>

<b>Codington</b> Population 27,227			
Candidate	Party	Status	Vote Percent
<b>P. McCann</b>	<b>Dem</b>	<b>Incumbent</b>	<b>N/A</b>

<b>Corson</b> Population 4,050			
Candidate	Party	Status	Vote Percent
<b>E. Bogue</b>	<b>Ind</b>	<b>Incumbent</b>	<b>N/A</b>

<b>Custer</b> Population 8,216			
Candidate	Party	Status	Vote Percent
<b>T. Kelley</b>	<b>Rep</b>	<b>Incumbent</b>	<b>N/A</b>

<b>Davison</b> Population 19,504			
Candidate	Party	Status	Vote Percent
<b>J. Miskimins</b>	<b>Rep</b>	<b>Incumbent</b>	<b>N/A</b>

<b>Day</b> Population 5,710			
Candidate	Party	Status	Vote Percent
<b>D. Smeins</b>	<b>Dem</b>	<b>Incumbent</b>	<b>N/A</b>

<b>Deuel</b> Population 4,364			
Candidate	Party	Status	Vote Percent
<b>J. Knight</b>	<b>Dem</b>	<b>Incumbent</b>	<b>N/A</b>

<b>Dewey</b> Population 5,301			
Candidate	Party	Status	Vote Percent
<b>S. Aberle</b>	<b>Dem</b>	<b>Incumbent</b>	<b>N/A</b>

<b>Douglas</b> Population 3,002			
Candidate	Party	Status	Vote Percent
<b>C. Parkhurst</b>	<b>Rep</b>	<b>Incumbent</b>	<b>N/A</b>

<b>Edmunds</b> Population 4,071			
<b>Primary Election</b>			
Candidate	Party	Status	Vote Percent
<b>V. Beck</b>	<b>Rep</b>	<b>Incumbent</b>	<b>59.94</b>
S. Larson	Rep	Challenger	40

<b>Fall River</b> Population 7,094			
<b>General Election</b>			
Candidate	Party	Status	Vote Percent
P. Ginsbach	Dem	Challenger	41
<b>J. Sword</b>	<b>Rep</b>	<b>Incumbent</b>	<b>59</b>

<b>Faulk</b> Population 2,364			
Candidate	Party	Status	Vote Percent
<b>T. Bormann</b>	<b>Rep</b>	<b>Incumbent</b>	<b>N/A</b>

<b>Grant</b> Population 7,356			
Candidate	Party	Status	Vote Percent
<b>M. Reedstrom</b>	<b>Rep</b>	<b>Incumbent</b>	<b>N/A</b>

<b>Gregory</b> Population 4,271			
Candidate	Party	Status	Vote Percent
<b>A. Bartling</b>	<b>Rep</b>	<b>Open Seat</b>	<b>N/A</b>

<b>Haakon</b> Population 1,937			
Candidate	Party	Status	Vote Percent
<b>B. Kjerstad McKnight</b>	<b>Rep</b>	<b>Incumbent</b>	<b>N/A</b>

<b>Hamlin*</b> Population 5,903			
Candidate	Party	Status	Vote Percent
<b>N/A</b>	<b>N/A</b>	<b>Open</b>	<b>N/A</b>

---

\* No candidate ran for local prosecutor, as a result J. Delzer was appointed to the office.

<b>Hand</b>			
Population 3,431			
Candidate	Party	Status	Vote Percent
<b>E. Anson</b>	<b>Rep</b>	<b>Incumbent</b>	<b>N/A</b>

<b>Hanson</b>			
Population 3,331			
Candidate	Party	Status	Vote Percent
<b>J. Davies</b>	<b>Dem</b>	<b>Incumbent</b>	<b>N/A</b>

<b>Harding</b>			
Population 1,255			
Candidate	Party	Status	Vote Percent
<b>D. Ginsbach</b>	<b>Rep</b>	<b>Open Seat</b>	<b>N/A</b>

<b>Hughes</b>			
Population 17,022			
Candidate	Party	Status	Vote Percent
<b>W. Kloeppner</b>	<b>Rep</b>	<b>Incumbent</b>	<b>N/A</b>

<b>Hutchinson</b>			
Population 7,343			
Candidate	Party	Status	Vote Percent
<b>G. Roth</b>	<b>Rep</b>	<b>Incumbent</b>	<b>N/A</b>

<b>Hyde</b>			
Population 1,420			
Candidate	Party	Status	Vote Percent
<b>M. Voorhees</b>	<b>Ind</b>	<b>Incumbent</b>	<b>N/A</b>

<b>Jackson</b>			
Population 3,031			
Candidate	Party	Status	Vote Percent
<b>D. Van Gorp</b>	<b>Rep</b>	<b>Incumbent</b>	<b>N/A</b>

<b>Jerauld</b>			
Population 2,071			
<b>General Election</b>			
Candidate	Party	Status	Vote Percent
C. Bridgman	Ind	Incumbent	34
<b>D. Koch</b>	<b>Rep</b>	<b>Challenger</b>	<b>66</b>

<b>Jones</b>			
Population 1,006			
Candidate	Party	Status	Vote Percent
<b>A. Fuoss</b>	<b>Rep</b>	<b>Incumbent</b>	<b>N/A</b>

<b>Kingsbury</b>			
Population 5,148			
<b>General Election</b>			
Candidate	Party	Status	Vote Percent
<b>G. Gass</b>	<b>Ind</b>	<b>Incumbent</b>	<b>61</b>
G. Schumacher	Rep	Challenger	39

<b>Lake</b>			
Population 11,200			
Candidate	Party	Status	Vote Percent
<b>M. de Castro</b>	<b>Rep</b>	<b>Incumbent</b>	<b>N/A</b>

<b>Lawrence</b>			
Population 24,097			
<b>General Election</b>			
Candidate	Party	Status	Vote Percent
<b>J. Fitzgerald</b>	<b>Rep</b>	<b>Incumbent</b>	<b>64</b>
J. Olson	Ind	Challenger	36

<b>Lincoln</b>			
Population 44,828			
Candidate	Party	Status	Vote Percent
<b>T. Wollman</b>	<b>Rep</b>	<b>Incumbent</b>	<b>N/A</b>

<b>Lyman</b>			
Population 3,755			
Candidate	Party	Status	Vote Percent
<b>S. Smith</b>	<b>Ind</b>	<b>Open Seat</b>	<b>N/A</b>

<b>Marshall</b>			
Population 4,656			
<b>General Election</b>			
Candidate	Party	Status	Vote Percent
<b>D. Frohling</b>	<b>Rep</b>	<b>Challenger</b>	<b>69</b>
C. Locken	Ind	Incumbent	31

<b>McCook</b>			
Population 5,618			
Candidate	Party	Status	Vote Percent
<b>M. Fink</b>	<b>Rep</b>	<b>Incumbent</b>	<b>N/A</b>

<b>McPherson</b>			
Population 2,459			
Candidate	Party	Status	Vote Percent
<b>D. Kallenberger</b>	<b>Rep</b>	<b>Incumbent</b>	<b>N/A</b>

<b>Meade</b> Population 25,434			
Candidate	Party	Status	Vote Percent
<b>K. Krull</b>	<b>Rep</b>	<b>Incumbent</b>	<b>N/A</b>

<b>Mellette</b> Population 2,048			
Candidate	Party	Status	Vote Percent
<b>Z. Pahlke</b>	<b>Rep</b>	<b>Incumbent</b>	<b>N/A</b>

<b>Miner</b> Population 2,389			
Candidate	Party	Status	Vote Percent
<b>G. Protsch</b>	<b>Dem</b>	<b>Incumbent</b>	<b>N/A</b>

<b>Minnehaha</b> Population 169,468			
Candidate	Party	Status	Vote Percent
<b>A. McGowan</b>	<b>Dem</b>	<b>Incumbent</b>	<b>N/A</b>

<b>Moody</b> Population 6,486			
Candidate	Party	Status	Vote Percent
<b>P. Lewis</b>	<b>Rep</b>	<b>Incumbent</b>	<b>N/A</b>

<b>Pennington</b> Population 100,948			
Candidate	Party	Status	Vote Percent
<b>M. Vargo</b>	<b>Rep</b>	<b>Incumbent</b>	<b>N/A</b>

<b>Perkins</b> Population 2,982			
Candidate	Party	Status	Vote Percent
<b>S. Penfield</b>	<b>Rep</b>	<b>Incumbent</b>	<b>N/A</b>

<b>Potter</b> Population 2,329			
<b>Primary Election</b>			
Candidate	Party	Status	Vote Percent
M. Larson	Rep	Challenger	47.07
<b>C. Smith</b>	<b>Rep</b>	<b>Incumbent</b>	<b>52.93</b>

<b>Roberts</b> Population 10,149			
Candidate	Party	Status	Vote Percent
<b>K. Nikolas</b>	<b>Dem</b>	<b>Open Seat</b>	<b>N/A</b>

Sanborn Population 2,355			
Candidate	Party	Status	Vote Percent
<b>J. Larson</b>	<b>Rep</b>	<b>Incumbent</b>	<b>N/A</b>

Spink Population 6,415			
Candidate	Party	Status	Vote Percent
<b>V. Fischbach</b>	<b>Dem</b>	<b>Incumbent</b>	<b>N/A</b>

Stanley Population 2,966			
Candidate	Party	Status	Vote Percent
<b>T. Maher</b>	<b>Rep</b>	<b>Incumbent</b>	<b>N/A</b>

Sully Population 1,373			
Candidate	Party	Status	Vote Percent
<b>E. Sovell</b>	<b>Rep</b>	<b>Incumbent</b>	<b>N/A</b>

Tripp Population 5,644			
Candidate	Party	Status	Vote Percent
<b>A. Pahlke</b>	<b>Rep</b>	<b>Incumbent</b>	<b>N/A</b>

Turner Population 8,347			
Candidate	Party	Status	Vote Percent
<b>K. Hoffman</b>	<b>Rep</b>	<b>Incumbent</b>	<b>N/A</b>

Union Population 14,399			
Candidate	Party	Status	Vote Percent
<b>J. Miller</b>	<b>Rep</b>	<b>Incumbent</b>	<b>N/A</b>

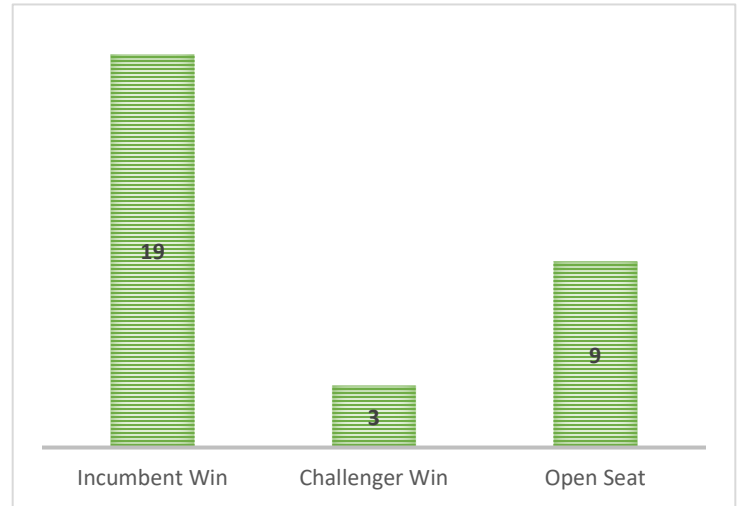
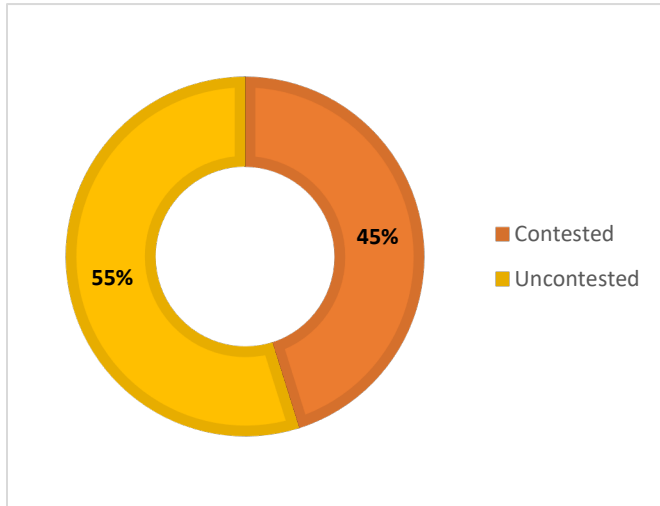
Walworth Population 5,438			
Candidate	Party	Status	Vote Percent
<b>J. Hare</b>	<b>Rep</b>	<b>Incumbent</b>	<b>N/A</b>

Yankton Population 22,438			
Candidate	Party	Status	Vote Percent
<b>R. Kilmisch</b>	<b>Rep</b>	<b>Incumbent</b>	<b>N/A</b>

Ziebach Population 2,801			
Candidate	Party	Status	Vote Percent
<b>C. Laurenz-Bogue</b>	<b>Rep</b>	<b>Incumbent</b>	<b>N/A</b>

# Tennessee

Tennessee elects 31 district attorneys general in partisan elections. The district attorneys general serve eight year terms, and they preside over multi-county districts. The data in this report comes from the 2014 election.



## District Overview

District 1			
Population 216,960			
Primary Election			
Candidate	Party	Status	Vote Percent
<b>T. Clark</b>	<b>Rep</b>	<b>Incumbent</b>	<b>54.4</b>
J. Cochran	Rep	Challenger	45.4
General Election			
<b>T. Clark</b>	<b>Rep</b>	<b>Incumbent</b>	<b>65.6</b>
D. Smith	Ind	Challenger	34.4

District 2			
Population 156,823			
Candidate	Party	Status	Vote Percent
<b>B. Staubus</b>	<b>Rep</b>	<b>Incumbent</b>	<b>100</b>

District 3			
Population 195,027			
Primary Election			
Candidate	Party	Status	Vote Percent
<b>D. Armstrong</b>	<b>Rep</b>	<b>Open Seat</b>	<b>65.8</b>
E. Kershaw	Rep	Open Seat	34.2
General Election			
<b>D. Armstrong</b>	<b>Rep</b>	<b>Open Seat</b>	<b>65</b>
C. Mills	Dem	Open Seat	35.3

District 4			
Population 199,615			
Candidate	Party	Status	Vote Percent
<b>J. Dunn</b>	<b>Rep</b>	<b>Incumbent</b>	<b>100</b>

District 5			
Population 123,010			
Candidate	Party	Status	Vote Percent
<b>M. Flynn</b>	<b>Rep</b>	<b>Incumbent</b>	<b>100</b>

District 6			
Population 432,226			
Candidate	Party	Status	Vote Percent
<b>C. Knight</b>	<b>Rep</b>	<b>Open Seat</b>	<b>100</b>

District 7			
Population 75,129			
Candidate	Party	Status	Vote Percent
<b>D. Clark</b>	<b>Dem</b>	<b>Incumbent</b>	<b>100</b>

District 8			
Population 132,225			
General Election			
Candidate	Party	Status	Vote Percent
<b>J. Effler</b>	<b>Ind</b>	<b>Challenger</b>	<b>58.4</b>
L. Phillips-Jones	Ind	Incumbent	41.6

District 9			
Population 136,477			
Candidate	Party	Status	Vote Percent
<b>R. Johnson</b>	<b>Ind</b>	<b>Incumbent</b>	<b>100</b>

District 10			
Population 212,573			
Primary Election			
Candidate	Party	Status	Vote Percent
<b>S. Crump</b>	<b>Rep</b>	<b>Incumbent</b>	<b>73.5</b>
S. Hatchett	Rep	Challenger	26.5

District 11			
Population 336,463			
Candidate	Party	Status	Vote Percent
<b>N. Pinkston</b>	<b>Rep</b>	<b>Open Seat</b>	<b>100</b>

District 12			
Population 141,789			
Candidate	Party	Status	Vote Percent
<b>M. Taylor</b>	<b>Dem</b>	<b>Incumbent</b>	<b>100</b>



<b>District 13</b>			
Population 207,959			
<b>Primary Election</b>			
Candidate	Party	Status	Vote Percent
<b>B. Dunaway</b>	<b>Rep</b>	<b>Open Seat</b>	<b>53</b>
S. Fry	Rep	Open Seat	47
<b>General Election</b>			
<b>B. Dunaway</b>	<b>Rep</b>	<b>Open Seat</b>	<b>63.7</b>
T. Craighead	Dem	Open Seat	36.2

<b>District 14</b>			
Population 52,796			
<b>General Election</b>			
Candidate	Party	Status	Vote Percent
<b>C. Northcott</b>	<b>Rep</b>	<b>Challenger</b>	<b>54.1</b>
M. Layne	Dem	Incumbent	45.9

<b>District 15</b>			
Population 174,915			
Candidate	Party	Status	Vote Percent
<b>T. Thompson Jr.</b>	<b>Ind</b>	<b>Incumbent</b>	<b>100</b>

<b>District 16</b>			
Population 276,405			
<b>Primary Election</b>			
Candidate	Party	Status	Vote Percent
<b>J. Jones</b>	<b>Rep</b>	<b>Open Seat</b>	<b>62.4</b>
C. Ward	Rep	Open Seat	37.6

<b>District 17</b>			
Population 115,398			
Candidate	Party	Status	Vote Percent
<b>R. Carter</b>	<b>Ind</b>	<b>Incumbent</b>	<b>100</b>

<b>District 18</b>			
Population 160,645			
Candidate	Party	Status	Vote Percent
<b>R. Whitley</b>	<b>Rep</b>	<b>Incumbent</b>	<b>100</b>

<b>District 19</b>			
Population 238,614			
<b>General Election</b>			
Candidate	Party	Status	Vote Percent
<b>J. Carney Jr.</b>	<b>Ind</b>	<b>Incumbent</b>	<b>52.8</b>
J. Wallace	Ind	Challenger	47.2

<b>District 20</b>			
Population 626,681			
<b>Primary Election</b>			
Candidate	Party	Status	Vote Percent
<b>G. Funk</b>	<b>Dem</b>	<b>Open Seat</b>	<b>42.7</b>
D. Lance	Dem	Open Seat	23.3
R. McGuire	Dem	Open Seat	33

<b>District 21</b>			
Population 227,948			
Candidate	Party	Status	Vote Percent
<b>K. Helper</b>	<b>Rep</b>	<b>Incumbent</b>	<b>100</b>

<b>District 22</b>			
Population 169,331			
<b>General Election</b>			
Candidate	Party	Status	Vote Percent
<b>B. Cooper</b>	<b>Rep</b>	<b>Open Seat</b>	<b>50.9</b>
C. Molder	Ind	Open Seat	49.1

<b>District 23</b>			
Population 129,059			
Candidate	Party	Status	Vote Percent
<b>R. Crouch Jr.</b>	<b>Ind</b>	<b>Open Seat</b>	<b>100</b>

<b>District 24</b>			
Population 115,124			
<b>General Election</b>			
Candidate	Party	Status	Vote Percent
<b>M. Stowe</b>	<b>Rep</b>	<b>Challenger</b>	<b>57.9</b>
H. McCadams	Dem	Incumbent	42.1

<b>District 25</b>			
Population 180,637			
<b>General Election</b>			
Candidate	Party	Status	Vote Percent
<b>M. Dunavant</b>	<b>Ind</b>	<b>Incumbent</b>	<b>66.1</b>
D.J. Norton	Ind	Challenger	33.9

<b>District 26</b>			
Population 143,194			
Candidate	Party	Status	Vote Percent
<b>J. Woodall</b>	<b>Ind</b>	<b>Incumbent</b>	<b>100</b>

<b>District 27</b>			
Population 66,828			
Candidate	Party	Status	Vote Percent
<b>T. Thomas</b>	<b>Dem</b>	<b>Incumbent</b>	<b>100</b>

District 28			
Population 83,056			
Candidate	Party	Status	Vote Percent
<b>G. Brown</b>	<b>Ind</b>	<b>Incumbent</b>	<b>100</b>

District 29			
Population 46,167			
Candidate	Party	Status	Vote Percent
<b>P. Bivens</b>	<b>Ind</b>	<b>Incumbent</b>	<b>100</b>

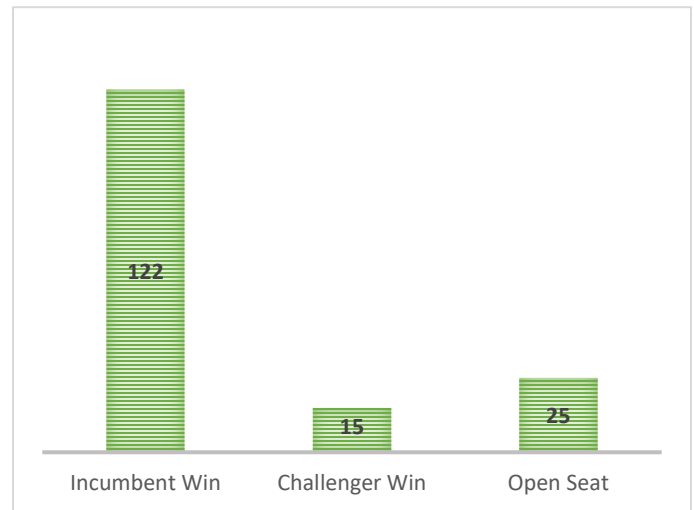
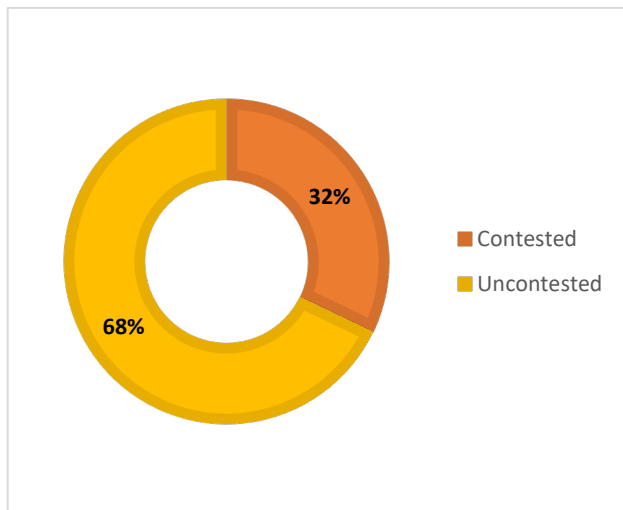
District 30			
Population 927,644			
General Election			
Candidate	Party	Status	Vote Percent
<b>A. Weirich</b>	<b>Rep</b>	<b>Open Seat</b>	<b>65.3</b>
J. Brown	Dem	Open Seat	34.7

District 31			
Population 45,387			
General Election			
Candidate	Party	Status	Vote Percent
<b>L. Zavogiannis</b>	<b>Dem</b>	<b>Incumbent</b>	<b>51.6</b>
T. Pirtle	Ind	Challenger	48.4

District	Counties	District	Counties
<b>1</b>	Carter, Johnson, Unicoi, Washington	<b>17</b>	Bedford, Lincoln, Marshall, Moore
<b>2</b>	Sullivan	<b>18</b>	Sumner
<b>3</b>	Greene, Hamblen, Hancock, Hawkins	<b>19</b>	Montgomery, Robertson
<b>4</b>	Cocke, Grainger, Jefferson, Sevier	<b>20</b>	Davidson
<b>5</b>	Blount	<b>21</b>	Hickman, Lewis, Perry, Williamson
<b>6</b>	Knox	<b>22</b>	Giles, Lawrence, Maury, Wayne
<b>7</b>	Anderson	<b>23</b>	Cheatham, Dickson, Houston, Humphreys, Stewart
<b>8</b>	Campbell, Claiborne, Fentress, Scott, Union	<b>24</b>	Benton, Carroll, Decatur, Hardin, Henry
<b>9</b>	Loudon, Meigs, Morgan, Roane	<b>25</b>	Fayette, Hardeman, Lauderdale, McNairy, Tipton
<b>10</b>	Bradley, McMinn, Monroe, Polk	<b>26</b>	Chester, Henderson, Madison
<b>11</b>	Hamilton	<b>27</b>	Obion, Weakley
<b>12</b>	Bledsoe, Franklin, Grundy, Marion, Rhea, Sequatchie	<b>28</b>	Crockett, Gibson, Haywood
<b>13</b>	Clay, Cumberland, DeKalb, Overton, Pickett, Putnam, White	<b>29</b>	Dyer, Lake
<b>14</b>	Coffee	<b>30</b>	Shelby
<b>15</b>	Jackson, Macon, Smith, Trousdale, Wilson	<b>31</b>	Van Buren, Warren
<b>16</b>	Cannon, Rutherford		

## Texas

Texas elects 163 local prosecutors in partisan elections. Some of these elected prosecutors are called district attorneys and some are called county attorneys. The prosecutors serve four year terms, and they preside over districts that consist of single counties, multiple counties, or portions of counties. Texas allows local governments to decide whether to have unopposed candidates appear on the ballot. The data in this report comes from elections held in 2014 and 2016.



### District Overview

District 1			
Population 19,699			
Candidate	Party	Status	Vote Percent
<b>J. Dutton</b>	<b>Rep</b>	<b>Incumbent</b>	<b>100</b>

District 2			
Population 50,845			
Primary Election			
Candidate	Party	Status	Vote Percent
<b>E. Beckworth</b>	<b>Rep</b>	<b>Challenger</b>	<b>51.38</b>
R. Patton	Rep	Incumbent	48.62

District 8			
Population 50,997			
Candidate	Party	Status	Vote Percent
<b>W. Ramsay</b>	<b>Rep</b>	<b>Incumbent</b>	<b>100</b>

District 9			
Population 455,746			
Candidate	Party	Status	Vote Percent
<b>B. Ligon</b>	<b>Rep</b>	<b>Incumbent</b>	<b>100</b>

District 18			
Population 159,424			
Candidate	Party	Status	Vote Percent
<b>D. Hanna</b>	<b>Rep</b>	<b>Incumbent</b>	<b>100</b>

District 21			
Population 50,905			
Candidate	Party	Status	Vote Percent
<b>J. Renken</b>	<b>Rep</b>	<b>Open Seat</b>	<b>100</b>

District 22			
Population 108,472			
Candidate	Party	Status	Vote Percent
<b>J. Tharp</b>	<b>Rep</b>	<b>Incumbent</b>	<b>100</b>

District 23			
Population 36,702			
Candidate	Party	Status	Vote Percent
<b>S. Reis</b>	<b>Dem</b>	<b>Incumbent</b>	<b>100</b>

District 24			
Population 34,690			
Primary Election			
Candidate	Party	Status	Vote Percent
<b>R. Lassmann</b>	<b>Rep</b>	<b>Incumbent</b>	<b>43.5</b>
T. Breen	Rep	Challenger	29.71
A. Condie	Rep	Challenger	26.79

District 26			
Population 422,679			
Primary Election			
Candidate	Party	Status	Vote Percent
<b>S. Dick</b>	<b>Rep</b>	<b>Challenger</b>	<b>55.93</b>
J. Duty	Rep	Incumbent	44.07

District 27			
Population 310,235			
Candidate	Party	Status	Vote Percent
<b>H. Garza</b>	<b>Rep</b>	<b>Incumbent</b>	<b>100</b>

<b>District 29</b>			
Population 28,111			
<b>Primary Election</b>			
Candidate	Party	Status	Vote Percent
<b>K. Burnett</b>	<b>Rep</b>	<b>Challenger</b>	<b>53.03</b>
M. Burns	Rep	Incumbent	46.97

<b>District 31</b>			
Population 35,983			
Candidate	Party	Status	Vote Percent
<b>F. McDonough</b>	<b>Rep</b>	<b>Incumbent</b>	<b>100</b>

<b>District 32</b>			
Population 28,593			
<b>Primary Election</b>			
Candidate	Party	Status	Vote Percent
<b>R. Thompson</b>	<b>Rep</b>	<b>Open Seat</b>	<b>86.26</b>
J. Young	Rep	Open Seat	16.74

<b>District 33</b>			
Population 78,679			
Candidate	Party	Status	Vote Percent
<b>W. McAfee</b>	<b>Rep</b>	<b>Incumbent</b>	<b>100</b>

<b>District 34</b>			
Population 806,521			
<b>Primary Election</b>			
Candidate	Party	Status	Vote Percent
<b>J. Esparza</b>	<b>Dem</b>	<b>Incumbent</b>	<b>49.85</b>
Y. Rosales	Dem	Challenger	28.75
L. Morales	Dem	Challenger	21.41

<b>District 35</b>			
Population 43,042			
<b>Primary Election</b>			
Candidate	Party	Status	Vote Percent
<b>M. Murray</b>	<b>Rep</b>	<b>Incumbent</b>	<b>70.38</b>
B. Ruth	Rep	Challenger	29.62

<b>District 36</b>			
Population 64,804			
Candidate	Party	Status	Vote Percent
<b>S. Smith</b>	<b>Rep</b>	<b>Open Seat</b>	<b>100</b>

<b>District 38</b>			
Population 75,720			
Candidate	Party	Status	Vote Percent
<b>D. Kindred</b>	<b>Rep</b>	<b>Incumbent</b>	<b>100</b>

District 39			
Population 9,838			
Candidate	Party	Status	Vote Percent
<b>M. Fouts</b>	<b>Dem</b>	<b>Incumbent</b>	<b>100</b>

District 42			
Population 8,895			
Candidate	Party	Status	Vote Percent
<b>H. Hemphill</b>	<b>Rep</b>	<b>Incumbent</b>	<b>100</b>

District 43			
Population 116,927			
Candidate	Party	Status	Vote Percent
<b>D. Schnebly</b>	<b>Rep</b>	<b>Incumbent</b>	<b>100</b>

District 46			
Population 19,010			
Candidate	Party	Status	Vote Percent
<b>S. Heatly</b>	<b>Dem</b>	<b>Incumbent</b>	<b>100</b>

District 47			
Population 122,974			
Primary Election			
Candidate	Party	Status	Vote Percent
<b>R. Sims</b>	<b>Rep</b>	<b>Incumbent</b>	<b>65.79</b>
S. Denney	Rep	Challenger	34.21

District 49			
Population 264,322			
Candidate	Party	Status	Vote Percent
<b>I. Alaniz</b>	<b>Dem</b>	<b>Incumbent</b>	<b>100</b>

District 50			
Population 9,236			
Primary Election			
Candidate	Party	Status	Vote Percent
<b>J. Habert Dick</b>	<b>Rep</b>	<b>Open Seat</b>	<b>61.72</b>
L. Trevino	Rep	Open Seat	38.28

District 51			
Population 119,747			
Candidate	Party	Status	Vote Percent
<b>A. Palmer</b>	<b>Rep</b>	<b>Incumbent</b>	<b>100</b>

District 52			
Population 75,388			
Candidate	Party	Status	Vote Percent
<b>D. Boyd</b>	<b>Rep</b>	<b>Incumbent</b>	<b>100</b>

<b>District 53</b>			
Population 1,024,266			
<b>Primary Election</b>			
Candidate	Party	Status	Vote Percent
<b>M. Moore</b>	<b>Dem</b>	<b>Open Seat</b>	<b>59.46</b>
G. Cobb	Dem	Open Seat	34.39
R. Reed	Dem	Open Seat	6.15
<b>General Election</b>			
<b>M. Moore</b>	<b>Dem</b>	<b>Open Seat</b>	<b>60.05</b>
M. Phelan	Rep	Open Seat	33.95

<b>District 63</b>			
Population 49,863			
<b>Primary Election</b>			
Candidate	Party	Status	Vote Percent
<b>F. Hernandez</b>	<b>Dem</b>	<b>Incumbent</b>	<b>63.48</b>
J. Mota	Dem	Challenger	36.52
<b>General Election</b>			
F. Hernandez	Dem	Incumbent	49.25
<b>M. Bagley</b>	<b>Rep</b>	<b>Challenger</b>	<b>50.75</b>

<b>District 64</b>			
Population 36,273			
Candidate	Party	Status	Vote Percent
<b>W. Hatch</b>	<b>Rep</b>	<b>Incumbent</b>	<b>100</b>

<b>District 66</b>			
Population 35,089			
Candidate	Party	Status	Vote Percent
<b>M. Pratt</b>	<b>Rep</b>	<b>Incumbent</b>	<b>100</b>

<b>District 69</b>			
Population 37,703			
Candidate	Party	Status	Vote Percent
<b>D. Green</b>	<b>Rep</b>	<b>Incumbent</b>	<b>100</b>

<b>District 70</b>			
Population 137,130			
Candidate	Party	Status	Vote Percent
<b>R. Bland IV</b>	<b>Rep</b>	<b>Incumbent</b>	<b>100</b>

<b>District 76</b>			
Population 44,735			
Candidate	Party	Status	Vote Percent
<b>C. Bailey</b>	<b>Rep</b>	<b>Incumbent</b>	<b>100</b>



<b>District 79</b>			
Population 48,061			
<b>Primary Election</b>			
Candidate	Party	Status	Vote Percent
<b>C. Garcia</b>	<b>Dem</b>	<b>Incumbent</b>	<b>52.9</b>
R. Solis Jr.	Dem	Challenger	47.1

<b>District 81</b>			
Population 126,756			
<b>General Election</b>			
Candidate	Party	Status	Vote Percent
R. Pena	Dem	Incumbent	34.92
<b>A. Louis</b>	<b>Rep</b>	<b>Challenger</b>	<b>65.08</b>

<b>District 83</b>			
Population 34,899			
<b>Primary Election</b>			
Candidate	Party	Status	Vote Percent
<b>J. Escuder</b>	<b>Dem</b>	<b>Challenger</b>	<b>57.37</b>
R. Ponton	Dem	Challenger	42.63
<b>General Election</b>			
J. Escuder	Dem	Challenger	44.12
<b>S. Wilson</b>	<b>Rep</b>	<b>Incumbent</b>	<b>55.88</b>

<b>District 84</b>			
Population 27,763			
Candidate	Party	Status	Vote Percent
<b>M. Snider</b>	<b>Rep</b>	<b>Incumbent</b>	<b>100</b>

<b>District 85</b>			
Population 194,851			
Candidate	Party	Status	Vote Percent
<b>J. Parsons</b>	<b>Rep</b>	<b>Incumbent</b>	<b>100</b>

<b>District 88</b>			
Population 54,635			
<b>Primary Election</b>			
Candidate	Party	Status	Vote Percent
<b>D. Sheffield</b>	<b>Rep</b>	<b>Incumbent</b>	<b>54.51</b>
T. Roebuck	Rep	Challenger	45.49

<b>District 90</b>			
Population 28,180			
Candidate	Party	Status	Vote Percent
<b>D. Peavy</b>	<b>Rep</b>	<b>Incumbent</b>	<b>100</b>

<b>District 97</b>			
Population 39,525			
<b>Primary Election</b>			
Candidate	Party	Status	Vote Percent
<b>C. Polhemus</b>	<b>Rep</b>	<b>Challenger</b>	<b>51.86</b>
P. Williams	Rep	Incumbent	48.14

<b>District 100</b>			
Population 23,310			
Candidate	Party	Status	Vote Percent
<b>L. Inman</b>	<b>Rep</b>	<b>Incumbent</b>	<b>100</b>

<b>District 105</b>			
Population 340,223			
<b>Primary Election</b>			
Candidate	Party	Status	Vote Percent
<b>M. Gonzalez</b>	<b>Dem</b>	<b>Challenger</b>	<b>55.82</b>
M. Skurka	Dem	Incumbent	44.18
<b>General Election</b>			
<b>M. Gonzalez</b>	<b>Dem</b>	<b>Challenger</b>	<b>50.59</b>
J. Gardner	Rep	Challenger	49.41

<b>District 106</b>			
Population 43,735			
<b>Primary Election</b>			
Candidate	Party	Status	Vote Percent
<b>P. Furlow</b>	<b>Rep</b>	<b>Challenger</b>	<b>48.53</b>
M. Munk	Rep	Incumbent	38.8
R. Cox	Rep	Challenger	12.67

<b>District 109</b>			
Population 11,485			
Candidate	Party	Status	Vote Percent
<b>A. Navarette</b>	<b>Rep</b>	<b>Open Seat</b>	<b>100</b>

<b>District 110</b>			
Population 11,737			
<b>Primary Election</b>			
Candidate	Party	Status	Vote Percent
<b>W. Jackson</b>	<b>Rep</b>	<b>Open Seat</b>	<b>44.75</b>
R. Hamilton	Rep	Open Seat	37.88
S. Marshall	Rep	Open Seat	17.37

<b>District 112</b>			
Population 30,076			
Candidate	Party	Status	Vote Percent
<b>L. English</b>	<b>Rep</b>	<b>Incumbent</b>	<b>100</b>

<b>District 118</b>			
Population 39,811			
Candidate	Party	Status	Vote Percent
<b>H. Wilkerson</b>	<b>Rep</b>	<b>Incumbent</b>	<b>100</b>

<b>District 119</b>			
Population 124,812			
<b>Primary Election</b>			
Candidate	Party	Status	Vote Percent
<b>J. Best</b>	<b>Rep</b>	<b>Open Seat</b>	<b>53.65</b>
A. Graves	Rep	Open Seat	46.35

<b>District 123</b>			
Population 25,448			
Candidate	Party	Status	Vote Percent
<b>S. Shires</b>	<b>Rep</b>	<b>Open Seat</b>	<b>100</b>

<b>District 132</b>			
Population 17,562			
Candidate	Party	Status	Vote Percent
<b>B. Smith</b>	<b>Rep</b>	<b>Incumbent</b>	<b>100</b>

<b>District 142</b>			
Population 136,872			
<b>Primary Election</b>			
Candidate	Party	Status	Vote Percent
<b>L. Nodolf</b>	<b>Rep</b>	<b>Open Seat</b>	<b>60.13</b>
W. Lundy	Rep	Open Seat	39.87

<b>District 143</b>			
Population 24,523			
Candidate	Party	Status	Vote Percent
<b>R. Reynolds</b>	<b>Dem</b>	<b>Incumbent</b>	<b>100</b>

<b>District 145</b>			
Population 64,524			
<b>Primary Election</b>			
Candidate	Party	Status	Vote Percent
<b>N. Lostracco</b>	<b>Rep</b>	<b>Incumbent</b>	<b>57.61</b>
R. Morin	Rep	Challenger	42.39

<b>District 156</b>			
Population 44,099			
Candidate	Party	Status	Vote Percent
<b>J. Aliseda</b>	<b>Rep</b>	<b>Incumbent</b>	<b>100</b>

<b>District 159</b>			
Population 86,771			
<b>Primary Election</b>			
Candidate	Party	Status	Vote Percent
<b>J. Martin</b>	<b>Rep</b>	<b>Open Seat</b>	<b>74.23</b>
K. Carswell	Rep	Open Seat	25.77

<b>District 173</b>			
Population 78,532			
Candidate	Party	Status	Vote Percent
<b>M. Hall</b>	<b>Rep</b>	<b>Open Seat</b>	<b>100</b>

<b>District 196</b>			
Population 86,129			
Candidate	Party	Status	Vote Percent
<b>N. Walker Jr.</b>	<b>Rep</b>	<b>Incumbent</b>	<b>100</b>

<b>District 198</b>			
Population 70,110			
Candidate	Party	Status	Vote Percent
<b>S. Monroe</b>	<b>Rep</b>	<b>Incumbent</b>	<b>100</b>

<b>District 216</b>			
Population 49,625			
Candidate	Party	Status	Vote Percent
<b>L. Wilke</b>	<b>Rep</b>	<b>Open Seat</b>	<b>100</b>

<b>District 220</b>			
Population 40,703			
Candidate	Party	Status	Vote Percent
<b>A. Sibley</b>	<b>Rep</b>	<b>Open Seat</b>	<b>100</b>

<b>District 229</b>			
Population 78,050			
<b>Primary Election</b>			
Candidate	Party	Status	Vote Percent
<b>O. Escobar</b>	<b>Dem</b>	<b>Incumbent</b>	<b>51.14</b>
J.M. Alvarez	Dem	Challenger	35.75
J. Ramos	Dem	Challenger	13.11

<b>District 235</b>			
Population 38,437			
<b>Primary Election</b>			
Candidate	Party	Status	Vote Percent
<b>J. Warren</b>	<b>Rep</b>	<b>Open Seat</b>	<b>32.98</b>
<b>K. Orsburn</b>	<b>Rep</b>	<b>Open Seat</b>	<b>34.66</b>
D. Comer	Rep	Open Seat	32.37
<b>Primary Runoff Election</b>			
<b>J. Warren</b>	<b>Rep</b>	<b>Open Seat</b>	<b>71.04</b>
K. Orsburn	Rep	Open Seat	28.96

<b>District 253</b>			
Population 75,643			
Candidate	Party	Status	Vote Percent
<b>L. Pickett</b>	<b>Rep</b>	<b>Incumbent</b>	<b>100</b>

<b>District 258</b>			
Population 14,585			
Candidate	Party	Status	Vote Percent
<b>B. Schiro</b>	<b>Rep</b>	<b>Incumbent</b>	<b>100</b>

<b>District 259</b>			
Population 23,580			
Candidate	Party	Status	Vote Percent
<b>J. Boaz</b>	<b>Rep</b>	<b>Incumbent</b>	<b>100</b>

<b>District 266</b>			
Population 37,890			
Candidate	Party	Status	Vote Percent
<b>A. Nash</b>	<b>Rep</b>	<b>Incumbent</b>	<b>100</b>

<b>District 268</b>			
Population 585,375			
<b>Primary Election</b>			
Candidate	Party	Status	Vote Percent
<b>J. Healey Jr.</b>	<b>Rep</b>	<b>Incumbent</b>	<b>71.83</b>
D. Wright	Rep	Challenger	28.17
<b>General Election</b>			
W. Carter	Dem	Challenger	41.66
<b>J. Healey Jr.</b>	<b>Rep</b>	<b>Incumbent</b>	<b>58.34</b>

<b>District 271</b>			
Population 68,171			
Candidate	Party	Status	Vote Percent
<b>G. Lowery</b>	<b>Rep</b>	<b>Incumbent</b>	<b>100</b>

<b>District 278</b> Population 26,604			
Candidate	Party	Status	Vote Percent
<b>T. McLain</b>	<b>Rep</b>	<b>Incumbent</b>	<b>100</b>

<b>District 286</b> Population 26,062			
<b>Primary Election</b>			
Candidate	Party	Status	Vote Percent
R. Husen	Rep	Challenger	34.74
<b>C. Dennis</b>	<b>Rep</b>	<b>Incumbent</b>	<b>65.26</b>

<b>District 287</b> Population 17,434			
Candidate	Party	Status	Vote Percent
<b>K. Gurley</b>	<b>Rep</b>	<b>Incumbent</b>	<b>100</b>

<b>District 293</b> Population 75,931			
Candidate	Party	Status	Vote Percent
<b>R. Serna</b>	<b>Dem</b>	<b>Incumbent</b>	<b>100</b>

<b>District 329</b> Population 41,280			
<b>General Election</b>			
Candidate	Party	Status	Vote Percent
J. Roades	Dem	Challenger	33.04
<b>D. Allison</b>	<b>Rep</b>	<b>Incumbent</b>	<b>66.96</b>

<b>District 344</b> Population 35,096			
Candidate	Party	Status	Vote Percent
<b>C. Lieck</b>	<b>Rep</b>	<b>Incumbent</b>	<b>100</b>

<b>District 349</b> Population 23,732			
Candidate	Party	Status	Vote Percent
<b>D. Kaspar</b>	<b>Rep</b>	<b>Incumbent</b>	<b>100</b>

<b>District 355</b> Population 51,182			
Candidate	Party	Status	Vote Percent
<b>R. Christian</b>	<b>Rep</b>	<b>Incumbent</b>	<b>100</b>

<b>District 369</b> Population 16,801			
Candidate	Party	Status	Vote Percent
<b>H. Knight</b>	<b>Rep</b>	<b>Incumbent</b>	<b>100</b>

<b>District 451*</b> Population 33,410			
Candidate	Party	Status	Vote Percent
<b>N. Bishop</b>	<b>Rep</b>	<b>Open Seat</b>	<b>N/A</b>

<b>District 452</b> Population 21,146			
<b>Primary Election</b>			
Candidate	Party	Status	Vote Percent
<b>T. Ahlschwede</b>	<b>Rep</b>	<b>Incumbent</b>	<b>65.05</b>
S. Chapman	Rep	Challenger	34.95

<b>Anderson</b> Population 58,458			
<b>Primary Election</b>			
Candidate	Party	Status	Vote Percent
<b>A. Mitchell</b>	<b>Rep</b>	<b>Challenger</b>	<b>57.64</b>
D. Lowe	Rep	Incumbent	42.63

<b>Andrews</b> Population 14,786			
Candidate	Party	Status	Vote Percent
<b>T. Mason</b>	<b>Rep</b>	<b>Incumbent</b>	<b>100</b>

<b>Aransas</b> Population 23,158			
Candidate	Party	Status	Vote Percent
<b>K. Barnebey</b>	<b>Rep</b>	<b>Incumbent</b>	<b>100</b>

<b>Austin</b> Population 28,417			
Candidate	Party	Status	Vote Percent
<b>T. Koehn</b>	<b>Rep</b>	<b>Incumbent</b>	<b>100</b>

<b>Bastrop</b> Population 74,171			
Candidate	Party	Status	Vote Percent
<b>B. Goertz</b>	<b>Rep</b>	<b>Incumbent</b>	<b>100</b>

---

\* This was a newly created district. N. Bishop was appointed as the initial officeholder, but elections will be held in the future.

<b>Bexar</b>			
Population 1,714,773			
<b>Primary Election</b>			
Candidate	Party	Status	Vote Percent
<b>N. LaHood</b>	<b>Dem</b>	<b>Challenger</b>	<b>50.06</b>
T. Huntzinger	Dem	Challenger	49.94
<b>General Election</b>			
<b>N. LaHood</b>	<b>Dem</b>	<b>Challenger</b>	<b>51.56</b>
S. Reed	Rep	Incumbent	48.44

<b>Bowie</b>			
Population 92,565			
Candidate	Party	Status	Vote Percent
<b>J. Rochelle</b>	<b>Rep</b>	<b>Incumbent</b>	<b>100</b>

<b>Brazoria</b>			
Population 313,166			
Candidate	Party	Status	Vote Percent
<b>J. Yenne</b>	<b>Rep</b>	<b>Incumbent</b>	<b>100</b>

<b>Caldwell</b>			
Population 38,066			
<b>Primary Election</b>			
Candidate	Party	Status	Vote Percent
<b>F. Weber</b>	<b>Dem</b>	<b>Open Seat</b>	<b>67.12</b>
R. Banks	Dem	Open Seat	32.88

<b>Calhoun</b>			
Population 21,381			
Candidate	Party	Status	Vote Percent
<b>D. Heard</b>	<b>Dem</b>	<b>Incumbent</b>	<b>100</b>

<b>Callahan</b>			
Population 13,544			
Candidate	Party	Status	Vote Percent
<b>S. Deel</b>	<b>Rep</b>	<b>Incumbent</b>	<b>100</b>

<b>Cameron</b>			
Population 406,220			
<b>Primary Election</b>			
Candidate	Party	Status	Vote Percent
<b>L. Saenz</b>	<b>Dem</b>	<b>Incumbent</b>	<b>51.39</b>
C. Masso	Dem	Challenger	48.61



<b>Cass</b>			
Population 30,464			
<b>Primary Election</b>			
Candidate	Party	Status	Vote Percent
<b>R. Lee</b>	<b>Rep</b>	<b>Open Seat</b>	<b>66.6</b>
J. McIntyre	Rep	Open Seat	33.4
<b>General Election</b>			
T. Richardson	Dem	Open Seat	34
<b>R. Lee</b>	<b>Rep</b>	<b>Open Seat</b>	<b>65.99</b>

<b>Castro</b>			
Population 8,062			
Candidate	Party	Status	Vote Percent
<b>S. Hamlin</b>	<b>Rep</b>	<b>Open Seat</b>	<b>100</b>

<b>Collin</b>			
Population 782,341			
Candidate	Party	Status	Vote Percent
<b>G. Willis</b>	<b>Rep</b>	<b>Incumbent</b>	<b>100</b>

<b>Colorado</b>			
Population 20,874			
Candidate	Party	Status	Vote Percent
<b>J. Johannes</b>	<b>Rep</b>	<b>Incumbent</b>	<b>100</b>

<b>Crosby</b>			
Population 6,059			
Candidate	Party	Status	Vote Percent
<b>M. Sales</b>	<b>Rep</b>	<b>Incumbent</b>	<b>100</b>

<b>Dallas</b>			
Population 2,368,139			
<b>Primary Election</b>			
Candidate	Party	Status	Vote Percent
<b>S. Hawk</b>	<b>Rep</b>	<b>Challenger</b>	<b>62.44</b>
T. Nowak	Rep	Challenger	37.56
<b>General Election</b>			
<b>S. Hawk</b>	<b>Rep</b>	<b>Challenger</b>	<b>50.44</b>
C. Watkins	Dem	Incumbent	49.56

<b>Deaf Smith</b>			
Population 19,372			
Candidate	Party	Status	Vote Percent
<b>J. English</b>	<b>Rep</b>	<b>Incumbent</b>	<b>100</b>

<b>Denton</b>			
Population 662,614			
<b>Primary Election</b>			
Candidate	Party	Status	Vote Percent
<b>P. Johnson</b>	<b>Rep</b>	<b>Incumbent</b>	<b>43.37</b>
K. Alexander	Rep	Challenger	39
H. Paine	Rep	Challenger	17.63

<b>Eastland</b>			
Population 18,583			
Candidate	Party	Status	Vote Percent
<b>R. Thomason</b>	<b>Rep</b>	<b>Incumbent</b>	<b>100</b>

<b>Ellis</b>			
Population 149,610			
Candidate	Party	Status	Vote Percent
<b>P. Wilson</b>	<b>Rep</b>	<b>Incumbent</b>	<b>100</b>

<b>Falls</b>			
Population 17,866			
Candidate	Party	Status	Vote Percent
<b>K. Gilliam</b>	<b>Rep</b>	<b>Incumbent</b>	<b>100</b>

<b>Fannin</b>			
Population 33,915			
Candidate	Party	Status	Vote Percent
<b>R. Glaser</b>	<b>Rep</b>	<b>Incumbent</b>	<b>100</b>

<b>Fayette</b>			
Population 24,554			
Candidate	Party	Status	Vote Percent
<b>P. Supak</b>	<b>Dem</b>	<b>Incumbent</b>	<b>100</b>

<b>Freestone</b>			
Population 19,816			
<b>Primary Election</b>			
Candidate	Party	Status	Vote Percent
<b>B. Evans</b>	<b>Rep</b>	<b>Challenger</b>	<b>50.62</b>
C. Martin	Rep	Incumbent	34.16
A. Wolfe	Rep	Challenger	15.23

<b>Galveston</b>			
Population 291,309			
<b>Primary Election</b>			
Candidate	Party	Status	Vote Percent
<b>J. Roady</b>	<b>Rep</b>	<b>Incumbent</b>	<b>62.1</b>
P. Morris	Rep	Challenger	37.9

<b>Gonzales</b>			
Population 19,807			
Candidate	Party	Status	Vote Percent
<b>P. Watkins</b>	<b>Rep</b>	<b>Incumbent</b>	<b>100</b>

<b>Grayson</b>			
Population 120,877			
<b>Primary Election</b>			
Candidate	Party	Status	Vote Percent
<b>J. Brown</b>	<b>Rep</b>	<b>Incumbent</b>	<b>65.01</b>
B. Cate	Rep	Challenger	34.98

<b>Gregg</b>			
Population 121,730			
Candidate	Party	Status	Vote Percent
<b>C. Dorrough</b>	<b>Rep</b>	<b>Incumbent</b>	<b>100</b>

<b>Guadalupe</b>			
Population 131,533			
Candidate	Party	Status	Vote Percent
<b>D. Willborn</b>	<b>Rep</b>	<b>Incumbent</b>	<b>100</b>

<b>Harris</b>			
Population 4,092,459			
<b>Primary Election</b>			
Candidate	Party	Status	Vote Percent
<b>K. Ogg</b>	<b>Dem</b>	<b>Challenger</b>	<b>50.89</b>
M. Overstreet	Dem	Challenger	28.51
L. Oliver	Dem	Challenger	20.6
<b>General Election</b>			
<b>K. Ogg</b>	<b>Dem</b>	<b>Challenger</b>	<b>54.22</b>
D. Anderson	Rep	Incumbent	45.78

<b>Harrison</b>			
Population 65,631			
Candidate	Party	Status	Vote Percent
<b>C. Solomon</b>	<b>Rep</b>	<b>Incumbent</b>	<b>100</b>

<b>Hays</b>			
Population 157,107			
<b>Primary Election</b>			
Candidate	Party	Status	Vote Percent
<b>W. Mau</b>	<b>Rep</b>	<b>Open Seat</b>	<b>58.3</b>
L. Peach	Rep	Open Seat	41.7

<b>Hidalgo</b>			
Population 774,769			
<b>Primary Election</b>			
Candidate	Party	Status	Vote Percent
<b>R. Rodriguez</b>	<b>Dem</b>	<b>Challenger</b>	<b>63.91</b>
R. Guerra	Dem	Incumbent	36.09

<b>Jackson</b>			
Population 14,075			
Candidate	Party	Status	Vote Percent
<b>P. Guenther</b>	<b>Rep</b>	<b>Incumbent</b>	<b>100</b>

<b>Jasper</b>			
Population 35,710			
Candidate	Party	Status	Vote Percent
<b>S. Hollis</b>	<b>Dem</b>	<b>Incumbent</b>	<b>100</b>

<b>Jefferson</b>			
Population 252,273			
<b>General Election</b>			
Candidate	Party	Status	Vote Percent
<b>B. Wortham</b>	<b>Dem</b>	<b>Open Seat</b>	<b>65.1</b>
P. Thomas	Rep	Open Seat	34.89

<b>Kaufman</b>			
Population 103,350			
Candidate	Party	Status	Vote Percent
<b>E. Wiley</b>	<b>Rep</b>	<b>Incumbent</b>	<b>100</b>

<b>Kenedy &amp; Kleberg</b>			
Population 32,477			
<b>General Election</b>			
Candidate	Party	Status	Vote Percent
N. Fugate	Dem	Open Seat	45.78
<b>J. Hubert</b>	<b>Rep</b>	<b>Open Seat</b>	<b>54.22</b>

<b>Lamar</b>			
Population 49,793			
Candidate	Party	Status	Vote Percent
<b>G. Young</b>	<b>Rep</b>	<b>Incumbent</b>	<b>100</b>

<b>Lamb</b>			
Population 13,977			
Candidate	Party	Status	Vote Percent
<b>S. Say</b>	<b>Rep</b>	<b>Incumbent</b>	<b>100</b>

Lampasas Population 19,677			
Candidate	Party	Status	Vote Percent
<b>J. Greenwood</b>	<b>Rep</b>	<b>Incumbent</b>	<b>100</b>

Lavaca Population 19,263			
Candidate	Party	Status	Vote Percent
<b>J. Fryer</b>	<b>Rep</b>	<b>Incumbent</b>	<b>100</b>

Lee Population 16,612			
Candidate	Party	Status	Vote Percent
<b>M. Placke</b>	<b>Rep</b>	<b>Incumbent</b>	<b>100</b>

Limestone Population 23,384			
Candidate	Party	Status	Vote Percent
<b>R. DeFriend</b>	<b>Rep</b>	<b>Incumbent</b>	<b>100</b>

Lubbock Population 278,831			
Candidate	Party	Status	Vote Percent
<b>M. Powell</b>	<b>Rep</b>	<b>Incumbent</b>	<b>100</b>

Madison Population 13,664			
Candidate	Party	Status	Vote Percent
<b>B. Risinger</b>	<b>Rep</b>	<b>Incumbent</b>	<b>100</b>

Marion Population 10,546			
Candidate	Party	Status	Vote Percent
<b>A. Smoak</b>	<b>Rep</b>	<b>Incumbent</b>	<b>100</b>

McLennan Population 234,906			
General Election			
Candidate	Party	Status	Vote Percent
R. Callahan	Ind	Challenger	17.87
<b>A. Reyna</b>	<b>Rep</b>	<b>Incumbent</b>	<b>82.13</b>

Milam Population 24,757			
Candidate	Party	Status	Vote Percent
<b>B. Torrey</b>	<b>Rep</b>	<b>Incumbent</b>	<b>100</b>

<b>Morris</b> Population 12,934			
Candidate	Party	Status	Vote Percent
<b>S. Cowan</b>	<b>Dem</b>	<b>Incumbent</b>	<b>100</b>

<b>Navarro</b> Population 47,735			
Candidate	Party	Status	Vote Percent
<b>R. Thompson</b>	<b>Rep</b>	<b>Incumbent</b>	<b>100</b>

<b>Newton</b> Population 14,445			
Candidate	Party	Status	Vote Percent
<b>C. Ponthier</b>	<b>Rep</b>	<b>Incumbent</b>	<b>100</b>

<b>Ochiltree</b> Population 10,223			
Candidate	Party	Status	Vote Percent
<b>J. Meraz</b>	<b>Rep</b>	<b>Open Seat</b>	<b>100</b>

<b>Oldham</b> Population 2,052			
Candidate	Party	Status	Vote Percent
<b>K. Birdsong</b>	<b>Rep</b>	<b>Incumbent</b>	<b>100</b>

<b>Orange</b> Population 81,837			
Candidate	Party	Status	Vote Percent
<b>J. Kimbrough</b>	<b>Rep</b>	<b>Incumbent</b>	<b>100</b>

<b>Panola</b> Population 23,796			
Candidate	Party	Status	Vote Percent
<b>D. Davidson</b>	<b>Dem</b>	<b>Incumbent</b>	<b>100</b>

<b>Polk</b> Population 45,413			
<b>Primary Election</b>			
Candidate	Party	Status	Vote Percent
<b>W. Hon</b>	<b>Rep</b>	<b>Incumbent</b>	<b>66.57</b>
E. Coker	Rep	Challenger	33.43

<b>Rains</b> Population 10,914			
Candidate	Party	Status	Vote Percent
<b>R. Vititow</b>	<b>Rep</b>	<b>Incumbent</b>	<b>100</b>

Randall Population 120,725			
Candidate	Party	Status	Vote Percent
<b>J. Farren</b>	<b>Rep</b>	<b>Incumbent</b>	<b>100</b>

Red River Population 12,860			
General Election			
Candidate	Party	Status	Vote Percent
J. Herrington	Dem	Challenger	41.77
<b>V. Varley</b>	<b>Rep</b>	<b>Incumbent</b>	<b>58.22</b>

Robertson Population 16,622			
Candidate	Party	Status	Vote Percent
<b>W. Siegert</b>	<b>Rep</b>	<b>Incumbent</b>	<b>100</b>

Rockwall Population 78,337			
Candidate	Party	Status	Vote Percent
<b>K. Culpepper</b>	<b>Rep</b>	<b>Incumbent</b>	<b>100</b>

Rusk Population 53,330			
Candidate	Party	Status	Vote Percent
<b>M. Jimerson</b>	<b>Rep</b>	<b>Incumbent</b>	<b>100</b>

San Jacinto Population 26,384			
Candidate	Party	Status	Vote Percent
<b>R. Trapp</b>	<b>Rep</b>	<b>Incumbent</b>	<b>100</b>

Smith Population 209,714			
Primary Election			
Candidate	Party	Status	Vote Percent
<b>M. Bingham III</b>	<b>Rep</b>	<b>Incumbent</b>	<b>74.3</b>
A. Jackson	Rep	Challenger	25.7

Swisher Population 7,854			
Candidate	Party	Status	Vote Percent
<b>J. Criswell</b>	<b>Rep</b>	<b>Incumbent</b>	<b>100</b>

<b>Tarrant</b>			
Population 1,809,034			
<b>Primary Election</b>			
Candidate	Party	Status	Vote Percent
<b>S. Wilson</b>	<b>Rep</b>	<b>Open Seat</b>	<b>59.42</b>
G. Makey	Rep	Open Seat	32.04
K. Lowthorp	Rep	Open Seat	8.53

<b>Taylor</b>			
Population 131,506			
<b>Primary Election</b>			
Candidate	Party	Status	Vote Percent
<b>J. Hicks</b>	<b>Rep</b>	<b>Open Seat</b>	<b>51.22</b>
J. Wilks	Rep	Open Seat	48.78

<b>Terry</b>			
Population 12,651			
Candidate	Party	Status	Vote Percent
<b>J. Ferguson-Worley</b>	<b>Rep</b>	<b>Incumbent</b>	<b>100</b>

<b>Tyler</b>			
Population 21,766			
<b>Primary Election</b>			
Candidate	Party	Status	Vote Percent
<b>L. Cloy</b>	<b>Rep</b>	<b>Open Seat</b>	<b>50.6</b>
D. Hunt	Rep	Open Seat	49.4

<b>Upshur</b>			
Population 39,309			
Candidate	Party	Status	Vote Percent
<b>B. Byrd</b>	<b>Rep</b>	<b>Incumbent</b>	<b>100</b>

<b>Van Zandt</b>			
Population 52,579			
Candidate	Party	Status	Vote Percent
<b>C. Martin</b>	<b>Rep</b>	<b>Incumbent</b>	<b>100</b>

<b>Victoria</b>			
Population 86,793			
Candidate	Party	Status	Vote Percent
<b>S. Tyler</b>	<b>Rep</b>	<b>Incumbent</b>	<b>100</b>

<b>Walker</b>			
Population 67,861			
Candidate	Party	Status	Vote Percent
<b>D. Weeks</b>	<b>Dem</b>	<b>Incumbent</b>	<b>100</b>



<b>Waller</b> Population 43,205			
Candidate	Party	Status	Vote Percent
<b>E. Mathis</b>	<b>Rep</b>	<b>Incumbent</b>	<b>100</b>

<b>Wichita</b> Population 131,500			
Candidate	Party	Status	Vote Percent
<b>M. Shelton</b>	<b>Rep</b>	<b>Incumbent</b>	<b>100</b>

<b>Willacy</b> Population 22,134			
<b>Primary Election</b>			
Candidate	Party	Status	Vote Percent
<b>A. Hinojosa</b>	<b>Dem</b>	<b>Challenger</b>	<b>31.09</b>
<b>B. Ammerman</b>	<b>Dem</b>	<b>Incumbent</b>	<b>38.54</b>
J. Guerra	Dem	Challenger	30.37
<b>Primary Runoff Election</b>			
<b>A. Hinojosa</b>	<b>Dem</b>	<b>Challenger</b>	<b>51.13</b>
B. Ammerman	Dem	Incumbent	48.86

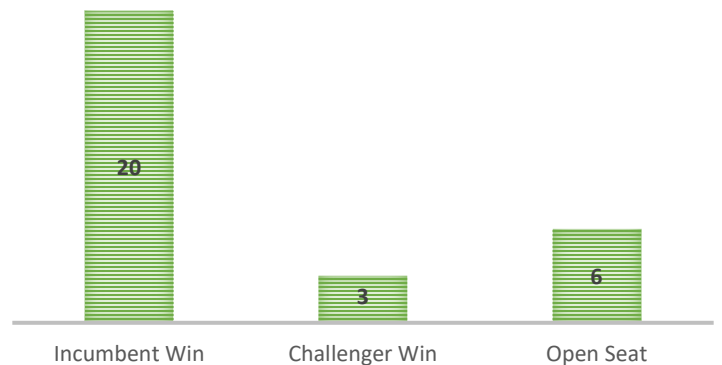
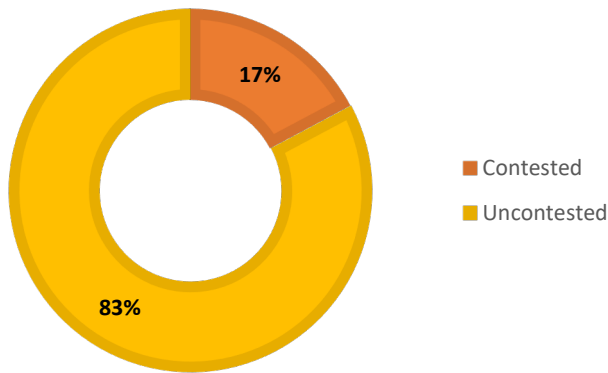
<b>Wood</b> Population 41,964			
Candidate	Party	Status	Vote Percent
<b>J. Wheeler</b>	<b>Rep</b>	<b>Incumbent</b>	<b>100</b>

<b>Yoakum</b> Population 7,879			
Candidate	Party	Status	Vote Percent
<b>B. Helwig</b>	<b>Rep</b>	<b>Incumbent</b>	<b>100</b>

District	Counties	District	Counties
1	Sabine, San Augustine	90	Stephens, Young
2	Cherokee	97	Archer, Clay, Montague
8	Delta, Franklin, Hopkins	100	Carson, Childress, Collingsworth, Donley, Hall
9	Montgomery	105	Nueces
18	Johnson, Somervell	106	Dawson, Gaines, Garza, Lynn
21	Burleson, Washington	109	Crane, Winkler
22	Comal	110	Briscoe, Dickens, Floyd, Motley
23	Matagorda	112	Crockett, Pecos, Reagan, Sutton, Upton
24	Dewitt, Goliad, Refugio	118	Howard, Martin
26	Williamson	119	Concho, Runnels, Tom Green
27	Bell	123	Shelby
29	Palo Pinto	132	Borden, Scurry
31	Gray, Hemphill, Lipscomb, Roberts, Wheeler	142	Midland
32	Fisher, Mitchell, Nolan	143	Loving, Reeves, Ward
33	Blanco, Burnet, Llano, San Saba	145	Nacogdoches
34	Culberson, El Paso, Hudspeth	156	Bee, Live Oak, McMullen
35	Brown, Mills	159	Angelina
36	San Patricio	173	Henderson
38	Medina, Real, Uvalde	196	Hunt
39	Haskell, Kent, Stonewall, Throckmorton	198	Bandera, Kerr
42	Coleman	216	Kerr
43	Parker	220	Bosque, Comanche, Hamilton
46	Foard, Hardeman, Wilbarger	229	Duval, Jim Hogg, Starr
47	Armstrong, Potter	235	Cooke
49	Webb, Zapata	253	Liberty
50	Baylor, Cottle, King, Knox	258	Trinity
51	Coke, Irion, Schleicher, Sterling, Tom Green	259	Jones, Shackelford
52	Coryell	266	Erath
53	Travis	268	Fort Bend
63	Terrell, Val Verde	271	Jack, Wise
64	Hale	278	Grimes
66	Hill	286	Cochran, Hockley
69	Dallam, Hartley, Moore, Sherman	287	Bailey, Parmer
70	Ector	293	Dimmit, Maverick, Zavala
76	Camp, Titus	329	Wharton
79	Brooks, Jim Wells	344	Chambers
81	Atascosa, Frio, Karnes, La Salle, Wilson	349	Houston
83	Brewster, Jeff Davis, Pecos, Presidio	355	Hood
84	Hansford, Hutchinson	369	Leon
85	Brazos	451	Kendall
88	Hardin	452	Edwards, Kimble, Mason, McCulloch, Menard

# Utah

Utah elects 29 county and district attorneys in partisan elections. The county and district attorneys serve four year terms, and they preside over a single county. Utah does not require unopposed candidates to appear on the ballot in the primary election. The data in this report comes from the 2014 election. In the 2014 election, three counties—Daggett County, Piute County, and Rich County—did not have a single candidate run for county attorney.



## District Overview

Beaver Population 6,629			
Candidate	Party	Status	Vote Percent
V. Christiansen	Dem	Incumbent	100

Box Elder Population 49,975			
Candidate	Party	Status	Vote Percent
S. Hadfield	Rep	Incumbent	100

Cache Population 112,656			
General Election			
Candidate	Party	Status	Vote Percent
C. Daines	Ind	Challenger	30.80
J. Swink	Rep	Incumbent	69.20

Carbon Population 21,403			
Candidate	Party	Status	Vote Percent
G. Strate	Dem	Incumbent	100

<b>Daggett*</b> Population 1,059			
Candidate	Party	Status	Vote Percent
N/A	N/A	Open Seat	N/A

<b>Davis</b> Population 306,479			
Candidate	Party	Status	Vote Percent
<b>T. Rawlings</b>	<b>Rep</b>	<b>Incumbent</b>	<b>100</b>

<b>Duchesne</b> Population 18,607			
Candidate	Party	Status	Vote Percent
<b>S. Foote</b>	<b>Rep</b>	<b>Incumbent</b>	<b>100</b>

<b>Emery</b> Population 10,976			
Candidate	Party	Status	Vote Percent
<b>M. Olsen</b>	<b>N/A</b>	<b>Open Seat</b>	<b>100</b>

<b>Garfield</b> Population 5,172			
Candidate	Party	Status	Vote Percent
<b>B. Huntington</b>	<b>Rep</b>	<b>Incumbent</b>	<b>100</b>

<b>Grand</b> Population 9,225			
Candidate	Party	Status	Vote Percent
<b>K.A. Fitzgerald</b>	<b>N/A</b>	<b>Incumbent</b>	<b>100</b>

<b>Iron</b> Population 46,163			
Candidate	Party	Status	Vote Percent
<b>S. Garrett</b>	<b>Rep</b>	<b>Incumbent</b>	<b>100</b>

<b>Juab</b> Population 10,246			
Candidate	Party	Status	Vote Percent
<b>J. Eldridge</b>	<b>N/A</b>	<b>Incumbent</b>	<b>100</b>

<b>Kane</b> Population 7,125			
Candidate	Party	Status	Vote Percent
<b>R. Van Dyke</b>	<b>Rep</b>	<b>Incumbent</b>	<b>100</b>

---

\* No candidate ran for local prosecutor, and so N. Lund was appointed to fill the office.

<b>Millard</b> Population 12,503			
Candidate	Party	Status	Vote Percent
<b>P. Finlinson</b>	<b>Rep</b>	<b>Open Seat</b>	<b>100</b>

<b>Morgan</b> Population 9,469			
Candidate	Party	Status	Vote Percent
<b>J. Farris</b>	<b>NP</b>	<b>Incumbent</b>	<b>100</b>

<b>Piute*</b> Population 1,556			
Candidate	Party	Status	Vote Percent
N/A	N/A	Open Seat	N/A

<b>Rich†</b> Population 2,264			
Candidate	Party	Status	Vote Percent
N/A	N/A	Open Seat	N/A

<b>Salt Lake</b> Population 1,029,655			
<b>General Election</b>			
Candidate	Party	Status	Vote Percent
<b>S. Gill</b>	<b>Dem</b>	<b>Incumbent</b>	<b>51.20</b>
S. Nelson	Rep	Challenger	48.80

<b>San Juan</b> Population 14,746			
<b>General Election</b>			
Candidate	Party	Status	Vote Percent
C. Halls	N/A	Incumbent	39.31
<b>K. Laws</b>	<b>N/A</b>	<b>Challenger</b>	<b>60.69</b>

<b>Sanpete</b> Population 27,822			
Candidate	Party	Status	Vote Percent
<b>B. Keisel</b>	<b>Rep</b>	<b>Incumbent</b>	<b>100</b>

<b>Sevier</b> Population 20,802			
Candidate	Party	Status	Vote Percent
<b>D. Eyre</b>	<b>Rep</b>	<b>Incumbent</b>	<b>100</b>

---

\* No candidate ran for local prosecutor, and so S. Burns was appointed to fill the office.

† No candidate ran for local prosecutor, and so G. Heward was appointed to fill the office.

<b>Summit</b>			
Population 36,324			
<b>General Election</b>			
Candidate	Party	Status	Vote Percent
<b>R. Hilder</b>	<b>Dem</b>	<b>Challenger</b>	<b>51.83</b>
D. Brickey	Rep	Incumbent	48.17

<b>Tooele</b>			
Population 58,218			
Candidate	Party	Status	Vote Percent
<b>D. Hogan</b>	<b>Rep</b>	<b>Incumbent</b>	<b>100</b>

<b>Uintah</b>			
Population 32,588			
Candidate	Party	Status	Vote Percent
<b>G.M. Thomas</b>	<b>Rep</b>	<b>Incumbent</b>	<b>100</b>

<b>Utah</b>			
Population 516,564			
Candidate	Party	Status	Vote Percent
<b>J. Buhman</b>	<b>Rep</b>	<b>Incumbent</b>	<b>100</b>

<b>Wasatch</b>			
Population 23,530			
Candidate	Party	Status	Vote Percent
<b>S. Sweat</b>	<b>N/A</b>	<b>Incumbent</b>	<b>100</b>

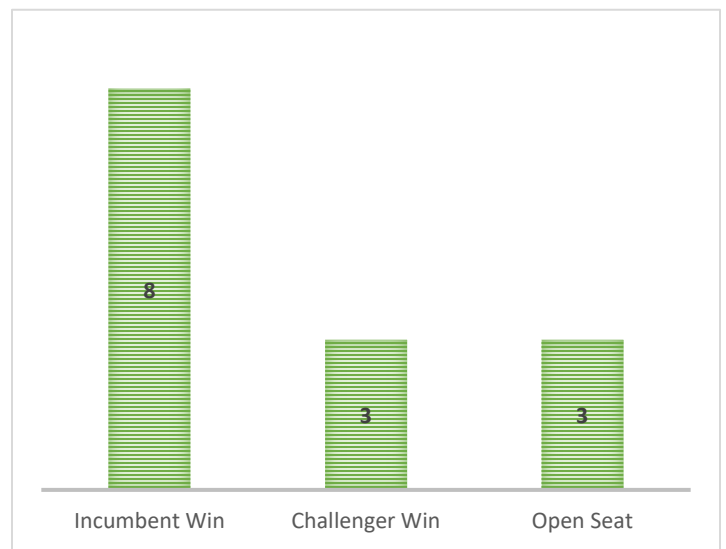
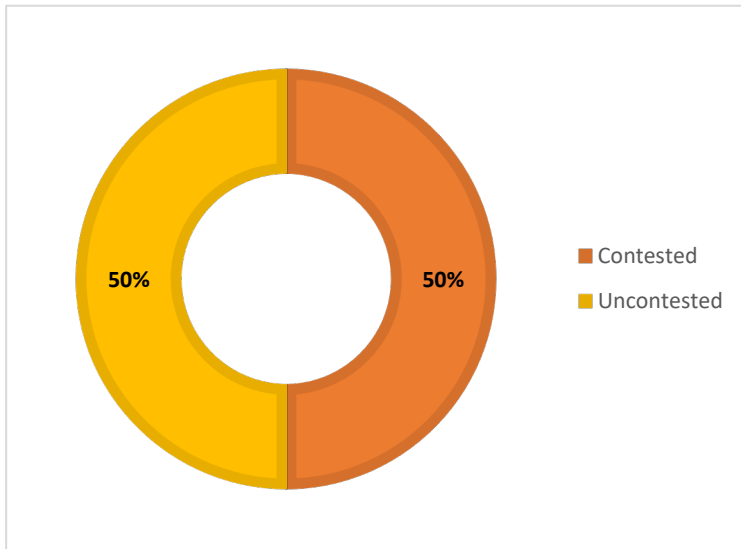
<b>Washington</b>			
Population 138,115			
Candidate	Party	Status	Vote Percent
<b>B. Belnap</b>	<b>N/A</b>	<b>Incumbent</b>	<b>100</b>

<b>Wayne</b>			
Population 2,778			
<b>Primary Election</b>			
Candidate	Party	Status	Vote Percent
<b>L. McCartney</b>	<b>N/A</b>	<b>Challenger</b>	<b>67.27</b>
D. Van Dyke	N/A	Incumbent	32.73

<b>Weber</b>			
Population 231,236			
Candidate	Party	Status	Vote Percent
<b>C. Allred</b>	<b>Rep</b>	<b>Open Seat</b>	<b>100</b>

## Vermont

Vermont elects 14 state's attorneys in partisan elections. The state's attorneys serve four year terms, and they preside over a single county. The data in this report comes from the 2014 election.



### District Overview

Addison			
Population 36,821			
Candidate	Party	Status	Vote Percent
<b>D. Fenster</b>	<b>Rep</b>	<b>Incumbent</b>	<b>99</b>

Bennington			
Population 37,125			
General Election			
Candidate	Party	Status	Vote Percent
K. Rambold	Ind	Challenger	40.6
<b>E. Marthage</b>	<b>Dem</b>	<b>Incumbent</b>	<b>59.3</b>

Caledonia			
Population 31,227			
Candidate	Party	Status	Vote Percent
<b>L. Warren</b>	<b>Rep</b>	<b>Incumbent</b>	<b>99.6</b>

Chittenden			
Population 156,545			
Candidate	Party	Status	Vote Percent
<b>T. Donovan</b>	<b>Dem</b>	<b>Incumbent</b>	<b>100</b>

<b>Essex</b>			
Population 6,306			
<b>Primary Election</b>			
Candidate	Party	Status	Vote Percent
J. Woolard	Rep	Challenger	46.6
<b>V. Illuzzi</b>	<b>Rep</b>	<b>Incumbent</b>	<b>53.3</b>

<b>Franklin</b>			
Population 47,746			
Candidate	Party	Status	Vote Percent
<b>J. Hughes</b>	<b>Rep</b>	<b>Incumbent</b>	<b>100</b>

<b>Grand Isle</b>			
Population 6,970			
<b>Primary Election</b>			
Candidate	Party	Status	Vote Percent
<b>D. Disabito</b>	<b>Dem</b>	<b>Challenger</b>	<b>58.1</b>
D. Miller	Dem	Incumbent	41.7

<b>Lamoille</b>			
Population 24,475			
<b>Primary Election</b>			
Candidate	Party	Status	Vote Percent
C. Moll	Dem	Open Seat	34.9
<b>P. Finnerty</b>	<b>Dem</b>	<b>Open Seat</b>	<b>64.3</b>

<b>Orange</b>			
Population 28,936			
Candidate	Party	Status	Vote Percent
<b>W. Porter</b>	<b>Rep</b>	<b>Incumbent</b>	<b>99</b>

<b>Orleans</b>			
Population 27,231			
<b>Primary Election</b>			
Candidate	Party	Status	Vote Percent
A. Franklin	Rep	Open Seat	39.9
<b>J. Barrett</b>	<b>Rep</b>	<b>Open Seat</b>	<b>58.7</b>
<b>General Election</b>			
<b>J. Barrett</b>	<b>Rep</b>	<b>Open Seat</b>	<b>50.4</b>
J. Lillicrap	Dem	Open Seat	30.4
B. Luna	Ind	Open Seat	19.2

<b>Rutland</b>			
Population 61,642			
<b>General Election</b>			
Candidate	Party	Status	Vote Percent
<b>R. Kennedy</b>	<b>Dem</b>	<b>Challenger</b>	<b>51.3</b>
M. Brierre	Rep	Incumbent	48.6



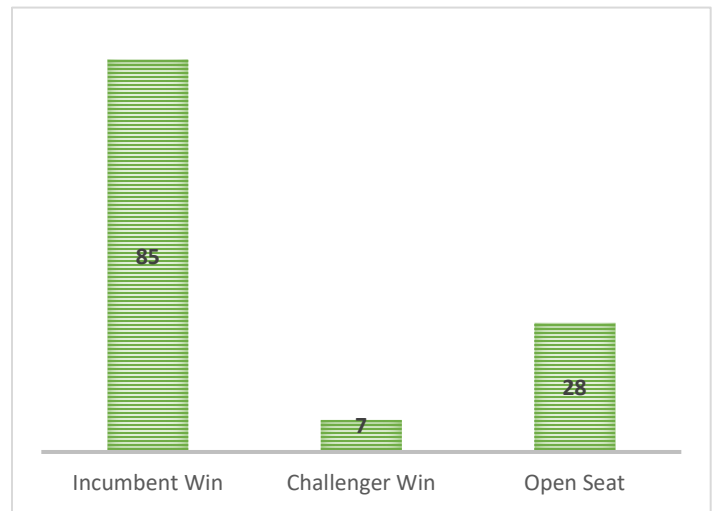
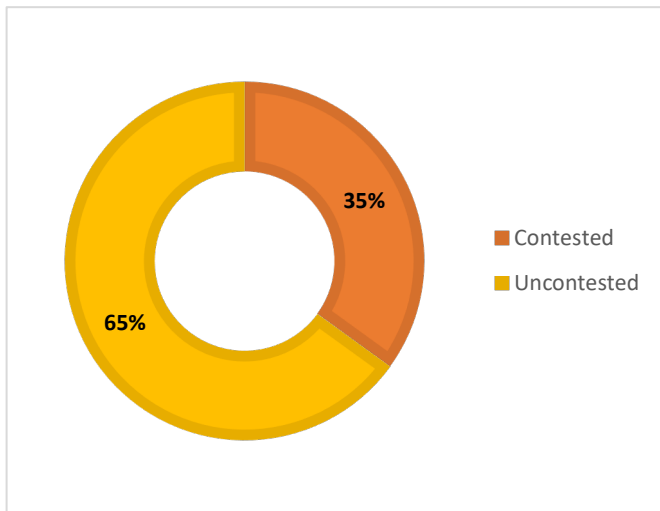
<b>Washington</b>			
Population 59,534			
<b>General Election</b>			
Candidate	Party	Status	Vote Percent
<b>S. Williams</b>	<b>Dem</b>	<b>Challenger</b>	<b>53.9</b>
T. Kelly	Rep	Incumbent	46.1

<b>Windham</b>			
Population 44,513			
Candidate	Party	Status	Vote Percent
<b>T. Shriver</b>	<b>Dem</b>	<b>Incumbent</b>	<b>99.9</b>

<b>Windsor</b>			
Population 56,670			
Candidate	Party	Status	Vote Percent
<b>M. Kainen</b>	<b>Dem</b>	<b>Open Seat</b>	<b>100</b>

# Virginia

Virginia elects its 121 commonwealth's attorneys in partisan elections. The commonwealth attorneys serve four year terms, and they preside over a single county. In addition, there are 26 cities in Virginia that have their own commonwealth attorneys. Virginia does not require unopposed candidates to appear on the ballot in the primary election. The data in this report comes from elections held in 2015, 2016, and 2017.



## District Overview

Accomack			
Population 33,164			
General Election			
Candidate	Party	Status	Vote Percent
J. Morgan	Ind	Challenger	41.4
M. Brenner	Rep	Incumbent	31.5
C. Bundick	Ind	Challenger	26.9

Albemarle			
Population 98,970			
General Election			
Candidate	Party	Status	Vote Percent
R. Tracci	Rep	Challenger	51
D. Lunsford	Dem	Incumbent	48.7

Alexandria City			
Population 139,966			
Candidate	Party	Status	Vote Percent
B. Porter	Dem	Incumbent	97.55

Alleghany/Covington City Population 16,250			
Candidate	Party	Status	Vote Percent
<b>E. Stein</b>	<b>Ind</b>	<b>Incumbent</b>	<b>98.81</b>

Amelia Population 12,690			
Candidate	Party	Status	Vote Percent
<b>L. Harrison</b>	<b>Ind</b>	<b>Incumbent</b>	<b>94.1</b>

Amherst Population 32,353			
Candidate	Party	Status	Vote Percent
<b>W. Carver</b>	<b>Ind</b>	<b>Open Seat</b>	<b>99.4</b>

Appomattox Population 14,973			
Candidate	Party	Status	Vote Percent
<b>D. Puckett</b>	<b>Ind</b>	<b>Incumbent</b>	<b>97.4</b>

Arlington/Falls Church City Population 207,627			
Candidate	Party	Status	Vote Percent
<b>T. Stamos</b>	<b>Dem</b>	<b>Incumbent</b>	<b>97.62</b>

Augusta Population 73,750			
General Election			
Candidate	Party	Status	Vote Percent
<b>T. Martin</b>	<b>Rep</b>	<b>Challenger</b>	<b>62.6</b>
A. Ervin	Ind	Incumbent	37.3

Bath Population 4,731			
Candidate	Party	Status	Vote Percent
<b>J. Singleton</b>	<b>Ind</b>	<b>Incumbent</b>	<b>99.6</b>

Bedford Population 68,676			
Candidate	Party	Status	Vote Percent
<b>W. Nance</b>	<b>Rep</b>	<b>Open Seat</b>	<b>98.5</b>

Bland Population 6,824			
Candidate	Party	Status	Vote Percent
<b>P. White</b>	<b>Rep</b>	<b>Open Seat</b>	<b>98.9</b>

<b>Botetourt</b>			
Population 33,148			
Candidate	Party	Status	Vote Percent
<b>J. Branscom</b>	<b>Rep</b>	<b>Incumbent</b>	<b>99.1</b>

<b>Bristol City</b>			
Population 17,835			
Candidate	Party	Status	Vote Percent
<b>J. Wolfe</b>	<b>Rep</b>	<b>Incumbent</b>	<b>97.93</b>

<b>Brunswick</b>			
Population 17,434			
Candidate	Party	Status	Vote Percent
<b>L. Green</b>	<b>Ind</b>	<b>Incumbent</b>	<b>98.4</b>

<b>Buchanan</b>			
Population 24,098			
<b>General Election</b>			
Candidate	Party	Status	Vote Percent
K. Hibbitts	Rep	Challenger	35.5
<b>G. Arrington</b>	<b>Dem</b>	<b>Incumbent</b>	<b>64.4</b>

<b>Buckingham</b>			
Population 17,146			
Candidate	Party	Status	Vote Percent
<b>E. Wright</b>	<b>Ind</b>	<b>Incumbent</b>	<b>97.9</b>

<b>Buena Vista City</b>			
Population 6,650			
<b>General Election</b>			
Candidate	Party	Status	Vote Percent
J. Moon	Rep	Challenger	45.22
<b>C. Russell</b>	<b>Ind</b>	<b>Incumbent</b>	<b>54.71</b>

<b>Campbell</b>			
Population 54,842			
Candidate	Party	Status	Vote Percent
<b>P. McAndrews</b>	<b>Ind</b>	<b>Incumbent</b>	<b>98.9</b>

<b>Caroline</b>			
Population 28,545			
Candidate	Party	Status	Vote Percent
<b>J. Mahoney</b>	<b>Ind</b>	<b>Open Seat</b>	<b>66.9</b>

<b>Carroll</b>			
Population 30,042			
Candidate	Party	Status	Vote Percent
<b>N. Lyons</b>	<b>Rep</b>	<b>Incumbent</b>	<b>99</b>

<b>Charles City</b> Population 7,256			
<b>General Election</b>			
Candidate	Party	Status	Vote Percent
W. Orrell	Ind	Challenger	18.7
<b>R. Tyler</b>	<b>Ind</b>	<b>Incumbent</b>	<b>81.2</b>

<b>Charlotte</b> Population 12,586			
Candidate	Party	Status	Vote Percent
<b>W. Green</b>	<b>Ind</b>	<b>Incumbent</b>	<b>99.4</b>

<b>Charlottesville City</b> Population 43,475			
<b>Primary Election</b>			
Candidate	Party	Status	Vote Percent
<b>J. Platania</b>	<b>Dem</b>	<b>Open Seat</b>	<b>62.2</b>
J. Fogel	Dem	Open Seat	37.8

<b>Chesapeake City</b> Population 222,209			
<b>General Election</b>			
Candidate	Party	Status	Vote Percent
C. Falk	Ind	Challenger	27.2
<b>N. Parr</b>	<b>Rep</b>	<b>Incumbent</b>	<b>72.2</b>

<b>Chesterfield</b> Population 316,236			
Candidate	Party	Status	Vote Percent
<b>W. Davenport</b>	<b>Rep</b>	<b>Incumbent</b>	<b>98.5</b>

<b>Clarke</b> Population 14,034			
Candidate	Party	Status	Vote Percent
<b>A. Williams</b>	<b>N/A</b>	<b>Open Seat</b>	<b>98.1</b>

<b>Colonial Heights City</b> Population 17,411			
Candidate	Party	Status	Vote Percent
<b>A. Collins</b>	<b>N/A</b>	<b>Open Seat</b>	<b>98.59</b>

<b>Craig</b> Population 5,190			
Candidate	Party	Status	Vote Percent
<b>T. Cox</b>	<b>Ind</b>	<b>Incumbent</b>	<b>97.2</b>

<b>Culpeper</b> Population 46,689			
<b>General Election</b>			
Candidate	Party	Status	Vote Percent
<b>P. Walther</b>	<b>Rep</b>	<b>Challenger</b>	<b>51.3</b>
M. Chernin	Ind	Challenger	16
M. Frederick	Ind	Incumbent	32.6

<b>Cumberland</b> Population 10,052			
Candidate	Party	Status	Vote Percent
<b>P. Scales</b>	<b>Dem</b>	<b>Incumbent</b>	<b>97.9</b>

<b>Danville City</b> Population 43,055			
Candidate	Party	Status	Vote Percent
<b>M. Newman</b>	<b>Ind</b>	<b>Incumbent</b>	<b>99.4</b>

<b>Dickenson</b> Population 15,903			
Candidate	Party	Status	Vote Percent
<b>C. Baker</b>	<b>Dem</b>	<b>Open Seat</b>	<b>98.4</b>

<b>Dinwiddie</b> Population 28,001			
Candidate	Party	Status	Vote Percent
<b>A. Baskervill</b>	<b>Ind</b>	<b>Open Seat</b>	<b>55.9</b>

<b>Essex</b> Population 11,151			
Candidate	Party	Status	Vote Percent
<b>V. Donoghue</b>	<b>Rep</b>	<b>Incumbent</b>	<b>99.2</b>

<b>Fairfax</b> Population 1,081,726			
Candidate	Party	Status	Vote Percent
<b>R. Morrogh</b>	<b>Dem</b>	<b>Incumbent</b>	<b>96.8</b>

<b>Fauquier</b> Population 65,203			
Candidate	Party	Status	Vote Percent
<b>J. Fisher</b>	<b>Rep</b>	<b>Incumbent</b>	<b>98.8</b>

<b>Floyd</b> Population 15,279			
Candidate	Party	Status	Vote Percent
<b>E. Branscom</b>	<b>Rep</b>	<b>Open Seat</b>	<b>98.7</b>

<b>Fluvanna</b> Population 25,691			
Candidate	Party	Status	Vote Percent
<b>J. Haislip</b>	<b>Ind</b>	<b>Incumbent</b>	<b>99.2</b>

<b>Franklin</b> Population 55,159			
<b>General Election</b>			
Candidate	Party	Status	Vote Percent
<b>A. Dudley</b>	<b>Ind</b>	<b>Open Seat</b>	<b>42.9</b>
R. Deatherage	Ind	Open Seat	28.5
P. Nix	Ind	Open Seat	28.5

<b>Frederick</b> Population 78,305			
Candidate	Party	Status	Vote Percent
<b>R. Spicer</b>	<b>Dem</b>	<b>Incumbent</b>	<b>99</b>

<b>Fredericksburg City</b> Population 24,286			
Candidate	Party	Status	Vote Percent
<b>L. Jenkins</b>	<b>Ind</b>	<b>Incumbent</b>	<b>97.5</b>

<b>Giles</b> Population 17,286			
Candidate	Party	Status	Vote Percent
<b>R. Lilly</b>	<b>Ind</b>	<b>Incumbent</b>	<b>99.2</b>

<b>Gloucester</b> Population 36,858			
Candidate	Party	Status	Vote Percent
<b>H. Smith</b>	<b>Rep</b>	<b>Incumbent</b>	<b>98.7</b>

<b>Goochland</b> Population 21,717			
Candidate	Party	Status	Vote Percent
<b>D. Caudill</b>	<b>Rep</b>	<b>Open Seat</b>	<b>97.3</b>

<b>Grayson</b> Population 15,533			
<b>General Election</b>			
Candidate	Party	Status	Vote Percent
R. Brooks	Rep	Challenger	30.43
<b>D. Vaught</b>	<b>Ind</b>	<b>Incumbent</b>	<b>62.19</b>

<b>Greene</b> Population 18,403			
Candidate	Party	Status	Vote Percent
<b>R. Morris</b>	<b>Ind</b>	<b>Incumbent</b>	<b>99.2</b>

Greenville/Emporia City Population 12,243			
Candidate	Party	Status	Vote Percent
<b>P. Watson</b>	<b>Ind</b>	<b>Incumbent</b>	<b>99.46</b>

Halifax Population 36,241			
Candidate	Party	Status	Vote Percent
<b>T. Martin</b>	<b>Ind</b>	<b>Incumbent</b>	<b>98.9</b>

Hampton City Population 137,436			
General Election			
Candidate	Party	Status	Vote Percent
N. Hobbs	NP	Challenger	31.84
<b>A. Bell</b>	<b>Dem</b>	<b>Incumbent</b>	<b>67.72</b>

Hanover Population 99,863			
Primary Election			
Candidate	Party	Status	Vote Percent
E. Vaughn	Rep	Challenger	23.7
<b>T. Chalkley</b>	<b>Rep</b>	<b>Incumbent</b>	<b>76.3</b>

Henrico Population 306,935			
Primary Election			
Candidate	Party	Status	Vote Percent
<b>T. Pham</b>	<b>Rep</b>	<b>Challenger</b>	<b>40.8</b>
J. Everhart	Rep	Challenger	40.5
S. Dillon	Rep	Challenger	18.7
General Election			
T. Pham	Rep	Challenger	43.8
<b>S. Taylor</b>	<b>Dem</b>	<b>Incumbent</b>	<b>55.9</b>

Henry Population 54,151			
Candidate	Party	Status	Vote Percent
<b>M. Nester</b>	<b>Ind</b>	<b>Incumbent</b>	<b>99.3</b>

Highland Population 2,321			
Candidate	Party	Status	Vote Percent
<b>M. Dowd</b>	<b>Ind</b>	<b>Incumbent</b>	<b>96.6</b>



<b>Hopewell City</b> Population 22,591			
Candidate	Party	Status	Vote Percent
<b>R. Newman</b>	<b>Ind</b>	<b>Incumbent</b>	<b>97.56</b>

<b>Isle of Wight</b> Population 35,270			
<b>General Election</b>			
Candidate	Party	Status	Vote Percent
<b>G. Phillips</b>	<b>Ind</b>	<b>Open Seat</b>	<b>60.9</b>
J. Stanton	Ind	Open Seat	38.9

<b>James City/Williamsburg City</b> Population 67,009			
Candidate	Party	Status	Vote Percent
<b>N. Green</b>	<b>Rep</b>	<b>Incumbent</b>	<b>98.72</b>

<b>King and Queen</b> Population 6,945			
Candidate	Party	Status	Vote Percent
<b>C. Adkins</b>	<b>Ind</b>	<b>Incumbent</b>	<b>99.7</b>

<b>King George</b> Population 23,584			
Candidate	Party	Status	Vote Percent
<b>K. Gusmann</b>	<b>Ind</b>	<b>Incumbent</b>	<b>98.2</b>

<b>King William</b> Population 15,935			
Candidate	Party	Status	Vote Percent
<b>M. Kite</b>	<b>Ind</b>	<b>Incumbent</b>	<b>98.3</b>

<b>Lancaster</b> Population 11,391			
<b>General Election</b>			
Candidate	Party	Status	Vote Percent
<b>J. Smith</b>	<b>Ind</b>	<b>Open Seat</b>	<b>52.1</b>
R. Cunningham	Rep	Open Seat	47

<b>Lee</b> Population 25,587			
<b>General Election</b>			
Candidate	Party	Status	Vote Percent
<b>H. Cridlin</b>	<b>Dem</b>	<b>Open Seat</b>	<b>53.7</b>
S. Munsey	Rep	Open Seat	46.3

<b>Loudoun</b>			
Population 312,311			
<b>General Election</b>			
Candidate	Party	Status	Vote Percent
R. Ohneiser	Dem	Challenger	40.5
<b>J. Plowman</b>	<b>Rep</b>	<b>Incumbent</b>	<b>59.3</b>

<b>Louisa</b>			
Population 33,153			
Candidate	Party	Status	Vote Percent
<b>R. McGuire</b>	<b>Rep</b>	<b>Incumbent</b>	<b>97.7</b>

<b>Lunenburg</b>			
Population 12,914			
Candidate	Party	Status	Vote Percent
<b>R. Clement</b>	<b>Ind</b>	<b>Incumbent</b>	<b>98.7</b>

<b>Lynchburg City</b>			
Population 75,568			
<b>Primary Election</b>			
Candidate	Party	Status	Vote Percent
<b>B. Harrison</b>	<b>Rep</b>	<b>Open Seat</b>	<b>66.2</b>
T. Griffin	Rep	Open Seat	33.8
<b>General Election</b>			
C. Hutcherson	Dem	Open Seat	34.4
<b>B. Harrison</b>	<b>Rep</b>	<b>Open Seat</b>	<b>65.26</b>

<b>Madison</b>			
Population 13,308			
<b>General Election</b>			
Candidate	Party	Status	Vote Percent
<b>C. Berry</b>	<b>Ind</b>	<b>Open Seat</b>	<b>63.1</b>
J. Reid	Ind	Open Seat	36.9

<b>Martinsville City</b>			
Population 13,821			
<b>General Election</b>			
Candidate	Party	Status	Vote Percent
J. Ziglar	Ind	Challenger	39.7
<b>H. Gravely</b>	<b>Ind</b>	<b>Incumbent</b>	<b>60.03</b>

<b>Mathews</b>			
Population 8,978			
Candidate	Party	Status	Vote Percent
<b>T. Bowen</b>	<b>Ind</b>	<b>Incumbent</b>	<b>99.6</b>

<b>Mecklenburg</b> Population 32,727			
Candidate	Party	Status	Vote Percent
<b>A. Nash</b>	<b>Ind</b>	<b>Open Seat</b>	<b>98.4</b>

<b>Middlesex</b> Population 10,959			
<b>General Election</b>			
Candidate	Party	Status	Vote Percent
D. Eberline	Ind	Challenger	26.3
<b>M. Hurd</b>	<b>Ind</b>	<b>Incumbent</b>	<b>51.8</b>

<b>Montgomery</b> Population 94,392			
Candidate	Party	Status	Vote Percent
<b>M. Pettitt</b>	<b>Rep</b>	<b>Incumbent</b>	<b>98.7</b>

<b>Nelson</b> Population 15,020			
<b>General Election</b>			
Candidate	Party	Status	Vote Percent
<b>D. Rutherford</b>	<b>Rep</b>	<b>Open Seat</b>	<b>39.2</b>
H. Goodwin	Ind	Open Seat	34.4
J. Gress	Dem	Open Seat	26.2

<b>New Kent</b> Population 18,429			
Candidate	Party	Status	Vote Percent
<b>C. Gregory</b>	<b>Ind</b>	<b>Incumbent</b>	<b>99.3</b>

<b>Newport News City</b> Population 180,719			
Candidate	Party	Status	Vote Percent
<b>H. Gwynn</b>	<b>Dem</b>	<b>Incumbent</b>	<b>98.4</b>

<b>Norfolk City</b> Population 242,803			
<b>Primary Election</b>			
Candidate	Party	Status	Vote Percent
R. Batliner	Dem	Challenger	32
S.W. Dawson	Dem	Challenger	24.4
<b>G. Underwood</b>	<b>Dem</b>	<b>Incumbent</b>	<b>43.6</b>

<b>Northampton</b> Population 12,389			
<b>General Election</b>			
Candidate	Party	Status	Vote Percent
G. Dunham	Ind	Challenger	40.3
<b>B. Jones</b>	<b>Ind</b>	<b>Incumbent</b>	<b>59.7</b>

Northumberland Population 12,330			
Candidate	Party	Status	Vote Percent
<b>J. Wrightson</b>	<b>Ind</b>	<b>Incumbent</b>	<b>99.3</b>

Nottoway Population 15,853			
Candidate	Party	Status	Vote Percent
<b>T. Royall</b>	<b>Ind</b>	<b>Incumbent</b>	<b>99.3</b>

Orange Population 33,481			
Candidate	Party	Status	Vote Percent
<b>D. Wheeler O'Connell</b>	<b>Ind</b>	<b>Incumbent</b>	<b>98.5</b>

Page Population 24,042			
Candidate	Party	Status	Vote Percent
<b>K. Alger II</b>	<b>Rep</b>	<b>Incumbent</b>	<b>99.2</b>

Patrick Population 18,490			
Candidate	Party	Status	Vote Percent
<b>S. Vipperman</b>	<b>Ind</b>	<b>Incumbent</b>	<b>99.5</b>

Petersburg City Population 32,420			
Primary Election			
Candidate	Party	Status	Vote Percent
<b>C. Wilson</b>	<b>Dem</b>	<b>Open Seat</b>	<b>73.3</b>
L. Parker	Dem	Open Seat	26.7

Pittsylvania Population 63,506			
Candidate	Party	Status	Vote Percent
<b>R. Haskins</b>	<b>Rep</b>	<b>Incumbent</b>	<b>99.5</b>

Portsmouth City Population 95,535			
General Election			
Candidate	Party	Status	Vote Percent
<b>S. Morales</b>	<b>Dem</b>	<b>Incumbent</b>	<b>62.89</b>
T.J. Wright	Ind	Challenger	36.79

<b>Powhatan</b> Population 28,046			
<b>General Election</b>			
Candidate	Party	Status	Vote Percent
<b>R. Cox</b>	<b>Ind</b>	<b>Open Seat</b>	<b>88.8</b>
J. Moore	Ind	Open Seat	11.2

<b>Prince Edward</b> Population 23,368			
<b>Primary Election</b>			
Candidate	Party	Status	Vote Percent
<b>M. Clark</b>	<b>Dem</b>	<b>Open Set</b>	<b>52.8</b>
B. Butler	Dem	Open Seat	47.2

<b>Prince George</b> Population 35,725			
<b>General Election</b>			
Candidate	Party	Status	Vote Percent
<b>S. Fierro</b>	<b>Rep</b>	<b>Challenger</b>	<b>50.7</b>
J. Paul	Ind	Incumbent	49.2

<b>Prince William</b> Population 454,096			
<b>General Election</b>			
Candidate	Party	Status	Vote Percent
M. May	Rep	Challenger	46.13
<b>P. Ebert</b>	<b>Dem</b>	<b>Incumbent</b>	<b>53.58</b>

<b>Pulaski</b> Population 34,872			
Candidate	Party	Status	Vote Percent
<b>K. Fleenor</b>	<b>Dem</b>	<b>Incumbent</b>	<b>98.8</b>

<b>Radford City</b> Population 16,408			
Candidate	Party	Status	Vote Percent
<b>C. Rehak</b>	<b>Dem</b>	<b>Incumbent</b>	<b>95.08</b>

<b>Rappahannock</b> Population 7,373			
Candidate	Party	Status	Vote Percent
<b>A. Goff</b>	<b>Ind</b>	<b>Incumbent</b>	<b>94.5</b>

<b>Richmond</b> Population 9,254			
<b>General Election</b>			
Candidate	Party	Status	Vote Percent
<b>E. Tribble</b>	<b>Ind</b>	<b>Open Seat</b>	<b>80.2</b>
J. Monroe	Ind	Open Seat	19.4

<b>Richmond City</b> Population 204,214			
Candidate	Party	Status	Vote Percent
<b>M. Herring</b>	<b>Dem</b>	<b>Incumbent</b>	<b>97.87</b>

<b>Roanoke</b> Population 92,376			
Candidate	Party	Status	Vote Percent
<b>E. Leach</b>	<b>Rep</b>	<b>Incumbent</b>	<b>99</b>

<b>Roanoke City</b> Population 97,032			
<b>General Election</b>			
Candidate	Party	Status	Vote Percent
M. Hill	Dem	Challenger	36.61
<b>D. Caldwell</b>	<b>Ind</b>	<b>Incumbent</b>	<b>63.38</b>

<b>Rockbridge/Lexington City</b> Population 22,307			
<b>General Election</b>			
Candidate	Party	Status	Vote Percent
<b>C. Billias</b>	<b>Rep</b>	<b>Open Seat</b>	<b>56.39</b>
J. Elrod	Ind	Open Seat	43.53

<b>Rockingham/ Harrisonburg City</b> Population 76,314			
Candidate	Party	Status	Vote Percent
<b>M. Garst</b>	<b>Rep</b>	<b>Incumbent</b>	<b>97.08</b>

<b>Russell</b> Population 28,897			
Candidate	Party	Status	Vote Percent
<b>B. Patton</b>	<b>Dem</b>	<b>Incumbent</b>	<b>99.2</b>

<b>Salem City</b> Population 24,802			
Candidate	Party	Status	Vote Percent
<b>T. Bowers</b>	<b>Ind</b>	<b>Incumbent</b>	<b>98.54</b>

<b>Scott</b> Population 23,177			
<b>General Election</b>			
Candidate	Party	Status	Vote Percent
B. Glenn	Dem	Challenger	29.9
<b>M. McClung</b>	<b>Rep</b>	<b>Incumbent</b>	<b>70</b>

<b>Shenandoah</b>			
Population 41,993			
<b>General Election</b>			
Candidate	Party	Status	Vote Percent
C. Logan	Rep	Challenger	47.4
<b>A. Wiseley</b>	<b>Ind</b>	<b>Incumbent</b>	<b>52.4</b>

<b>Smyth</b>			
Population 32,208			
Candidate	Party	Status	Vote Percent
<b>R. Evans</b>	<b>Dem</b>	<b>Incumbent</b>	<b>99</b>

<b>Southampton/Franklin City</b>			
Population 18,570			
Candidate	Party	Status	Vote Percent
<b>E. Cooke</b>	<b>Dem</b>	<b>Incumbent</b>	<b>98.58</b>

<b>Spotsylvania</b>			
Population 122,397			
<b>General Election</b>			
Candidate	Party	Status	Vote Percent
<b>T. Bird</b>	<b>Rep</b>	<b>Challenger</b>	<b>50.1</b>
W. Neely	Ind	Incumbent	49.7

<b>Stafford</b>			
Population 128,961			
<b>Primary Election</b>			
Candidate	Party	Status	Vote Percent
<b>W. Olsen</b>	<b>Rep</b>	<b>Incumbent</b>	<b>59.1</b>
J. Pelt	Rep	Challenger	40.9
<b>General Election</b>			
T. Barbrow	Dem	Challenger	35.4
<b>W. Olsen</b>	<b>Rep</b>	<b>Incumbent</b>	<b>64.3</b>

<b>Staunton City</b>			
Population 23,746			
Candidate	Party	Status	Vote Percent
<b>R. Robertson</b>	<b>Dem</b>	<b>Incumbent</b>	<b>98.55</b>

<b>Suffolk City</b>			
Population 84,585			
Candidate	Party	Status	Vote Percent
<b>C. Ferguson</b>	<b>Ind</b>	<b>Incumbent</b>	<b>98.11</b>

<b>Surry</b>			
Population 7,058			
<b>General Election</b>			
Candidate	Party	Status	Vote Percent
<b>D. Davis</b>	<b>Ind</b>	<b>Open Seat</b>	<b>72</b>
H. Thompson	Ind	Open Seat	27.9

<b>Sussex</b>			
Population 12,087			
Candidate	Party	Status	Vote Percent
<b>L. Ramsey</b>	<b>Ind</b>	<b>Incumbent</b>	<b>98.8</b>

<b>Tazewell</b>			
Population 45,078			
<b>General Election</b>			
Candidate	Party	Status	Vote Percent
<b>M. Dennis</b>	<b>Dem</b>	<b>Open Seat</b>	<b>60.2</b>
F. Neo	Rep	Open Seat	39.4

<b>Virginia Beach City</b>			
Population 437,994			
Candidate	Party	Status	Vote Percent
<b>C. Stolle</b>	<b>Rep</b>	<b>Incumbent</b>	<b>96.64</b>

<b>Warren</b>			
Population 37,575			
Candidate	Party	Status	Vote Percent
<b>B. Madden</b>	<b>Rep</b>	<b>Incumbent</b>	<b>98.3</b>

<b>Washington</b>			
Population 54,876			
<b>General Election</b>			
Candidate	Party	Status	Vote Percent
<b>J. Cumbrow</b>	<b>Dem</b>	<b>Challenger</b>	<b>53</b>
N. Price	Rep	Incumbent	46.9

<b>Waynesboro City</b>			
Population 21,006			
Candidate	Party	Status	Vote Percent
<b>D. Ledbetter</b>	<b>Ind</b>	<b>Open Seat</b>	<b>98.5</b>

<b>Westmoreland</b>			
Population 17,454			
Candidate	Party	Status	Vote Percent
<b>J. Sichol</b>	<b>Ind</b>	<b>Incumbent</b>	<b>99.4</b>



<b>Winchester City</b> Population 26,203			
Candidate	Party	Status	Vote Percent
<b>M. Abrams</b>	<b>Ind</b>	<b>Incumbent</b>	<b>98.56</b>

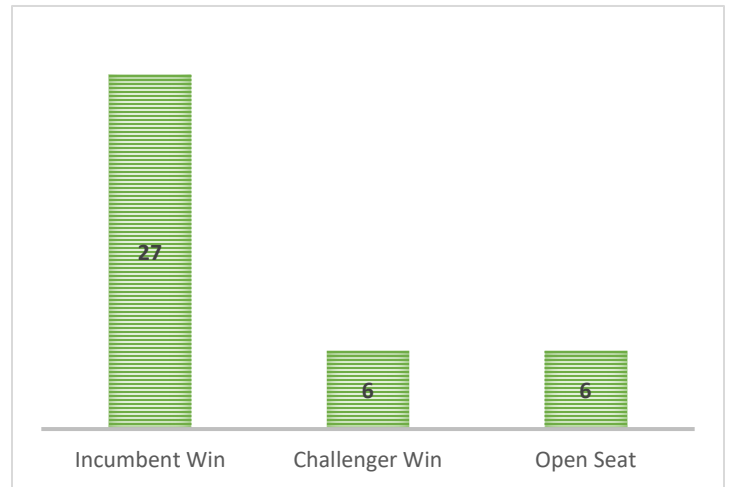
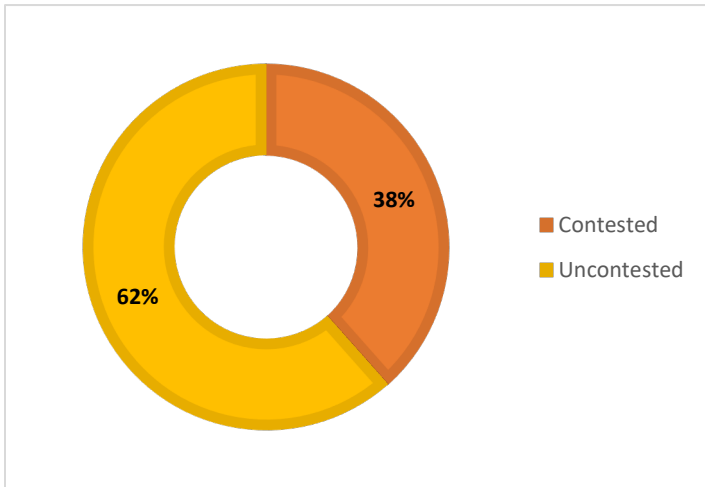
<b>Wise/Norton City</b> Population 41,452			
<b>General Election</b>			
Candidate	Party	Status	Vote Percent
<b>C. Slemp</b>	<b>Rep</b>	<b>Open Seat</b>	<b>57.64</b>
G. Gilliam	Dem	Open Seat	20.85
A. Collins	Ind	Open Seat	20.85

<b>Wythe</b> Population 29,235			
Candidate	Party	Status	Vote Percent
<b>G. Mabe</b>	<b>Rep</b>	<b>Incumbent</b>	<b>99</b>

<b>York/Poquoson City</b> Population 65,464			
Candidate	Party	Status	Vote Percent
<b>B. Hahn</b>	<b>Rep</b>	<b>Incumbent</b>	<b>98.61</b>

## Washington

Washington elects 39 prosecuting attorneys in partisan elections. The prosecuting attorneys serve four year terms, and they preside over a single county. The data in this report comes from the 2014 election.



### District Overview

Adams Population 18,728			
Candidate	Party	Status	Vote Percent
<b>R. Flyckt</b>	<b>Rep</b>	<b>Incumbent</b>	<b>100</b>

Asotin Population 21,623			
Candidate	Party	Status	Vote Percent
<b>B. Nichols</b>	<b>NP</b>	<b>Incumbent</b>	<b>100</b>

Benton Population 175,177			
Candidate	Party	Status	Vote Percent
<b>A. Miller</b>	<b>Dem</b>	<b>Incumbent</b>	<b>100</b>

Chelan Population 72,453			
Candidate	Party	Status	Vote Percent
<b>D. Shae</b>	<b>Rep</b>	<b>Incumbent</b>	<b>100</b>

Clallam Population 71,404			
General Election			
Candidate	Party	Status	Vote Percent
<b>M. Nichols</b>	<b>Rep</b>	<b>Open Seat</b>	<b>52.3</b>
W. Payne	Rep	Open Seat	47.7

<b>Clark</b>			
Population 425,363			
<b>General Election</b>			
Candidate	Party	Status	Vote Percent
<b>A. Golik</b>	<b>Dem</b>	<b>Incumbent</b>	<b>54.4</b>
J. Townsend	Rep	Challenger	45.6

<b>Columbia</b>			
Population 4,078			
<b>General Election</b>			
Candidate	Party	Status	Vote Percent
<b>R. Culwell</b>	<b>NP</b>	<b>Incumbent</b>	<b>57</b>
R. Lewis	NP	Challenger	43

<b>Cowlitz</b>			
Population 102,410			
<b>General Election</b>			
Candidate	Party	Status	Vote Percent
<b>R. Jurvakainen</b>	<b>Ind</b>	<b>Challenger</b>	<b>53.6</b>
S. Baur	Dem	Incumbent	46.4

<b>Douglas</b>			
Population 38,431			
Candidate	Party	Status	Vote Percent
<b>S. Clem</b>	<b>NP</b>	<b>Incumbent</b>	<b>100</b>

<b>Ferry</b>			
Population 7,551			
<b>Primary Election</b>			
Candidate	Party	Status	Vote Percent
C. O. Wood	Ind	Open Seat	18.4
<b>E. Paulsen</b>	<b>Rep</b>	<b>Open Seat</b>	<b>59.7</b>
J. von Sauer	Rep	Open Seat	22
<b>General Election</b>			
<b>E. Paulsen</b>	<b>Rep</b>	<b>Open Seat</b>	<b>74.3</b>
J. von Sauer	Rep	Open Seat	25.7

<b>Franklin</b>			
Population 78,163			
Candidate	Party	Status	Vote Percent
<b>S. Sant</b>	<b>Rep</b>	<b>Incumbent</b>	<b>100</b>

<b>Garfield</b>			
Population 2,266			
Candidate	Party	Status	Vote Percent
<b>M. Newberg</b>	<b>Rep</b>	<b>Incumbent</b>	<b>100</b>

<b>Grant</b>			
Population 89,120			
<b>General Election</b>			
Candidate	Party	Status	Vote Percent
<b>G. Dano</b>	<b>Rep</b>	<b>Challenger</b>	<b>53.4</b>
A. Lee	Rep	Incumbent	46.6

<b>Grays Harbor</b>			
Population 72,797			
<b>General Election</b>			
Candidate	Party	Status	Vote Percent
<b>K. Svoboda</b>	<b>Dem</b>	<b>Open Seat</b>	<b>52.7</b>
M. Spencer	Dem	Open Seat	47.3

<b>Island</b>			
Population 78,506			
Candidate	Party	Status	Vote Percent
<b>G. Banks</b>	<b>Dem</b>	<b>Incumbent</b>	<b>100</b>

<b>Jefferson</b>			
Population 29,872			
<b>General Election</b>			
Candidate	Party	Status	Vote Percent
<b>M. Haas</b>	<b>Dem</b>	<b>Challenger</b>	<b>62.5</b>
S. Rosekrans	Dem	Incumbent	37.5

<b>King</b>			
Population 1,931,249			
Candidate	Party	Status	Vote Percent
<b>D. Satterberg</b>	<b>Rep</b>	<b>Incumbent</b>	<b>96.9</b>

<b>Kitsap</b>			
Population 251,133			
<b>Primary Election</b>			
Candidate	Party	Status	Vote Percent
R. Scales	Dem	Challenger	15.7
<b>R. Hauge</b>	<b>Dem</b>	<b>Incumbent</b>	<b>37.5</b>
<b>T. Robinson</b>	<b>Rep</b>	<b>Challenger</b>	<b>32.5</b>
B. Danielson	Ind	Challenger	14.4
<b>General Election</b>			
R. Hauge	Dem	Incumbent	46.5
<b>T. Robinson</b>	<b>Rep</b>	<b>Challenger</b>	<b>50.5</b>

<b>Kittitas</b>			
Population 40,915			
Candidate	Party	Status	Vote Percent
<b>G. Zempel</b>	<b>Rep</b>	<b>Incumbent</b>	<b>100</b>

<b>Klickitat</b>			
Population 20,318			
<b>General Election</b>			
Candidate	Party	Status	Vote Percent
<b>D. Quesnel</b>	<b>Ind</b>	<b>Challenger</b>	<b>55.9</b>
L. Hctor	Rep	Incumbent	44.1

<b>Lewis</b>			
Population 75,455			
Candidate	Party	Status	Vote Percent
<b>J. Meyer</b>	<b>Rep</b>	<b>Incumbent</b>	<b>100</b>

<b>Lincoln</b>			
Population 10,570			
Candidate	Party	Status	Vote Percent
<b>J. Barkdull</b>	<b>Rep</b>	<b>Incumbent</b>	<b>100</b>

<b>Mason</b>			
Population 60,699			
Candidate	Party	Status	Vote Percent
<b>M. Dorcy</b>	<b>Rep</b>	<b>Incumbent</b>	<b>100</b>

<b>Okanogan</b>			
Population 41,120			
Candidate	Party	Status	Vote Percent
<b>K. Sloan</b>	<b>Dem</b>	<b>Incumbent</b>	<b>100</b>

<b>Pacific</b>			
Population 20,920			
<b>General Election</b>			
Candidate	Party	Status	Vote Percent
<b>M. McClain</b>	<b>NP</b>	<b>Challenger</b>	<b>59.1</b>
D. Burke	Dem	Incumbent	40.9

<b>Pend Oreille</b>			
Population 13,001			
<b>General Election</b>			
Candidate	Party	Status	Vote Percent
<b>D. Hunt</b>	<b>Rep</b>	<b>Open Seat</b>	<b>69.8</b>
R. McCroskey	Rep	Open Seat	30.2

<b>Pierce</b>			
Population 795,225			
Candidate	Party	Status	Vote Percent
<b>M. Lindquist</b>	<b>Dem</b>	<b>Incumbent</b>	<b>100</b>

San Juan Population 15,769			
Candidate	Party	Status	Vote Percent
<b>R. Gaylord</b>	<b>Dem</b>	<b>Incumbent</b>	<b>100</b>

Skagit Population 116,901			
Candidate	Party	Status	Vote Percent
<b>R. Weyrich</b>	<b>Dem</b>	<b>Incumbent</b>	<b>100</b>

Skamania Population 11,066			
Candidate	Party	Status	Vote Percent
<b>A. Kick</b>	<b>Dem</b>	<b>Incumbent</b>	<b>100</b>

Snohomish Population 713,335			
Candidate	Party	Status	Vote Percent
<b>M. Roe</b>	<b>Dem</b>	<b>Incumbent</b>	<b>100</b>

Spokane Population 471,221			
General Election			
Candidate	Party	Status	Vote Percent
<b>L. Haskell</b>	<b>Rep</b>	<b>Open Seat</b>	<b>59.7</b>
B. Beggs	Dem	Open Seat	40.3

Stevens Population 43,531			
Candidate	Party	Status	Vote Percent
<b>T. Rasmussen</b>	<b>Rep</b>	<b>Incumbent</b>	<b>100</b>

Thurston Population 252,264			
Candidate	Party	Status	Vote Percent
<b>J. Tunheim</b>	<b>Dem</b>	<b>Incumbent</b>	<b>100</b>

Wahkiakum Population 3,978			
General Election			
Candidate	Party	Status	Vote Percent
<b>D. Bigelow</b>	<b>Dem</b>	<b>Incumbent</b>	<b>50.9</b>
H. Heywood	NP	Challenger	49.2

Walla Walla Population 58,781			
Candidate	Party	Status	Vote Percent
<b>J. Nagle</b>	<b>Rep</b>	<b>Incumbent</b>	<b>100</b>

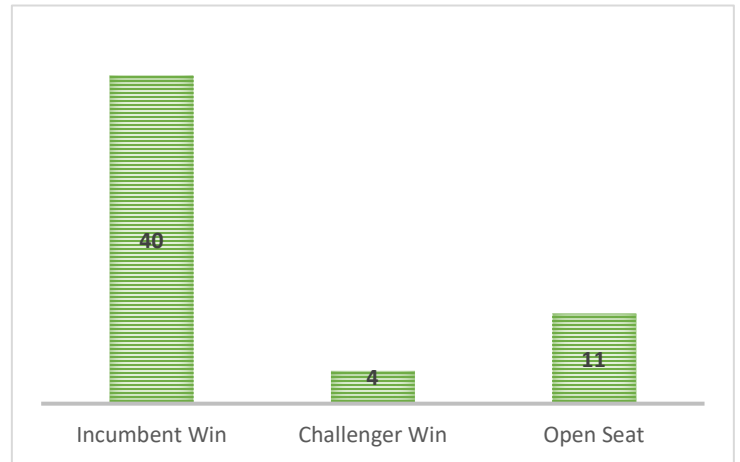
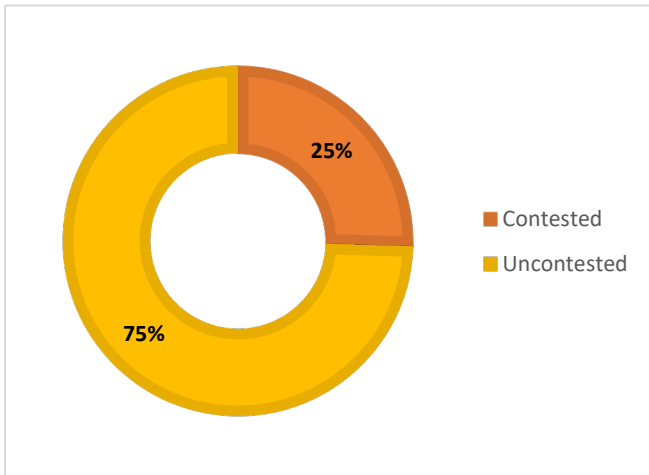
<b>Whatcom</b> Population 201,140			
Candidate	Party	Status	Vote Percent
<b>D. McEachran</b>	<b>Rep</b>	<b>Incumbent</b>	<b>100</b>

<b>Whitman</b> Population 44,776			
Candidate	Party	Status	Vote Percent
<b>D. Tracy</b>	<b>Rep</b>	<b>Incumbent</b>	<b>100</b>

<b>Yakima</b> Population 243,231			
Candidate	Party	Status	Vote Percent
<b>J. Brusic</b>	<b>Rep</b>	<b>Open Seat</b>	<b>52</b>
T. Clements	Rep	Open Seat	46.6

## West Virginia

West Virginia elects 55 prosecuting attorneys in partisan elections. The prosecuting attorneys serve four year terms, and they preside over a single county. The data in this report comes from the 2016 election.



### District Overview

Barbour			
Population 16,589			
Primary Election			
Candidate	Party	Status	Vote Percent
<b>J. Boylen</b>	<b>Dem</b>	<b>Challenger</b>	<b>52.40</b>
L. Poling	Dem	Incumbent	47.60
General Election			
J. Boylen	Dem	Challenger	25.85
<b>T. Hoxie</b>	<b>Rep</b>	<b>Challenger</b>	<b>74.08</b>

Berkeley			
Population 104,169			
Primary Election			
Candidate	Party	Status	Vote Percent
P. Games-Neely	Rep	Incumbent	41.75
<b>C. Wilkes-Delligatti</b>	<b>Rep</b>	<b>Challenger</b>	<b>58.25</b>

Boone			
Population 24,629			
Candidate	Party	Status	Vote Percent
<b>K. Randolph</b>	<b>Dem</b>	<b>Incumbent</b>	<b>99.55</b>

Braxton			
Population 14,523			
Candidate	Party	Status	Vote Percent
<b>K. McLaughlin</b>	<b>Dem</b>	<b>Incumbent</b>	<b>100</b>



<b>Brooke</b> Population 24,069			
Candidate	Party	Status	Vote Percent
<b>J. Barki III</b>	<b>Dem</b>	<b>Incumbent</b>	<b>100</b>

<b>Cabell</b> Population 96,319			
Candidate	Party	Status	Vote Percent
<b>S. Hammers</b>	<b>Dem</b>	<b>Incumbent</b>	<b>100</b>

<b>Calhoun</b> Population 7,627			
Candidate	Party	Status	Vote Percent
<b>S. Johnson</b>	<b>Dem</b>	<b>Incumbent</b>	<b>100</b>

<b>Clay</b> Population 9,386			
Candidate	Party	Status	Vote Percent
<b>J. Samples</b>	<b>Dem</b>	<b>Incumbent</b>	<b>100</b>

<b>Doddridge</b> Population 8,202			
Candidate	Party	Status	Vote Percent
<b>B. Fitzgerald</b>	<b>Rep</b>	<b>Incumbent</b>	<b>100</b>

<b>Fayette</b> Population 46,039			
Candidate	Party	Status	Vote Percent
<b>L. Harrah II</b>	<b>Dem</b>	<b>Incumbent</b>	<b>100</b>

<b>Gilmer</b> Population 8,693			
Candidate	Party	Status	Vote Percent
<b>G. Hough</b>	<b>Dem</b>	<b>Incumbent</b>	<b>100</b>

<b>Grant</b> Population 11,937			
<b>Primary Election</b>			
Candidate	Party	Status	Vote Percent
<b>J. Ours</b>	<b>Rep</b>	<b>Challenger</b>	<b>55.20</b>
J. Roth	Rep	Incumbent	44.80

<b>Greenbrier</b> Population 35,480			
Candidate	Party	Status	Vote Percent
<b>P. Via</b>	<b>Rep</b>	<b>Incumbent</b>	<b>100</b>

<b>Hampshire</b> Population 23,964			
Candidate	Party	Status	Vote Percent
<b>D. James</b>	<b>Rep</b>	<b>Incumbent</b>	<b>100</b>

<b>Hancock</b> Population 30,676			
Candidate	Party	Status	Vote Percent
<b>J. Davis</b>	<b>Dem</b>	<b>Incumbent</b>	<b>100</b>

<b>Hardy</b> Population 14,025			
Candidate	Party	Status	Vote Percent
<b>L. See</b>	<b>Dem</b>	<b>Incumbent</b>	<b>100</b>

<b>Harrison</b> Population 69,099			
Candidate	Party	Status	Vote Percent
<b>R. Romano</b>	<b>Dem</b>	<b>Incumbent</b>	<b>100</b>

<b>Jackson</b> Population 29,211			
Candidate	Party	Status	Vote Percent
<b>K. Franklin</b>	<b>Rep</b>	<b>Open Seat</b>	<b>100</b>

<b>Jefferson</b> Population 53,498			
<b>Primary Election</b>			
Candidate	Party	Status	Vote Percent
C. Howard	Dem	Open Seat	44.42
<b>H. Rasheed</b>	<b>Dem</b>	<b>Open Seat</b>	<b>55.58</b>
<b>General Election</b>			
<b>M. Harvey</b>	<b>Rep</b>	<b>Open Seat</b>	<b>56.08</b>
H. Rasheed	Dem	Open Seat	43.80

<b>Kanawha</b> Population 193,063			
Candidate	Party	Status	Vote Percent
<b>C. Miller</b>	<b>Rep</b>	<b>Incumbent</b>	<b>100</b>

<b>Lewis</b> Population 16,372			
Candidate	Party	Status	Vote Percent
<b>C. Flanagan</b>	<b>Rep</b>	<b>Incumbent</b>	<b>100</b>

<b>Lincoln</b> Population			
Candidate	Party	Status	Vote Percent
<b>J. Gabehart</b>	<b>Dem</b>	<b>Incumbent</b>	<b>100</b>

Logan Population 36,743			
Candidate	Party	Status	Vote Percent
<b>J. Bennett</b>	<b>Dem</b>	<b>Incumbent</b>	<b>99.74</b>

Marion Population 56,418			
Candidate	Party	Status	Vote Percent
<b>J. Freeman</b>	<b>Dem</b>	<b>Open Seat</b>	<b>100</b>

Marshall Population 33,107			
Candidate	Party	Status	Vote Percent
<b>R. Wade</b>	<b>Dem</b>	<b>Incumbent</b>	<b>99.63</b>

Mason Population 27,324			
Candidate	Party	Status	Vote Percent
<b>R. Stein, Jr.</b>	<b>Rep</b>	<b>Open Seat</b>	<b>100</b>

McDowell Population 22,113			
Candidate	Party	Status	Vote Percent
<b>E. Kornish</b>	<b>Dem</b>	<b>Incumbent</b>	<b>100</b>

Mercer Population 62,264			
Primary Election			
Candidate	Party	Status	Vote Percent
<b>K. Harshbarger</b>	<b>Dem</b>	<b>Open Seat</b>	<b>67.99</b>
J. McGinnis	Dem	Open Seat	32.01
General Election			
K. Harshbarger	Dem	Open Seat	48.66
<b>G. Sitler</b>	<b>Rep</b>	<b>Open Seat</b>	<b>51.29</b>

Mineral Population 28,212			
Candidate	Party	Status	Vote Percent
<b>F. Pancake III</b>	<b>Rep</b>	<b>Open Seat</b>	<b>100</b>

Mingo Population 26,839			
Primary Election			
Candidate	Party	Status	Vote Percent
<b>J. Jewell</b>	<b>Dem</b>	<b>Open Seat</b>	<b>57.23</b>
T. Maynard	Dem	Open Seat	42.77

<b>Monongalia</b>			
Population 96,189			
<b>Primary Election</b>			
Candidate	Party	Status	Vote Percent
L. Cardoso	Dem	Open Seat	48.79
<b>P. DeChristopher</b>	<b>Dem</b>	<b>Open Seat</b>	<b>51.21</b>

<b>Monroe</b>			
Population 13,502			
Candidate	Party	Status	Vote Percent
<b>J. St. Claire</b>	<b>Dem</b>	<b>Incumbent</b>	<b>100</b>

<b>Morgan</b>			
Population 17,541			
Candidate	Party	Status	Vote Percent
<b>D. McLaughlin</b>	<b>Rep</b>	<b>Incumbent</b>	<b>100</b>

<b>Nicholas</b>			
Population 26,233			
<b>Primary Election</b>			
Candidate	Party	Status	Vote Percent
<b>J. Sweeney</b>	<b>Dem</b>	<b>Incumbent</b>	<b>51.48</b>
G. Tucker	Dem	Challenger	48.52

<b>Ohio</b>			
Population 44,443			
<b>General Election</b>			
Candidate	Party	Status	Vote Percent
M. Sheehan	Rep	Challenger	38.63
<b>S. Smith</b>	<b>Dem</b>	<b>Incumbent</b>	<b>61.29</b>

<b>Pendleton</b>			
Population 7,695			
Candidate	Party	Status	Vote Percent
<b>K. Sponaugle</b>	<b>Dem</b>	<b>Incumbent</b>	<b>98.62</b>

<b>Pleasants</b>			
Population 7,605			
<b>Primary Election</b>			
Candidate	Party	Status	Vote Percent
C. Bryant	Dem	Incumbent	34.34
<b>B. Carr</b>	<b>Dem</b>	<b>Challenger</b>	<b>65.66</b>

<b>Pocahontas</b>			
Population 8,719			
<b>Primary Election</b>			
Candidate	Party	Status	Vote Percent
B. Martin	Dem	Challenger	36.15
<b>E. Simmons</b>	<b>Dem</b>	<b>Incumbent</b>	<b>63.85</b>

<b>Preston</b> Population 33,520			
Candidate	Party	Status	Vote Percent
<b>M. Snyder</b>	<b>Rep</b>	<b>Incumbent</b>	<b>100</b>

<b>Putnam</b> Population 55,486			
Candidate	Party	Status	Vote Percent
<b>M. Sorsaia</b>	<b>Rep</b>	<b>Incumbent</b>	<b>99.32</b>

<b>Raleigh</b> Population 78,859			
Candidate	Party	Status	Vote Percent
<b>K. Keller</b>	<b>Dem</b>	<b>Incumbent</b>	<b>100</b>

<b>Randolph</b> Population 29,405			
Candidate	Party	Status	Vote Percent
<b>M. Parker</b>	<b>Dem</b>	<b>Incumbent</b>	<b>100</b>

<b>Ritchie</b> Population 10,449			
<b>Primary Election</b>			
Candidate	Party	Status	Vote Percent
<b>K. Christ</b>	<b>Rep</b>	<b>Open Seat</b>	<b>39.05</b>
M. Farnsworth	Rep	Open Seat	38.99
R. Mazzei	Rep	Open Seat	21.96
<b>General Election</b>			
K. Christ	Rep	Open Seat	44.25
<b>S. Rogers II</b>	<b>Dem</b>	<b>Open Seat</b>	<b>55.75</b>

<b>Roane</b> Population 14,926			
Candidate	Party	Status	Vote Percent
<b>J. Downey</b>	<b>Rep</b>	<b>Incumbent</b>	<b>100</b>

<b>Summers</b> Population 13,927			
<b>Primary Election</b>			
Candidate	Party	Status	Vote Percent
<b>K. Cook</b>	<b>Rep</b>	<b>Open Seat</b>	<b>42.71</b>
D. Gilbert	Rep	Open Seat	34.17
R. Gunnoe	Rep	Open Seat	23.12
<b>General Election</b>			
<b>K. Cook</b>	<b>Rep</b>	<b>Open Seat</b>	<b>70.45</b>
J. McNeely	Dem	Open Seat	29.55

<b>Taylor</b> Population 16,895			
Candidate	Party	Status	Vote Percent
<b>J. Bord</b>	<b>Rep</b>	<b>Incumbent</b>	<b>100</b>

<b>Tucker</b> Population 7,141			
Candidate	Party	Status	Vote Percent
<b>R. Lamora</b>	<b>Rep</b>	<b>Incumbent</b>	<b>100</b>

<b>Tyler</b> Population 9,208			
Candidate	Party	Status	Vote Percent
<b>D. Furbee</b>	<b>Rep</b>	<b>Incumbent</b>	<b>100</b>

<b>Upshur</b> Population 24,254			
Candidate	Party	Status	Vote Percent
<b>D. Godwin</b>	<b>Rep</b>	<b>Incumbent</b>	<b>99.57</b>

<b>Wayne</b> Population 42,481			
Candidate	Party	Status	Vote Percent
<b>T. Plymale</b>	<b>Dem</b>	<b>Incumbent</b>	<b>100</b>

<b>Webster</b> Population 9,154			
Candidate	Party	Status	Vote Percent
<b>D. Vandevender</b>	<b>Dem</b>	<b>Incumbent</b>	<b>100</b>

<b>Wetzel</b> Population 16,583			
Candidate	Party	Status	Vote Percent
<b>T. Haught</b>	<b>Dem</b>	<b>Incumbent</b>	<b>100</b>

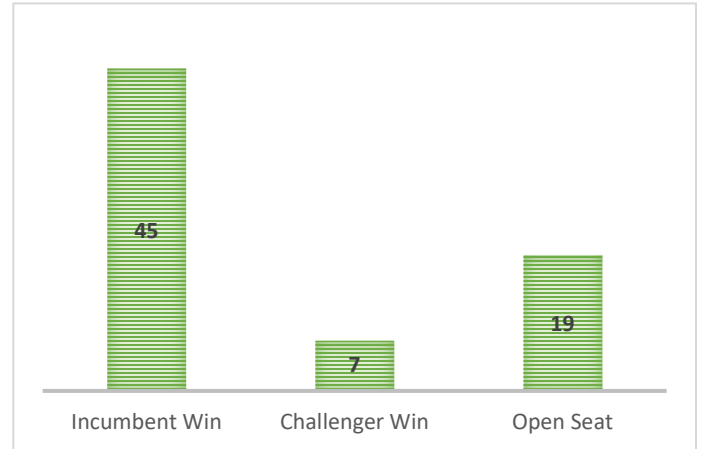
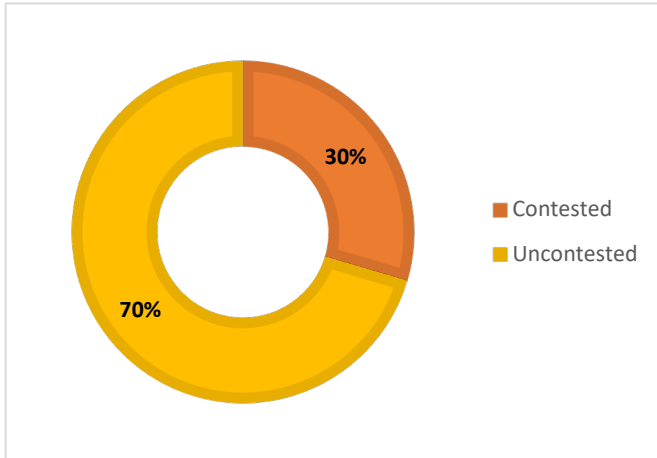
<b>Wirt</b> Population 5,717			
Candidate	Party	Status	Vote Percent
<b>T. Davitian</b>	<b>Rep</b>	<b>Incumbent</b>	<b>100</b>

<b>Wood</b> Population 86,956			
<b>Primary Election</b>			
Candidate	Party	Status	Vote Percent
A. Armstrong	Rep	Open Seat	24.52
<b>P. Lefebure</b>	<b>Rep</b>	<b>Open Seat</b>	<b>75.48</b>

<b>Wyoming</b> Population 23,796			
Candidate	Party	Status	Vote Percent
<b>M. Cochrane</b>	<b>Dem</b>	<b>Incumbent</b>	<b>100</b>

## Wisconsin

Wisconsin elects 71 district attorneys in partisan elections. The district attorneys serve four year terms, and they preside over a single county. The data in this report comes from the 2016 election.



### District Overview

Adams			
Population 20,875			
Candidate	Party	Status	Vote Percent
<b>T. Bonnet</b>	<b>Ind</b>	<b>Incumbent</b>	<b>99.57</b>

Ashland			
Population 16,157			
Candidate	Party	Status	Vote Percent
<b>K. McKnight</b>	<b>Dem</b>	<b>Incumbent</b>	<b>98.96</b>

Barron			
Population 45,870			
Primary Election			
Candidate	Party	Status	Vote Percent
<b>A. Baranek</b>	<b>Dem</b>	<b>Incumbent</b>	<b>50.54</b>
A. Marcoux	Dem	Challenger	49.46

Bayfield			
Population 15,014			
Primary Election			
Candidate	Party	Status	Vote Percent
F. Bourg	Dem	Incumbent	26.71
<b>K. Lawton</b>	<b>Dem</b>	<b>Challenger</b>	<b>73.29</b>



<b>Brown</b> Population 248,007			
Candidate	Party	Status	Vote Percent
<b>D. Lasee</b>	<b>Rep</b>	<b>Incumbent</b>	<b>98.5</b>

<b>Buffalo</b> Population 13,587			
Candidate	Party	Status	Vote Percent
<b>T. Clark</b>	<b>Dem</b>	<b>Incumbent</b>	<b>99.04</b>

<b>Burnett</b> Population 15,457			
Candidate	Party	Status	Vote Percent
<b>W. Norine</b>	<b>Rep</b>	<b>Incumbent</b>	<b>100</b>

<b>Calumet</b> Population 48,971			
<b>Primary Election</b>			
Candidate	Party	Status	Vote Percent
N. Bolz	Rep	Incumbent	37.4
<b>N. Haberman</b>	<b>Rep</b>	<b>Challenger</b>	<b>62.6</b>

<b>Chippewa</b> Population 62,415			
Candidate	Party	Status	Vote Percent
<b>S. Gibbs</b>	<b>Rep</b>	<b>Incumbent</b>	<b>100</b>

<b>Clark</b> Population 34,690			
Candidate	Party	Status	Vote Percent
<b>K. Stumbris</b>	<b>Dem</b>	<b>Open Seat</b>	<b>100</b>

<b>Columbia</b> Population 56,833			
<b>General Election</b>			
Candidate	Party	Status	Vote Percent
D. Kammer	Ind	Challenger	47.26
<b>J. Kohlwey</b>	<b>Rep</b>	<b>Incumbent</b>	<b>52.54</b>

<b>Crawford</b> Population 16,644			
Candidate	Party	Status	Vote Percent
<b>T. Baxter</b>	<b>Dem</b>	<b>Incumbent</b>	<b>99.34</b>

<b>Dane</b>			
Population 488,073			
<b>Primary Election</b>			
Candidate	Party	Status	Vote Percent
B. Jambois	Dem	Challenger	26.88
<b>I. Ozanne</b>	<b>Dem</b>	<b>Incumbent</b>	<b>72.98</b>

<b>Dodge</b>			
Population 88,759			
Candidate	Party	Status	Vote Percent
<b>K. Klomberg</b>	<b>Rep</b>	<b>Incumbent</b>	<b>100</b>

<b>Door</b>			
Population 27,785			
<b>Primary Election</b>			
Candidate	Party	Status	Vote Percent
<b>C. Nordin</b>	<b>Rep</b>	<b>Challenger</b>	<b>58.99</b>
R. Pelrine	Rep	Incumbent	40.99

<b>Douglas</b>			
Population 44,159			
<b>Primary Election</b>			
Candidate	Party	Status	Vote Percent
D. Blank	Dem	Incumbent	41.2
<b>M. Fruehauf</b>	<b>Dem</b>	<b>Challenger</b>	<b>58.77</b>

<b>Dunn</b>			
Population 43,857			
<b>General Election</b>			
Candidate	Party	Status	Vote Percent
<b>A. Nodolf</b>	<b>Rep</b>	<b>Incumbent</b>	<b>53.25</b>
H. Webster	Dem	Challenger	46.75

<b>Eau Claire</b>			
Population 98,736			
Candidate	Party	Status	Vote Percent
<b>G. King</b>	<b>Dem</b>	<b>Open Seat</b>	<b>98.51</b>

<b>Florence</b>			
Population 4,423			
Candidate	Party	Status	Vote Percent
<b>D. Drexler</b>	<b>Rep</b>	<b>Incumbent</b>	<b>99.81</b>

<b>Fond du Lac</b>			
Population 101,633			
Candidate	Party	Status	Vote Percent
<b>E. Toney</b>	<b>Rep</b>	<b>Incumbent</b>	<b>100</b>

<b>Forest</b>			
Population 9,304			
Candidate	Party	Status	Vote Percent
<b>C. Simono</b>	<b>Dem</b>	<b>Incumbent</b>	<b>98.5</b>

<b>Grant</b>			
Population 51,208			
Candidate	Party	Status	Vote Percent
<b>L. Riniker</b>	<b>Rep</b>	<b>Incumbent</b>	<b>99.41</b>

<b>Green</b>			
Population 36,842			
Candidate	Party	Status	Vote Percent
<b>C. Nolen</b>	<b>Rep</b>	<b>Open Seat</b>	<b>98.17</b>

<b>Green Lake</b>			
Population 19,051			
Candidate	Party	Status	Vote Percent
<b>A. Christenson</b>	<b>Rep</b>	<b>Incumbent</b>	<b>99.72</b>

<b>Iowa</b>			
Population 23,687			
Candidate	Party	Status	Vote Percent
<b>L. Nelson</b>	<b>Dem</b>	<b>Incumbent</b>	<b>98.76</b>

<b>Iron</b>			
Population 5,916			
<b>Primary Election</b>			
Candidate	Party	Status	Vote Percent
E. Erickson	Dem	Open Seat	34.24
<b>A. Stella</b>	<b>Dem</b>	<b>Open Seat</b>	<b>65.76</b>
<b>General Election</b>			
A. Stella	Dem	Open Seat	49.99
<b>M. Tingstad</b>	<b>Rep</b>	<b>Open Seat</b>	<b>50.04</b>

<b>Jackson</b>			
Population 20,449			
Candidate	Party	Status	Vote Percent
<b>G. Fox</b>	<b>Dem</b>	<b>Incumbent</b>	<b>98.98</b>

<b>Jefferson</b>			
Population 83,686			
Candidate	Party	Status	Vote Percent
<b>S. Happ</b>	<b>Dem</b>	<b>Incumbent</b>	<b>96.85</b>

Juneau Population 26,664			
Primary Election			
Candidate	Party	Status	Vote Percent
<b>K. Hamm</b>	<b>Rep</b>	<b>Challenger</b>	<b>53.99</b>
S. Smith	Rep	Challenger	26.37
M. Solovey	Rep	Incumbent	19.64

Kenosha Population 166,426			
Candidate	Party	Status	Vote Percent
<b>M. Graveley</b>	<b>Dem</b>	<b>Open Seat</b>	<b>97.34</b>

Kewaunee Population 20,574			
Candidate	Party	Status	Vote Percent
<b>A. Naze</b>	<b>Dem</b>	<b>Incumbent</b>	<b>100</b>

La Crosse Population 114,638			
Candidate	Party	Status	Vote Percent
<b>T. Gruenke</b>	<b>Dem</b>	<b>Incumbent</b>	<b>100</b>

Lafayette Population 16,836			
General Election			
Candidate	Party	Status	Vote Percent
K. Findley	Dem	Incumbent	35.24
<b>J. Gill</b>	<b>Rep</b>	<b>Challenger</b>	<b>64.72</b>

Langlade Population 19,977			
Candidate	Party	Status	Vote Percent
<b>E. Gebert</b>	<b>Rep</b>	<b>Open Seat</b>	<b>99.83</b>

Lincoln Population 28,743			
Primary Election			
Candidate	Party	Status	Vote Percent
<b>G. Bayne-Allison</b>	<b>Dem</b>	<b>Open Seat</b>	<b>60.8</b>
S. Brubacher	Dem	Open Seat	39.2

Manitowoc Population 81,442			
Candidate	Party	Status	Vote Percent
<b>J. LaBre</b>	<b>Rep</b>	<b>Open Seat</b>	<b>99.09</b>

<b>Marathon</b> Population 134,063			
Candidate	Party	Status	Vote Percent
<b>T. Wetzsteon</b>	<b>Dem</b>	<b>Open Seat</b>	<b>98.35</b>

<b>Marinette</b> Population 41,749			
Candidate	Party	Status	Vote Percent
<b>A. Brey</b>	<b>Dem</b>	<b>Incumbent</b>	<b>100</b>

<b>Marquette</b> Population 15,404			
Candidate	Party	Status	Vote Percent
<b>C. Hendee</b>	<b>Rep</b>	<b>Incumbent</b>	<b>99.21</b>

<b>Menominee &amp; Shawano</b> Population 46,181			
Candidate	Party	Status	Vote Percent
<b>G. Parker</b>	<b>Rep</b>	<b>Incumbent</b>	<b>100</b>

<b>Milwaukee</b> Population 947,735			
<b>Primary Election</b>			
Candidate	Party	Status	Vote Percent
<b>J. Chisolm</b>	<b>Dem</b>	<b>Incumbent</b>	<b>65</b>
V. Swanigan	Dem	Challenger	34.8

<b>Monroe</b> Population 44,673			
<b>Primary Election</b>			
Candidate	Party	Status	Vote Percent
<b>K. Croninger</b>	<b>Rep</b>	<b>Open Seat</b>	<b>63.54</b>
A. Lueck	Rep	Open Seat	36.46

<b>Oconto</b> Population 37,660			
Candidate	Party	Status	Vote Percent
<b>E. Burke</b>	<b>Rep</b>	<b>Incumbent</b>	<b>100</b>

<b>Oneida</b> Population 35,998			
Candidate	Party	Status	Vote Percent
<b>M. Schiek</b>	<b>Rep</b>	<b>Incumbent</b>	<b>99.01</b>

<b>Outagamie</b> Population 176,695			
Candidate	Party	Status	Vote Percent
<b>C. Schneider</b>	<b>Rep</b>	<b>Incumbent</b>	<b>100</b>

<b>Ozaukee</b> Population 86,395			
Candidate	Party	Status	Vote Percent
<b>A. Gerol</b>	<b>Rep</b>	<b>Incumbent</b>	<b>97.82</b>

<b>Pepin</b> Population 7,469			
Candidate	Party	Status	Vote Percent
<b>J. Seifert</b>	<b>Dem</b>	<b>Incumbent</b>	<b>100</b>

<b>Pierce</b> Population 41,019			
Candidate	Party	Status	Vote Percent
<b>S. Froelich</b>	<b>Dem</b>	<b>Incumbent</b>	<b>99.54</b>

<b>Polk</b> Population 44,205			
<b>General Election</b>			
Candidate	Party	Status	Vote Percent
<b>J. Kemp</b>	<b>Rep</b>	<b>Challenger</b>	<b>60.52</b>
D. Steffen	Dem	Incumbent	39.48

<b>Portage</b> Population 70,019			
Candidate	Party	Status	Vote Percent
<b>L. Molepske</b>	<b>Dem</b>	<b>Incumbent</b>	<b>99.02</b>

<b>Price</b> Population 14,159			
Candidate	Party	Status	Vote Percent
<b>M. Fuhr</b>	<b>Dem</b>	<b>Incumbent</b>	<b>100</b>

<b>Racine</b> Population 195,408			
<b>General Election</b>			
Candidate	Party	Status	Vote Percent
T. Binger	Dem	Open Seat	42.01
<b>P. Hanson</b>	<b>Rep</b>	<b>Open Seat</b>	<b>57.99</b>

<b>Richland</b> Population 18,021			
Candidate	Party	Status	Vote Percent
<b>J. Harper</b>	<b>Rep</b>	<b>Incumbent</b>	<b>99.27</b>

<b>Rock</b> Population 160,331			
Candidate	Party	Status	Vote Percent
<b>D. O'Leary</b>	<b>Dem</b>	<b>Incumbent</b>	<b>98.5</b>

<b>Rusk</b>			
Population 14,755			
<b>General Election</b>			
Candidate	Party	Status	Vote Percent
<b>A. Barna</b>	<b>Dem</b>	<b>Open Seat</b>	<b>50.94</b>
J. Rennie	Rep	Open Seat	49.06

<b>Saint Croix</b>			
Population 84,345			
<b>Primary Election</b>			
Candidate	Party	Status	Vote Percent
D. Burger	Rep	Open Seat	32.66
<b>M. Nieskes</b>	<b>Rep</b>	<b>Open Seat</b>	<b>35.73</b>
R. O'Sullivan	Rep	Open Seat	31.53
<b>General Election</b>			
<b>M. Nieskes</b>	<b>Rep</b>	<b>Open Seat</b>	<b>60.86</b>
S. Yacoub	Dem	Open Seat	39.02

<b>Sauk</b>			
Population 61,976			
Candidate	Party	Status	Vote Percent
<b>K. Calkins</b>	<b>Ind</b>	<b>Incumbent</b>	<b>100</b>

<b>Sawyer</b>			
Population 16,557			
Candidate	Party	Status	Vote Percent
<b>B. Poquette</b>	<b>Rep</b>	<b>Incumbent</b>	<b>98.94</b>

<b>Sheboygan</b>			
Population 115,507			
Candidate	Party	Status	Vote Percent
<b>J. Urmanski</b>	<b>Rep</b>	<b>Open Seat</b>	<b>98.73</b>

<b>Taylor</b>			
Population 20,689			
Candidate	Party	Status	Vote Percent
<b>K. Tlusty</b>	<b>Dem</b>	<b>Incumbent</b>	<b>99.2</b>

<b>Trempealeau</b>			
Population 28,816			
Candidate	Party	Status	Vote Percent
<b>T. McMahon</b>	<b>Dem</b>	<b>Incumbent</b>	<b>98.59</b>

<b>Vernon</b>			
Population 29,773			
Candidate	Party	Status	Vote Percent
<b>T. Gaskell</b>	<b>Rep</b>	<b>Incumbent</b>	<b>100</b>

<b>Vilas</b>			
Population 21,430			
<b>Primary Election</b>			
Candidate	Party	Status	Vote Percent
D. Dominguez	Rep	Open Seat	30.89
<b>M. Milanowski</b>	<b>Rep</b>	<b>Open Seat</b>	<b>69.11</b>

<b>Walworth</b>			
Population 102,228			
<b>Primary Election</b>			
Candidate	Party	Status	Vote Percent
R. Sullivan	Rep	Open Seat	35.04
<b>Z. Wiedenfeld</b>	<b>Rep</b>	<b>Open Seat</b>	<b>64.83</b>

<b>Washburn</b>			
Population 15,911			
Candidate	Party	Status	Vote Percent
<b>A. Winton</b>	<b>Dem</b>	<b>Open Seat</b>	<b>98.82</b>

<b>Washington</b>			
Population 131,887			
Candidate	Party	Status	Vote Percent
<b>M. Bensen</b>	<b>Rep</b>	<b>Incumbent</b>	<b>98.7</b>

<b>Waukesha</b>			
Population 389,891			
Candidate	Party	Status	Vote Percent
<b>S. Opper</b>	<b>Rep</b>	<b>Open Seat</b>	<b>98.62</b>

<b>Waupaca</b>			
Population 52,410			
<b>General Election</b>			
Candidate	Party	Status	Vote Percent
R. Forseth	Dem	Open Seat	35.86
<b>V. Isherwood</b>	<b>Rep</b>	<b>Open Seat</b>	<b>63.97</b>

<b>Waushara</b>			
Population 24,496			
Candidate	Party	Status	Vote Percent
<b>S. Blader</b>	<b>Rep</b>	<b>Incumbent</b>	<b>100</b>

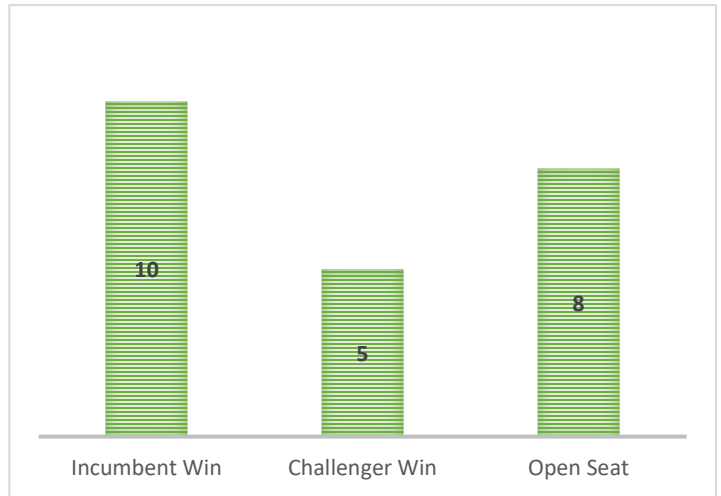
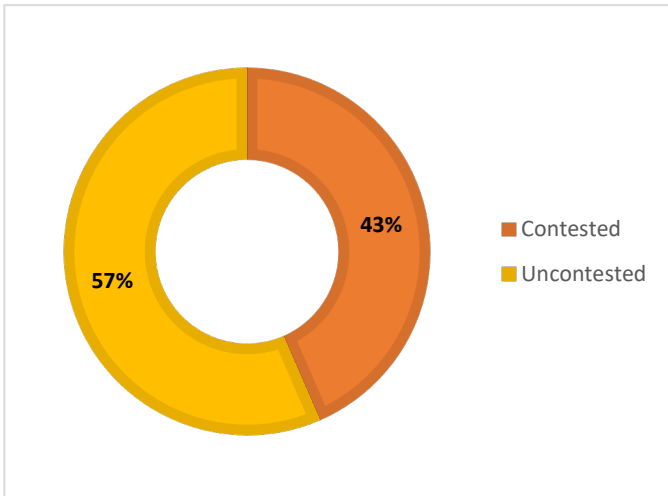
<b>Winnebago</b>			
Population 166,994			
Candidate	Party	Status	Vote Percent
<b>C. Gossett</b>	<b>Rep</b>	<b>Incumbent</b>	<b>97.83</b>



Wood			
Population 74,749			
Candidate	Party	Status	Vote Percent
<b>C. Lambert</b>	<b>Rep</b>	<b>Incumbent</b>	<b>99.99</b>

## Wyoming

Wyoming elects 23 district attorneys in partisan elections. The district attorneys serve four year terms, and they preside over a single county. The data in this report comes from elections in 2014 and 2016.



### District Overview

Albany			
Population 36,299			
Primary Election			
Candidate	Party	Status	Vote Percent
T. Lopez	Dem	Open Seat	27
<b>P. Trent</b>	<b>Dem</b>	<b>Open Seat</b>	<b>68</b>
J. Merseal	Rep	Open Seat	38.24
<b>J. Schermetzler</b>	<b>Rep</b>	<b>Open Seat</b>	<b>44.41</b>
General Election			
J. Schermetzler	Rep	Open Seat	45.73
<b>P. Trent</b>	<b>Dem</b>	<b>Open Seat</b>	<b>49.53</b>

Big Horn			
Population 11,668			
Primary Election			
Candidate	Party	Status	Vote Percent
<b>K. Adams</b>	<b>Rep</b>	<b>Challenger</b>	<b>70.51</b>
M. Burns	Rep	Incumbent	29.4

<b>Campbell</b>			
Population 46,133			
<b>Primary Election</b>			
Candidate	Party	Status	Vote Percent
C. Patterson	Rep	Open Seat	37.16
<b>R. Wirthwein</b>	<b>Rep</b>	<b>Open Seat</b>	<b>42.22</b>
<b>General Election</b>			
<b>R. Wirthwein</b>	<b>Rep</b>	<b>Open Seat</b>	<b>67.56</b>
L. Finkey	Dem	Open Seat	27.05

<b>Carbon</b>			
Population 15,885			
Candidate	Party	Status	Vote Percent
<b>C. Rerucha</b>	<b>Rep</b>	<b>Incumbent</b>	<b>97.9</b>

<b>Converse</b>			
Population 13,833			
Candidate	Party	Status	Vote Percent
<b>Q. Richardson</b>	<b>Rep</b>	<b>Incumbent</b>	<b>82.67</b>

<b>Crook</b>			
Population 7,083			
Candidate	Party	Status	Vote Percent
<b>J. Baron</b>	<b>Dem</b>	<b>Incumbent</b>	<b>62.56</b>

<b>Fremont</b>			
Population 40,123			
<b>Primary Election</b>			
Candidate	Party	Status	Vote Percent
H.M. Bennett	Rep	Open Seat	34.52
<b>P. Lebrun</b>	<b>Rep</b>	<b>Open Seat</b>	<b>65.37</b>

<b>Goshen</b>			
Population 13,249			
Candidate	Party	Status	Vote Percent
<b>K. Brown</b>	<b>Rep</b>	<b>Incumbent</b>	<b>97.7</b>

<b>Hot Springs</b>			
Population 4,812			
Candidate	Party	Status	Vote Percent
<b>J. Williams</b>	<b>Rep</b>	<b>Incumbent</b>	<b>48.7</b>

<b>Johnson</b>			
Population 8,569			
<b>Primary Election</b>			
Candidate	Party	Status	Vote Percent
K. Decock	Rep	Incumbent	29.49
<b>T. Ruby</b>	<b>Rep</b>	<b>Challenger</b>	<b>69.23</b>

<b>Laramie</b>			
Population 91,738			
<b>Primary Election</b>			
Candidate	Party	Status	Vote Percent
S. Homar	Rep	Incumbent	49.05
<b>J. Sandburg</b>	<b>Rep</b>	<b>Challenger</b>	<b>50.82</b>

<b>Lincoln</b>			
Population 18,106			
Candidate	Party	Status	Vote Percent
<b>S. Allred</b>	<b>Rep</b>	<b>Incumbent</b>	<b>83.15</b>

<b>Natrona</b>			
Population 75,450			
Candidate	Party	Status	Vote Percent
<b>M. Blonigen</b>	<b>Rep</b>	<b>Incumbent</b>	<b>78.78</b>

<b>Niobrara</b>			
Population 2,484			
Candidate	Party	Status	Vote Percent
<b>C. Lund</b>	<b>Rep</b>	<b>Open Seat</b>	<b>85.94</b>

<b>Park</b>			
Population 28,205			
Candidate	Party	Status	Vote Percent
<b>B. Skoric</b>	<b>Rep</b>	<b>Incumbent</b>	<b>98.08</b>

<b>Platte</b>			
Population 8,667			
<b>General Election</b>			
Candidate	Party	Status	Vote Percent
K. Johnston	Con	Open Seat	34.61
<b>D. Weaver</b>	<b>Rep</b>	<b>Open Seat</b>	<b>61.01</b>

<b>Sheridan</b>			
Population 29,116			
Candidate	Party	Status	Vote Percent
<b>M. Redle</b>	<b>Rep</b>	<b>Incumbent</b>	<b>65.82</b>

<b>Sublette</b>			
Population 10,247			
Candidate	Party	Status	Vote Percent
<b>C. Kainer</b>	<b>Rep</b>	<b>Open Seat</b>	<b>77.8</b>

<b>Sweetwater</b>			
Population 43,806			
<b>Primary Election</b>			
Candidate	Party	Status	Vote Percent
<b>D. Erramouspe</b>	<b>Rep</b>	<b>Open Seat</b>	<b>63.96</b>
R. Hiatt	Rep	Open Seat	26.57
<b>General Election</b>			
<b>D. Erramouspe</b>	<b>Rep</b>	<b>Open Seat</b>	<b>65.82</b>
B. Reese	Dem	Open Seat	29.81

<b>Teton</b>			
Population 21,294			
Candidate	Party	Status	Vote Percent
<b>S. Weichman</b>	<b>Rep</b>	<b>Incumbent</b>	<b>69.85</b>

<b>Uinta</b>			
Population 21,118			
<b>Primary Election</b>			
Candidate	Party	Status	Vote Percent
<b>L. Howieson</b>	<b>Rep</b>	<b>Challenger</b>	<b>53.97</b>
E.D. Stout	Rep	Incumbent	39.58

<b>Washakie</b>			
Population 8,533			
<b>Primary Election</b>			
Candidate	Party	Status	Vote Percent
M. Argeris	Rep	Incumbent	43.8
<b>J. Worall</b>	<b>Rep</b>	<b>Challenger</b>	<b>53.64</b>

<b>Weston</b>			
Population 7,208			
Candidate	Party	Status	Vote Percent
<b>W. Curley</b>	<b>Rep</b>	<b>Open Seat</b>	<b>71.82</b>

## Appendix

More than half of the entire U.S. population lives in only 148 prosecutor districts. Those districts are listed below along with their population and a running tally of cumulative population. The population data in this table comes from the 2010 census. In 2010, the total U.S. population was 308,745,538.

Ranking	State	District	Overall		Cumulative	
			Population 2010	%	Population 2010	%
1	California	Los Angeles	9,818,605	0.0318	9,818,605	0.032
2	Illinois	Cook	5,194,675	0.0168	15,013,280	0.049
3	Texas	Harris	4,092,459	0.0133	19,105,739	0.062
4	Arizona	Maricopa	3,817,117	0.0124	22,922,856	0.074
5	California	San Diego	3,095,313	0.01	26,018,169	0.084
6	California	Orange	3,010,232	0.0097	29,028,401	0.094
7	New York	Kings	2,504,700	0.0081	31,533,101	0.102
8	Florida	11	2,496,435	0.0081	34,029,536	0.11
9	Texas	Dallas	2,368,139	0.0077	36,397,675	0.118
10	New York	Queens	2,230,722	0.0072	38,628,397	0.125
11	California	Riverside	2,189,641	0.0071	40,818,038	0.132
12	California	San Bernardino	2,035,210	0.0066	42,853,248	0.139
13	Nevada	Clark	1,951,269	0.0063	44,804,517	0.145
14	Washington	King	1,931,249	0.0063	46,735,766	0.151
15	Michigan	Wayne	1,820,584	0.0059	48,556,350	0.157
16	Texas	Tarrant	1,809,034	0.0059	50,365,384	0.163
17	California	Santa Clara	1,781,642	0.0058	52,147,026	0.169
18	Florida	17	1,748,066	0.0057	53,895,092	0.175
19	Texas	Bexar	1,714,773	0.0056	55,609,865	0.18
20	New York	New York	1,585,873	0.0051	57,195,738	0.185
21	Pennsylvania	Philadelphia	1,526,006	0.0049	58,721,744	0.19
22	California	Alameda	1,510,271	0.0049	60,232,015	0.195
23	Massachusetts	Middlesex	1,503,085	0.0049	61,735,100	0.2
24	New York	Suffolk	1,493,350	0.0048	63,228,450	0.205
25	California	Sacramento	1,418,788	0.0046	64,647,238	0.209
26	Florida	9	1,414,641	0.0046	66,061,879	0.214
27	New York	Bronx	1,385,108	0.0045	67,446,987	0.218
28	Florida	6	1,381,239	0.0045	68,828,226	0.223
29	New York	Nassau	1,339,532	0.0043	70,167,758	0.227
30	Florida	15	1,320,134	0.0043	71,487,892	0.232
31	Ohio	Cuyahoga	1,280,122	0.0041	72,768,014	0.236

Ranking	State	District	Overall		Cumulative	
			Population 2010	%	Population 2010	%
32	Florida	13	1,229,226	0.004	73,997,240	0.24
33	Pennsylvania	Allegheny	1,223,348	0.004	75,220,588	0.244
34	Michigan	Oakland	1,202,362	0.0039	76,422,950	0.248
35	Ohio	Franklin	1,163,414	0.0038	77,586,364	0.251
36	Minnesota	Hennepin	1,152,425	0.0037	78,738,789	0.255
37	Florida	20	1,152,276	0.0037	79,891,065	0.259
38	Florida	4	1,128,442	0.0037	81,019,507	0.262
39	Virginia	Fairfax	1,081,726	0.0035	82,101,233	0.266
40	California	Contra Costa	1,049,025	0.0034	83,150,258	0.269
41	Florida	5	1,035,784	0.0034	84,186,042	0.273
42	Utah	Salt Lake	1,029,655	0.0033	85,215,697	0.276
43	Texas	53	1,024,266	0.0033	86,239,963	0.279
44	Missouri	St. Louis County	998,954	0.0032	87,238,917	0.283
45	Arizona	Pima	980,263	0.0032	88,219,180	0.286
46	Maryland	Montgomery	971,777	0.0031	89,190,957	0.289
47	Florida	18	966,094	0.0031	90,157,051	0.292
48	Hawaii	Honolulu	953,207	0.0031	91,110,258	0.295
49	New York	Westchester	949,113	0.0031	92,059,371	0.298
50	Wisconsin	Milwaukee	947,735	0.0031	93,007,106	0.301
51	California	Fresno	930,450	0.003	93,937,556	0.304
52	Tennessee	30	927,644	0.003	94,865,200	0.307
53	Georgia	Atlanta	920,581	0.003	95,785,781	0.31
54	North Carolina	26	919,628	0.003	96,705,409	0.313
55	New York	Erie	919,040	0.003	97,624,449	0.316
56	Illinois	DuPage	916,924	0.003	98,541,373	0.319
57	Indiana	19	903,393	0.0029	99,444,766	0.322
58	North Carolina	10	900,993	0.0029	100,345,759	0.325
59	Colorado	18	886,021	0.0029	101,231,780	0.328
60	Maryland	Prince George's	863,420	0.0028	102,095,200	0.331
61	Florida	7	854,692	0.0028	102,949,892	0.333
62	Michigan	Macomb	840,978	0.0027	103,790,870	0.336
63	California	Kern	839,631	0.0027	104,630,501	0.339
64	California	Ventura	823,318	0.0027	105,453,819	0.342
65	Texas	34	806,521	0.0026	106,260,340	0.344
66	Georgia	Gwinnett	805,321	0.0026	107,065,661	0.347
67	California	San Francisco	805,235	0.0026	107,870,896	0.349
68	Maryland	Baltimore County	805,029	0.0026	108,675,925	0.352
69	Ohio	Hamilton	802,374	0.0026	109,478,299	0.355
70	Pennsylvania	Montgomery	799,874	0.0026	110,278,173	0.357

Ranking	State	District	Overall		Cumulative	
			Population 2010	%	Population 2010	%
71	Massachusetts	Worcester	798,552	0.0026	111,076,725	0.36
72	Washington	Pierce	795,225	0.0026	111,871,950	0.362
73	Texas	Collin	782,341	0.0025	112,654,291	0.365
74	Texas	Hidalgo	774,769	0.0025	113,429,060	0.367
75	New York	Monroe	744,344	0.0024	114,173,404	0.37
76	Massachusetts	Essex	743,159	0.0024	114,916,563	0.372
77	Kentucky	30	741,096	0.0024	115,657,659	0.375
78	Florida	12	737,143	0.0024	116,394,802	0.377
79	Oregon	Multnomah	735,334	0.0024	117,130,136	0.379
80	Florida	10	728,612	0.0024	117,858,748	0.382
81	Massachusetts	Suffolk	722,023	0.0023	118,580,771	0.384
82	Oklahoma	7	718,633	0.0023	119,299,404	0.386
83	California	San Mateo	718,451	0.0023	120,017,855	0.389
84	Washington	Snohomish	713,335	0.0023	120,731,190	0.391
85	Illinois	Lake	703,462	0.0023	121,434,652	0.393
86	Georgia	Stone Mountain	691,893	0.0022	122,126,545	0.396
87	Georgia	Cobb	688,078	0.0022	122,814,623	0.398
88	California	San Joaquin	685,306	0.0022	123,499,929	0.4
89	Florida	1	684,856	0.0022	124,184,785	0.402
90	Illinois	Will	677,560	0.0022	124,862,345	0.404
91	Missouri	Jackson	674,158	0.0022	125,536,503	0.407
92	Massachusetts	Norfolk	670,850	0.0022	126,207,353	0.409
93	Texas	Denton	662,614	0.0021	126,869,967	0.411
94	New Mexico	2	662,564	0.0021	127,532,531	0.413
95	Alabama	10	658,466	0.0021	128,190,997	0.415
96	Colorado	4	645,613	0.0021	128,836,610	0.417
97	Tennessee	20	626,681	0.002	129,463,291	0.419
98	Pennsylvania	Bucks	625,249	0.002	130,088,540	0.421
99	Maryland	Baltimore City	620,961	0.002	130,709,501	0.423
100	Oklahoma	14	603,403	0.002	131,312,904	0.425
101	Michigan	Kent	602,622	0.002	131,915,526	0.427
102	Florida	19	602,131	0.002	132,517,657	0.429
103	Colorado	2	600,158	0.0019	133,117,815	0.431
104	Texas	268	585,375	0.0019	133,703,190	0.433
105	South Carolina	13	570,449	0.0018	134,273,639	0.435
106	Pennsylvania	Delaware	558,979	0.0018	134,832,618	0.437
107	Massachusetts	Bristol	548,285	0.0018	135,380,903	0.438
108	Kansas	Johnson	544,179	0.0018	135,925,082	0.44
109	Ohio	Summit	541,781	0.0018	136,466,863	0.442



Ranking	State	District	Overall		Cumulative	
			Population 2010	%	Population 2010	%
110	Colorado	1	539,984	0.0017	137,006,847	0.444
111	Maryland	Anne Arundel	537,656	0.0017	137,544,503	0.445
112	Ohio	Montgomery	535,153	0.0017	138,079,656	0.447
113	Oregon	Washington	529,710	0.0017	138,609,366	0.449
114	South Carolina	9	528,052	0.0017	139,137,418	0.451
115	Pennsylvania	Lancaster	519,445	0.0017	139,656,863	0.452
116	Nebraska	Douglas	517,110	0.0017	140,173,973	0.454
117	Utah	Utah	516,564	0.0017	140,690,537	0.456
118	Illinois	Kane	515,269	0.0017	141,205,806	0.457
119	California	Stanislaus	514,453	0.0017	141,720,259	0.459
120	Minnesota	Ramsey	508,640	0.0016	142,228,899	0.461
121	Pennsylvania	Chester	498,886	0.0016	142,727,785	0.462
122	Kansas	Sedgwick	498,365	0.0016	143,226,150	0.464
123	Colorado	17	497,492	0.0016	143,723,642	0.466
124	Indiana	31	496,005	0.0016	144,219,647	0.467
125	Massachusetts	Plymouth	494,919	0.0016	144,714,566	0.469
126	North Carolina	18	488,406	0.0016	145,202,972	0.47
127	Wisconsin	Dane	488,073	0.0016	145,691,045	0.472
128	California	Sonoma	483,878	0.0016	146,174,923	0.473
129	Washington	Spokane	471,221	0.0015	146,646,144	0.475
130	New York	Richmond	468,730	0.0015	147,114,874	0.476
131	New York	Onondaga	467,026	0.0015	147,581,900	0.478
132	Massachusetts	Hampden	463,490	0.0015	148,045,390	0.48
133	Texas	9	455,746	0.0015	148,501,136	0.481
134	South Carolina	5	446,201	0.0014	148,947,337	0.482
135	California	Tulare	442,179	0.0014	149,389,516	0.484
136	Ohio	Lucas	441,815	0.0014	149,831,331	0.485
137	Louisiana	19	440,171	0.0014	150,271,502	0.487
138	Virginia	Virginia Beach City	437,994	0.0014	150,709,496	0.488
139	Pennsylvania	York	434,972	0.0014	151,144,468	0.49
140	Louisiana	24	432,552	0.0014	151,577,020	0.491
141	Tennessee	6	432,226	0.0014	152,009,246	0.492
142	Iowa	Polk	430,640	0.0014	152,439,886	0.494
143	Michigan	Genesee	425,790	0.0014	152,865,676	0.495
144	Washington	Clark	425,363	0.0014	153,291,039	0.496
145	California	Santa Barbara	423,895	0.0014	153,714,934	0.498
146	Texas	26	422,679	0.0014	154,137,613	0.499
147	Nevada	Washoe	421,407	0.0014	154,559,020	0.501

# Acknowledgments

Many students at the University of North Carolina School of Law helped to gather the information necessary produce this report, including Matthew Baruch, James Clarke, Jennifer Cofer, Patrick Figuerado, Rachel M. Geissler, Mackenzie Harmon, Sarah Hoffman, Brittainy Joyner, Matthew Ledford, Grace Lempp, Ashley Nicole Longman, Adam Renkiewicz, Alison Rossi, Alexander Rutgers, and Alan Sides.

Tyla Olsen provided excellent administrative support and helped gather additional information.

Samantha Owen prepared the individual state reports and provided invaluable assistance throughout the project.

The national data analysis was performed by Michael Morse.

This study was made possible by a generous gift from the Vital Projects Fund, Inc.